Electromechanical pressure switches - Nautilus®

Size 70 bar (1015 psi). For detection of a single threshold (fixed differential)
Fluid connection 1/4" BSP female
Switches with single-pole C/O contact

Accessories : page 38
Dimensions : pages 39 to 41

References, characteristics

Pressure switches type XML-A	With setting scale		Without setting scale	
	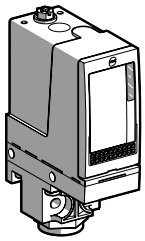	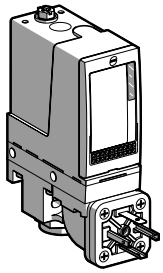	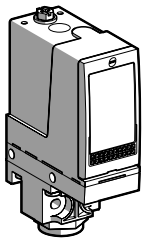	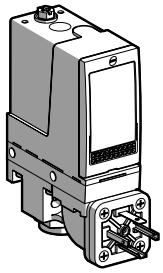
Adjustable range of switching point (PH) (Rising pressure)	**5...70 bar (72.5...1015 psi)**			
Electrical connections	Terminals	DIN connector	Terminals	DIN connector

References

Fluids controlled (1)				
Hydraulic oils, up to + 160°C	**XML-A070D2S11**	**XML-A070D2C11**	**XML-A070D1S11**	**XML-A070D1C11**
Fresh water, sea water, up to + 160°C	**XML-A070E2S11**	**XML-A070E2C11**	**XML-A070E1S11**	**XML-A070E1C11**
Corrosive fluids, air, up to + 160°C	**XML-A070N2S11**	**XML-A070N2C11**	**XML-A070N1S11**	**XML-A070N1C11**
Weight (kg)	0.695	0.725	0.695	0.725

Complementary characteristics not shown under general characteristics (page 11)

Natural differential (subtract from PH to give PB)	At low setting (2)	3 bar (43.5 psi)
	At high setting (2)	7.5 bar (108.75 psi)
Maximum permissible pressure	Per cycle	90 bar (1305 psi)
	Occasional surge	160 bar (2320 psi)
Destruction pressure		320 bar (4640 psi)
Mechanical life		6 x 10^6 operating cycles
Cable entry for terminal models		1 entry tapped for n°13 cable gland, conforming to NF C 68-300 (DIN Pg 13.5). Clamping capacity : Ø 9 to 13 mm.
Connector type for connector models		DIN 43650A, 4-pin male. For suitable female connector, see page 38.
Pressure switch type		Piston

Operating curves

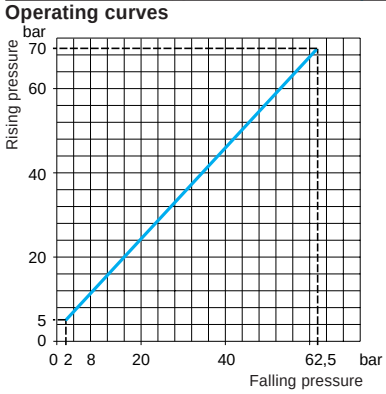

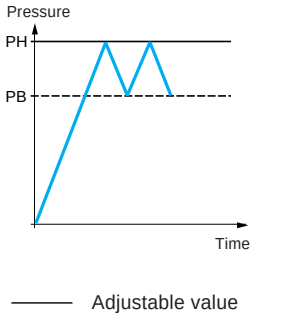

Connections
Terminal model



Connector model
Switch connector pin view

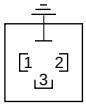

1 → 11 and 13
2 → 12
3 → 14

(1) Check the compatibility of the switch for the fluid to be controlled (compatibility tables shown on pages 66 to 75).
(2) Deviation of the differential at high and low setting points for switches of the same size : ± 0.8 bar (± 11.6 psi).

Other versions Pressure switches with alternative tapped entries : ISO, NPT, etc.
Please consult your Regional customer centre.