Cam Switches, Manual Motor Controllers, Disconnects

UL / CSA / IEC / CE

For Single phase Applications

Circuit function diagram	Front Plate No. [4]	Main contacts (Number of power poles)	Auxiliary contacts		Max. HP Rating 50-60 Hz, single-phase UL/CSA			Current Rating UL/CSA	For use as		
									Basic type for ..., insert mounting form	Cover mounting Padlockable, red handle with yellow collar, suitable as Emergency-Stop Mounting form Article No.	Price see price list
	FS 908	N.O.	N.O.	N.C.	115 V HP	200 V HP	230 V HP	A			
Motor disconnect switches											
		**1**	**0**	**0**	**¾**	**2**	**2**	**14**	**T0-1-8200/...**	**EA/SVB-NA** 104448	
					1 ½	**3**	**3**	**25**	**T3-1-8200/...**	**EA/SVB-NA** 104749	
					3	**7 ½**	**10**	**65**	**T5B-1-8200/...**	**EA/SVB-NA** 104872	
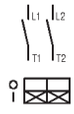		**2**	**0**	**0**	**¾**	**2**	**2**	**14**	**T0-1-102/...**	**EA/SVB-NA** 104368	
					1 ½	**3**	**3**	**25**	**T3-1-102/...**	**EA/SVB-NA** 104726	
					3	**7 ½**	**10**	**65**	**T5B-1-102/...**	**EA/SVB-NA** 104852	
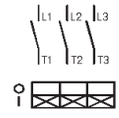		**3**	**0**	**0**	**1 ½**	**3**	**3**	**20**	**P1-25/...**	**EA/SVB** 041097	
					2	**3**	**5**	**30**	**P1-32/...**	**EA/SVB** 081438	
					3	**7 ½**	**10**	**60**	**P3-63/...**	**EA/SVB** 031607	
					5	**10**	**15**	**100**	**P3-100/...**	**EA/SVB** 074320	
Motor disconnect switches with load shedding auxiliary contact											
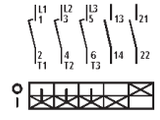		**3**	**1**	**1**	**1 ½**	**3**	**3**	**20**	**P1-25/...**	**EA/SVB/HI11** 091080	
					2	**3**	**5**	**30**	**P1-32/...**	**EA/SVB/HI11** 072567	
					3	**7 ½**	**10**	**60**	**P3-63/...**	**EA/SVB/HI11** 019891	
					5	**10**	**15**	**100**	**P3-100/...**	**EA/SVB/HI11** 029383	

Notes:

1) Surface mounting enclosures are IEC type, totally insulated, corrosion-resistant rated IP 65, NEMA rated 3R, 12.
2) All handles supplied in the above combinations are padlockable in the OFF position. Switches with red handles and yellow collars (...SVB) are suitable as Emergency-Stop main disconnect switches per Machinery Directive Standard EN 60 204-1. In applications where the switch is not intended to fulfill the Emergency-Stop function, use black handle and collar (...SVB-SW).
3) All switches are UL listed and CSA certified as manual controllers, additionally evaluated as motor disconnects per the intent of NEC. All switches are in compliance with IEC/EN 60 947-3 (switch-disconnectors) and are CE marked. For IEC ratings consult Moeller Electric.
4) All front plates shown may be exchanged at the time of the order at no extra charge. The prerequisite is that switching angles, the number of positions and the location of position 0 must be identical; → pages 07/052 and 053 for ordering details.
English front plates supplied with the switches as shown in the catalog, can be exchanged for their French equivalent by adding the FS... number shown with suffix -F to the switch type (Example: T0-1-8200/EA/SVB-NA+FS908-F).

Cam Switches, Manual Motor Controllers, Disconnects

UL / CSA / IEC / CE

For Single phase Applications

Emergency-Stop device

Surface mounting [1)]

Padlockable
red handle with yellow collar
suitable as Emergency-Stop

totally insulated

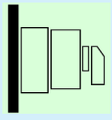

Mounting form Article No.	Price see price list
I2/SVB-NA 109822	
I2/SVB-NA 109823	
I4/SVB-NA 109824	
I2/SVB-NA 109825	
I2/SVB-NA 109826	
I4/SVB-NA 109827	
I2/SVB-NA 255886	
I2/SVB-NA 255891	
I4/SVB-NA 255897	
I5/SVB-NA 255903	
I2/SVB/HI11-NA 255888	
I2/SVB/HI11-NA 255894	
I4/SVB/HI11-NA 255901	
I5/SVB/HI11-NA 255906	

Base mounting
Padlockable,
red handle with yellow collar
suitable as Emergency-Stop

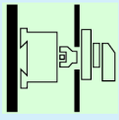

Mounting form Article No.	Price see price list
V/SVB-NA 104454	
V/SVB-NA 104755	
V/SVB-NA 104877	
V/SVB-NA 104377	
V/SVB-NA 104732	
V/SVB-NA 104857	
V/SVB 055335	
V/SVB 095676	
V/SVB 048218	
V/SVB 088558	
V/SVB/HI11 095826	
V/SVB/HI11 015145	
V/SVB/HI11 024637	
V/SVB/HI11 034129	

without Emergency-Stop function

Cover mounting
Padlockable,
black handle and collar

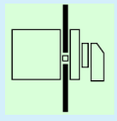

Mounting form Article No.	Price see price list
EA/SVB-SW-NA 109836	
EA/SVB-SW-NA 109839	
EA/SVB-SW-NA 109840	
EA/SVB-SW-NA 109841	
EA/SVB-SW-NA 109842	
EA/SVB-SW-NA 109843	
EA/SVB-SW 048365	
EA/SVB-SW 053111	
EA/SVB-SW 057857	
EA/SVB-SW 062603	
EA/SVB-SW/HI11 070194	
EA/SVB-SW/HI11 012772	
EA/SVB-SW/HI11 022264	
EA/SVB-SW/HI11 031756	

Surface mounting 1)
Padlockable
black handle and collar

totally insulated

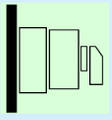

Mounting form Article No.	Price see price list
I2/SVB-SW-NA 109850	
I2/SVB-SW-NA 109851	
I4/SVB-SW-NA 109852	
I2/SVB-SW-NA 109853	
I2/SVB-SW-NA 109854	
I4/SVB-SW-NA 109855	
I2/SVB-SW-NA 255885	
I2/SVB-SW-NA 255892	
I4/SVB-SW-NA 255898	
I5/SVB-SW-NA 255904	
I2/SVB-SW/HI11-NA 255889	
I2/SVB-SW/HI11-NA 255895	
I4/SVB-SW/HI11-NA 255900	
I5/SVB-SW/HI11-NA 255907	

Base mounting
Padlockable,
black handle and collar

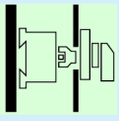

Mounting form Article No.	Price see price list
V/SVB-SW-NA 109844	
V/SVB-SW-NA 109845	
V/SVB-SW-NA 109846	
V/SVB-SW-NA 109847	
V/SVB-SW-NA 109848	
V/SVB-SW-NA 109849	
V/SVB-SW 050738	
V/SVB-SW 055484	
V/SVB-SW 060230	
V/SVB-SW 064976	
V/SVB-SW/HI11 098199	
V/SVB-SW/HI11 017518	
V/SVB-SW/HI11 027010	
V/SVB-SW/HI11 036502	

Cam Switches, Manual Motor Controllers, Disconnects

UL / CSA / IEC / CE

For Single phase Applications

Circuit function diagram	Front Plate No. [3]	Main contacts (Number of power poles)	Auxiliary contacts		Max. HP rating 50-60 Hz, single-phase UL/CSA			Current rating UL/CSA	Basic type for ...., insert mountng form	Cover mounting Front IP 65 Mounting form Article No.	Price see price list
	FS 908	N.O.	N.O.	N.C.	115 V HP	200 V HP	230 V HP	A			
On-Off switches, with black handle and silver-colored front plate											
		**1**	**0**	**0**	**¾**	**2**	**2**	**14**	**T0-1-8200/...**	**E-NA** 104447	
					1 ½	**3**	**3**	**25**	**T3-1-8200/...**	**E-NA** 104748	
					3	**7 ½**	**10**	**65**	**T5B-1-8200/...**	**E-NA** 104871	
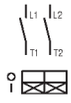		**2**	**0**	**0**	**¾**	**2**	**2**	**14**	**T0-1-102/...**	**E-NA** 104367	
					1 ½	**3**	**3**	**25**	**T3-1-102/...**	**E-NA** 104725	
					3	**7 ½**	**10**	**65**	**T5B-1-102/...**	**E-NA** 104851	
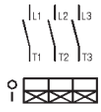		**3**	**0**	**0**	**¾**	**2**	**2**	**14**	**T0-2-1/...**	**E-NA** 104475	
					1 ½	**3**	**3**	**20**	**P1-25/...**	**E** 038724	
					2	**3**	**5**	**30**	**P1-32/...**	**E** 079065	
					3	**7 ½**	**10**	**60**	**P3-63/...**	**E** 026861	
					5	**10**	**15**	**100**	**P3-100/...**	**E** 067201	
On-OFF switches, with auxiliary contacts											
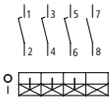		**3**	**1**	**0**	**¾**	**2**	**2**	**14**	**T0-2-15679/...**	**E** 029387	
		3	**1**	**1**	**1 ½**	**3**	**3**	**20**	**P1-25/...**	**E/HI11** 045998	
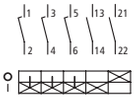					**2**	**3**	**5**	**30**	**P1-32/...**	**E/HI11** 062609	
					3	**7 ½**	**10**	**60**	**P3-63/...**	**E/HI11** 079220	
					5	**10**	**15**	**100**	**P3-100/...**	**E/HI11** 069574	
Fractional HP motor reversing switch, auxiliary winding											
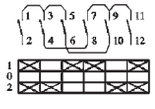	 FS 1665	**6**	**0**	**0**	**¾**	**2**	**2**	**14**	**T0-3-15098/...**	**E-NA** 109869	
					1 ½	**3**	**3**	**25**	**T3-3-15098/...**	**E-NA** 104764	

Notes

[1] Surface mounting enclosures are IEC type, totally insulated, corrosion-resistant to IP 65, NEMA rated 3R, 12.

[2] Above switches are identical to the selection on pages 07/012 and 013, except that the associated handle is not padlockable. Exception: P3-.../IVS can be padlocked in the Off position.
All above handles are black with light grey front plate.

[3] All front plates shown may be exchanged at the time of the order at no extra charge. The prerequisite is that switching angles, the number of positions and the location of position 0 must be identical; → pages 07/052 and 053 for ordering details.
English front plates supplied with the switches as shown in the catalog, can be exchanged for their French equivalent by adding the FS... number shown with suffix -F to the switch type (Example: T0-1-8200/E-NA+FS908-F).

Cam Switches, Manual Motor Controllers, Disconnects
UL / CSA / IEC / CE

For Single phase Applications

Center mounting Front IP 65 22.5 mm opening		Surface mounting 1) Enclosure totally insulated		Base mounting with cover Front IP 30		Base mounting with cover mounted handle and coupling drive Front IP 65	
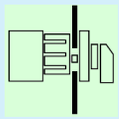		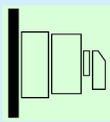		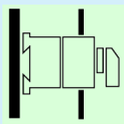		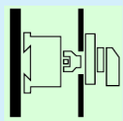	
Mounting form Article No.	**Price see price list**	**Mounting form Article No.**	**Price see price list**	**Mounting form Article No.**	**Price see price list**	**Mounting form Article No.**	**Price see price list**
EZ-NA 104449		**I2-NA** 109874		**IVS-NA** 109892		**Z-NA** 104455	
EZ-NA 104750		**I2-NA** 109875		–		**Z-NA** 104756	
–		**I4-NA** 109876		–		**Z-NA** 104878	
EZ-NA 104369		**I2-NA** 109877		**IVS-NA** 109893		**Z-NA** 104378	
EZ-NA 104727		**I2-NA** 109878		–		**Z-NA** 104733	
–		**I4-NA** 109879		–		**Z-NA** 104858	
EZ-NA 104477		**I2-NA** 109880		**IVS-NA** 109894		**Z-NA** 104483	
EZ 041250		**I2-NA** 255884		**IVS** 052962		**Z** 057708	
EZ 048369		**I2-NA** 255890		**IVS** 093303		**Z** 098049	
–		**I4-NA** 255896		**IVS** 041099		**Z** 050591	
–		**I5-NA** 255902		**IVS** 081439		**Z** 090931	
EZ 031760		**I2** 109885		**IVS** 036506		**Z** 041252	
EZ/HI11 048371		**I2/HI11-NA** 109886		**IVS/HI11** 053117		**Z/HI11** 057863	
EZ/HI11 064982		**I2/HI11-NA** 109887		**IVS/HI11** 069728		**Z/HI11** 074474	
–		**I4/HI11-NA** 109888		**IVS/HI11** 081593		**Z/HI11** 086339	
–		**I5/HI11-NA** 109889		**IVS/HI11** 091085		**Z/HI11** 093304	
EZ-NA 109872		**I2-NA** 109890		**IVS-NA** 109896		**Z-NA** 109897	
EZ-NA 104765		**I2-NA** 109891		–		**Z-NA** 104767	

Cam Switches, Manual Motor Controllers, Disconnects

UL / CSA / IEC / CE

For Single phase Applications

Circuit function diagram	Front plate No. [3]	Main contacts (Number of power poles)	Auxiliary contacts		Max. HP rating 50-60 Hz, single-phase UL/CSA			Current rating UL/CSA	Basic type for ...., insert mounting form	Cover mounting Front IP 65 Mounting form Article No.	Price see price list
	FS 908 GE	N.O.	N.O.	N.C.	115 V HP	200 V HP	230 V HP	A			
Emergency-Stop switches, with red handle and yellow front plate											
		**1**	**0**	**0**	**¾**	**2**	**2**	**14**	**T0-1-8200/...**	**E-RT-NA** 109898	
					1 ½	**3**	**3**	**25**	**T3-1-8200/...**	**E-RT-NA** 109899	
					3	**7 ½**	**10**	**65**	**T5B-1-8200/...**	**E-RT-NA** 109900	
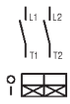		**2**	**0**	**0**	**¾**	**2**	**2**	**14**	**T0-1-102/...**	**E-RT-NA** 109901	
					1 ½	**3**	**3**	**25**	**T3-1-102/...**	**E-RT-NA** 109902	
					3	**7 ½**	**10**	**65**	**T5B-1-102/...**	**E-RT-NA** 109903	
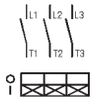		**3**	**0**	**0**	**¾**	**2**	**2**	**14**	**T0-2-1/...**	**E-RT-NA** 109904	
					1 ½	**3**	**3**	**20**	**P1-25/...**	**E-RT** 002388	
					2	**3**	**5**	**30**	**P1-32/...**	**E-RT** 003197	
					3	**7 ½**	**10**	**60**	**P3-63/...**	**E-RT** 005743	
					5	**10**	**15**	**100**	**P3-100/...**	**E-RT** 007189	

Notes

[1] Surface mounting enclosures are IEC type, totally insulated, corrosion-resistant rated IP 65, NEMA rated 3R,12.

[2] Above switches are identical to the selection on pages 07/012 and 013, except that the associated handle assembly is red with yellow background, making them suitable for Emergency-Stop applications. Handles are not padlockable.
For padlockable handles used in Emergency-Stop applications, → 07/048.

[3] All front plates shown may be exchanged at the time of the order at no extra charge. The prerequisite is that switching angles, the number of positions and the location of position 0 must be identical; → pages 07/052 and 053 for ordering details.
English front plates supplied with the switches as shown in the catalog, can be exchanged for their French equivalent by adding the FS... number shown with suffix -F to the switch type (Example: T0-1-8200/E-RT-NA+FS908-F).

Cam Switches, Manual Motor Controllers, Disconnects
UL / CSA / IEC / CE

For Single phase Applications

Surface mounting [2] Enclosure totally insulated 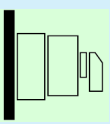 Mounting form Article No.	Price see price list	Base mounting with cover Front IP 30 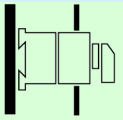 Mounting form Article No.	Price see price list
I2-RT-NA 109905		**IVS-RT-NA** 109916	
I2-RT-NA 109906		–	
I4-RT-NA 109907		–	
I2-RT-NA 109908		**IVS-RT-NA** 109917	
I2-RT-NA 109909		–	
I4-RT-NA **109910**		–	
I2-RT-NA 109911		**IVS-RT-NA** 109918	
I2-RT-NA 255887		**IVS-RT** 013140	
I2-RT-NA 255893		**IVS-RT** 022632	
I4-RT-NA 255899		**IVS-RT** 045845	
I5-RT-NA 255905		**IVS-RT** 086185	

T Cam Switches
For Single phase Applications

UL / CSA / IEC / CE

Circuit function diagram	Front Plate No. [3]	Main contacts (Number of power poles) N.O.	Max. HP rating 50-60 Hz, single-phase UL/CSA 115 V HP	200 V HP	230 V HP	Current rating UL/CSA A	Basic type for ..., insert mounting form	Cover mounting Front IP 65 Mounting form Article No.	Price see price list
Change-over switches with OFF position									
	 FS 684	1	¾	2	2	14	**T0-1-8210/...**	**E** 012742	
			1 ½	3	3	25	**T3-1-8210/...**	**E** 054718	
			3	7 ½	10	65	**T5B-1-8210/...**	**E** 094261	
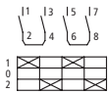	 FS 684	2	¾	2	2	14	**T0-2-8211/...**	**E** 022234	
			1 ½	3	3	25	**T3-2-8211/...**	**E** 061837	
			3	7 ½	10	65	**T5B-2-8211/...**	**E** 093094	
Change-over switches with OFF position with spring-return from both directions to "0"									
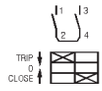	 FS 147474	1	¾	2	2	14	**T0-1-8214/...**	**E-NA** 104459	
			1 ½	3	3	25	**T3-1-8214/...**	**E-NA** 109919	
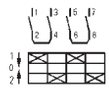	 FS 4011	2	¾	2	2	14	**T0-2-8215/...**	**E** 022236	
			1 ½	3	3	25	**T3-2-8215/...**	**E** 016751	
Change-over switches without OFF position									
	 FS 943	1	¾	2	2	14	**T0-1-8220/...**	**E** 031728	
			1 ½	3	3	25	**T3-1-8220/...**	**E** 038108	
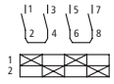	 FS 943	2	¾	2	2	14	**T0-2-8221/...**	**E** 038847	
			1 ½	3	3	25	**T3-2-8221/...**	**E** 045227	
			3	7 ½	10	65	**T5B-2-8221/...**	**E** 093047	

Notes:

1) Surface mounting enclosures are IEC type, totally insulated, corrosion-resistant rated IP 65, NEMA rated 3R, 12.
2) All handles suppled with above switches are black with light gray front plate.
3) All front plates shown may be exchanged at the time of the order at no extra charge. The prerequisite is that switching angles, the number of positions and the location of position 0 must be identical; → pages 07/052 and 053 for ordering details.
English front plates supplied with the switches as shown in the catalog, can be exchanged for their French equivalent by adding the FS... number shown with suffix -F to the switch type (Example: T0-1-8214/E-NA+FS147474-F).

T Cam Switches
For Single phase Applications

UL / CSA / IEC / CE

Center mounting Front IP 65 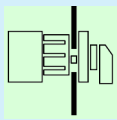 **Mounting form** Article No.	**Price** see price list	**Surface mounting** [1] Enclosure 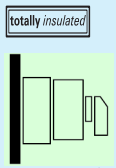 **Mounting form** Article No.	**Price** see price list	**Base mounting** with cover Front IP 30 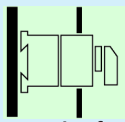 **Mounting form** Article No.	**Price** see price list	**Base mounting** with cover mounted handle and coupling drive Front IP 65 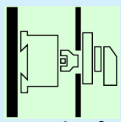 **Mounting form** Article No.	**Price** see price list
EZ 048337		**I2-NA** 109921		**IVS** 074440		**Z** 019862	
EZ 003072		**I2-NA** 109922		–		**Z** 057091	
–		**I4-NA** 109923		–		**Z** 094258	
EZ 053083		**I2-NA** 109924		**IVS** 076813		**Z** 029354	
EZ 003075		**I2-NA** 109925		–		**Z** 064210	
–		**I4-NA** 109926		–		**Z** 093082	
EZ-NA 104460		**I2-NA** 109927		**IVS-NA** 109936		**Z-NA** 104462	
EZ-NA 109920		**I2-NA** 109928		–		**Z-NA** 109937	
EZ 081561		**I2-NA** 109929		**IVS** 048340		**Z** 053093	
EZ 001074		**I2-NA** 109930		–		**Z** 019124	
EZ 095799		**I2-NA** 109931		**IVS** 055459		**Z** 086312	
EZ 001018		**I2-NA** 109932		–		**Z** 040481	
EZ 010372		**I2-NA** 109933		**IVS** 057832		**Z** 074450	
EZ 001025		**I2-NA** 109934		–		**Z** 047600	
–		**I4-NA** 109935		–		**Z** 093044	