PERFORMANCE MADE SMARTER



Universal AC / DC transmitter

4179

– Measures AC current and voltage signals
– Outputs passive or active current signals
– Programming, process monitoring and diagnostics via 45xx
– Response time < 0.75 s and excellent accuracy better than 0.3%
– Universally powered by 21.6…253 VAC / 19.2...300 VDC

Application

- The 0...5 AAC RMS range makes it possible to accurately measure a typical current transformer.
- The 0...300 VAC RMS range allows accurate supply voltage monitoring.
- The 4179 measures standard input ranges, and can be freely configured to customer-defined input range.
- Converts narrow AC current / voltage inputs to wide bipolar or unipolar outputs, e.g. 0...1 VAMS input = ±10 volt or 4...20 mA output with a minimum span of 0.5 AAC RMS or 0.5 VAC RMS.
- The detachable 45xx displays provide enhanced diagnostics.
- Configurable input limits control the output value for increased safety.
- The 4179 has been designed according to strict safety requirements and is therefore suitable for application in SIL 2 installations.

Technical characteristic

- The latest analog and digital techniques are used to obtain maximum accuracy and immunity to interference.
- Possibility of output safety feedback by selecting S4...20 mA output.
- The current output can drive up to 800 Ohms, with an adjustable response time of 0.0…60.0 seconds.
- Exceptional mA output load stability of <0.001% of span / 100 Ohm.
- Meets the NAMUR NE21 recommendations, ensuring high accuracy in harsh EMC environments.
- Meets the NAMUR NE43 recommendations, allowing the control system to easily detect an input error.
- Tested to a high 2.3 kVAC, 3-port galvanic isolation level.
- Excellent signal to noise ratio of > 60 dB.
- Suitable for the use in systems up to Performance Level “d” according to ISO-13849.

Mounting / installation / programming

- Very low power consumption means units can be mounted side by side without an air gap – even at 60°C ambient temperature.
- Configuration, monitoring, 2-point process calibration and more are accomplished using PR's 45xx detachable displays.

Applications

Input signals:

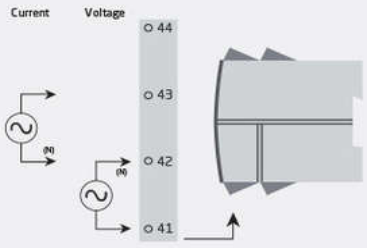

Output signals:

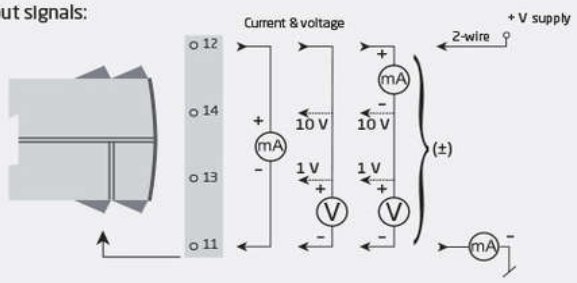

Power connection:

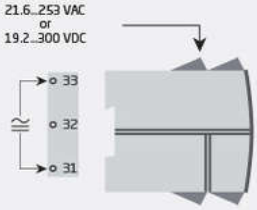

- All programming can be password-protected.

Order:

Type
4179

This page is automatically generated on the basis of information provided on www.prelectronics.com and its affiliated websites. It is provided to you as a service and for information purpose only. While we try to maintain the information as accurately as possible, the page may contain errors or omissions for which we disclaim any and all liability

Environmental Conditions

Operating temperature	-20°C to +60°C
Storage temperature	-20°C to +85°C
Calibration temperature	20...28°C
Relative humidity	< 95% RH (non-cond.)
Protection degree	IP20
Installation in	Pollution degree 2 & meas. / overvoltage cat. II

Mechanical specifications

Dimensions (HxWxD)	109 x 23.5 x 104 mm
Dimensions (HxWxD) w/ 4501/451x	109 x 23.5 x 116 / 131 mm
Weight approx	155 g
Weight incl. 4501 / 451x (approx.)	170 g / 185 g
DIN rail type	DIN EN 60715/35 mm
Wire size	0.13...2.08 mm^2 AWG 26...14 stranded wire
Screw terminal torque	0.5 Nm
Vibration	IEC 60068-2-6
2...13.2 Hz	±1 mm
13.2...100 Hz	±0.7 g

Common specifications

Supply

Supply voltage, universal	21.6...253 VAC, 50...60 Hz or 19.2...300 VDC
Max. required power	≤ 1.8 W nom.
Internal power dissipation	≤ 2.5 W

Isolation voltage

Test voltage	2.3 kVAC
Working voltage	250 VAC (reinforced) / 500 VAC (basic)

Response time

Response time (0...90%, 100...10%)	< 0.75 s
Programming	PR 45xx
Signal dynamics, input	20 bit
Signal dynamics, output	18 bit
Signal / noise ratio	> 60 dB
Output referred common mode rejection ratio	0.02 ppm / VHz
Accuracy	Better than 0.3% of selected range*
EMC immunity influence	< ±0.5% of span*
Extended EMC immunity: NAMUR NE21, A criterion, burst	< ±1% of span*
of span	= of selected standard range

Input specifications

Current input

Signal range	0...5 AAC / 40...400 Hz
Maximum input limit	6.00 AAC @ 40°C
Programmable measurement ranges	0...0.5; 0…1; 0…2.5 & 0...5 AAC
Custom configurable signal range	0...5 AAC /40...400 Hz
Min. measurement range (span)	0.5 AAC
Input resistance	Nom. < 0.07 Ω

Voltage input

Signal range	0...300 VAC / 40...400 Hz
Programmable measurement ranges	0...0.5, 0...1, 0...2.83, 0…5, 0…120, 0…230 & 0…300 VAC
Custom configurable signal range	0...300 VAC / 40...400 Hz
Min. measurement range (span)	0.5 VAC
Input resistance	Nom. 3 MΩ || 100 pF

Output specifications

Active unipolar and bipolar mA output

Programmable ranges	0...20, 4...20 and S4...20 mA
Programmable ranges	±10 and ±20 mA
Programmable ranges	Direct or Inverted Action
Load (@ current output)	≤ 800 Ω
V-curve function, active signals, 100-0-100%	20-0-20 mA

Passive 2-wire mA output

Programmable ranges	0...20 and 4...20 mA
Programmable ranges	Direct or Inverted action
V-curve function, 100-0-100%	20-0-20 mA
External loop supply	3.5...30 V

Current output

Signal range	0...23 mA (unipolar)
Signal range	-23...+23 mA (bipolar)
Current limit	≤ 28 mA (unipolar)
Current limit	± 28 mA (bipolar)
Load stability	≤ 0.001% of span / 100 Ω
Response time, programmable	0.0...60.0 s

Voltage output

Programmable signal ranges	0/0.2...1; 0/1...5 ; 0/2...10; 1...0.2/0; 5...1/0; 10...2/0 V
Programmable signal ranges	±1, ±5 and ±10 V
Programmable signal ranges	Direct or Inverted action
V-curve function, 100-0-100%	1-0-1, 5-0-5 and 10-0-10 V
Load (@ voltage output)	≥ 500 kΩ
Response time, programmable	0.0...60.0 s

Observed authority requirements

EMC	2014/30/EU
LVD	2014/35/EU
RoHS	2011/65/EU

Approvals

UL	UL 508 / C22.2 no. 14
SIL	Hardware assessed for use in SIL applications

NB

* / **	For custom configurable signal ranges, general accuracy and EMC specifications are 0.3% of full scale