

Inductive sensor

NMB10-18GM55-E2

- 10 mm flush
- Stainless steel sensing face
- Increased operating distance

Dimensions

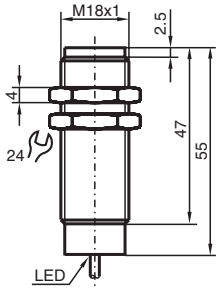

Technical Data

General specifications		
Switching function		Normally open (NO)
Output type		PNP
Rated operating distance	s_n	10 mm
Installation		flush (Requirements: see drawing below)
Output polarity		DC
Assured operating distance	s_a	0 ... 8.1 mm
Actuating element		Ferrous and nonferrous targets
Reduction factor r_{Al}		0.4
Reduction factor r_{Cu}		0.25
Reduction factor r_{304}		0.85
Reduction factor r_{St37}		1
Output type		3-wire
Nominal ratings		
Operating voltage	U_B	10 ... 30 V DC
Switching frequency	f	0 ... 240 Hz
Hysteresis	H	3 ... 15 typ. 10 %

Release date: 2025-01-10 Date of issue: 2025-01-10 Filename: 911281_eng.pdf

Technical Data

Reverse polarity protection		reverse polarity protected
Short-circuit protection		pulsing
Voltage drop	U_d	≤ 2 V
Operating current	I_L	≤ 200 mA
Off-state current	I_r	10 µA
No-load supply current	I_0	≤ 10 mA
Operating voltage indicator		LED, green
Switching state indicator		LED, yellow
Functional safety related parameters		
$MTTF_d$		847 a
Mission Time (T_M)		20 a
Diagnostic Coverage (DC)		0 %
Compliance with standards and directives		
Standard conformity		
Standards		EN IEC 60947-5-2
Approvals and certificates		
UL approval		cULus Listed, General Purpose
CCC approval		CCC approval / marking not required for products rated ≤36 V
Ambient conditions		
Ambient temperature		-25 ... 70 °C (-13 ... 158 °F)
Mechanical specifications		
Connection type		cable
Housing material		Stainless steel 1.4305 / AISI 303
Sensing face		Stainless steel 1.4305 / AISI 303
Degree of protection		IP69K
Cable		
Wire end ferrules		yes
Cable diameter		6.2 mm ± 0.2 mm
Bending radius		> 10 x cable diameter
Material		PUR
Color		black
Number of cores		3
Core cross section		0.5 mm^2
Length	L	2 m
Dimensions		
Length		55 mm
Diameter		18 mm

Connection

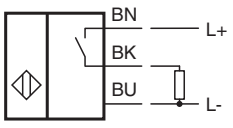

Release date: 2025-01-10 Date of issue: 2025-01-10 Filename: 911281_eng.pdf

Mounting

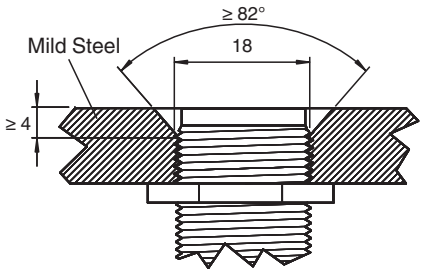

Sensor face is flush with mounting surface.

Release date: 2025-01-10 Date of issue: 2025-01-10 Filename: 911281_eng.pdf