- Installation design
- Width 17.5mm
- Analog data encoder 0 to 10VDC
- Checkback signal of the switch setting ‚AUTO'



Technical data

1. Functions

AUTO	output according to input YR
0	permanently OFF
HAND	output according to set value (regulator)

2. Indicators

Yellow LED ON/OFF: intensity according to the value of the output signal

3. Mechanical design

Self-extinguishing plastic housing, IP rating IP40
Mounted on DIN-Rail TS 35 according to EN 50022
Mounting position: any
Shockproof terminal connection according to VBG 4 (PZ1 required), IP rating IP20
Initial torque: max. 1Nm
Terminal capacity:
- 1 x 0.5 to 2.5mm² with/without multicore cable end
- 1 x 4mm² without multicore cable end
- 2 x 0.5 to 1.5mm² with/without multicore cable end
- 2 x 2.5mm² flexible without multicore cable end

4. Input circuit

Supply voltage:	24V AC/DC	terminals A1(+)-A2
Tolerance:	24V AC/DC	-15% to +10%
Rated frequency:	48 to 63Hz	
Rated consumption:	24V AC/DC	0.58VA (0.33W)
Duration of operation:	100%	
Reset time:	-	
Residual ripple for DC:	10%	
Drop-out voltage:	>30% of supply voltage	

5. Output circuit

Output signal (terminals Y-GND):

Switch setting AUTO	corresponding to input signal at terminals YR - GND
Switch setting 0	0V
Switch setting HAND	0 to 10V
Output capacity Y:	10mW at 10V (switch setting HAND)
Insulation voltage:	24V AC (according to IEC 664-1)
Surge voltage:	800V, overvoltage category III (according to IEC 664-1)

6. Checkback

Setting ‚AUTO':	terminals B1-B2
Maximum switching capacity:	56VA (2A / 28V AC/DC)
Minimum switching capacity:	5mVA (1mA / 5V AC/DC)
Contact resistance:	max. 20mΩ
Electrical life:	3 x 10^4 operations at maximum load

7. Accuracy

Base accuracy:	±1% (of maximum scale value)
Adjustment accuracy:	±10% (of maximum scale value)
Repetition accuracy:	-
Voltage influence:	-
Temperature influence:	≤0.01% / °C

8. Ambient conditions

Ambient temperature:	-25 to +55°C (according to IEC 68-1)
Storage temperature:	-25 to +70°C
Transport temperature:	-25 to +70°C
Relative humidity:	15% to 85% (according to IEC 721-3-3 class 3K3)
Pollution degree:	2, if built-in 3 (according to IEC 664-1)

Subject to alterations and errors

Functions

Automatic (AUTO)
The contact of checkback B1-B2 is closed.
The input signal applied to terminal YR is looped through unchanged to terminal Y.

Permanently OFF (0)
The contact of checkback B1-B2 is opened.
No output signal at terminal Y.

Manual signal (HAND)
The contact of checkback B1-B2 is opened.
Output signal at terminal Y (0 to 10V DC) according to the value set on the front mounted regulator.

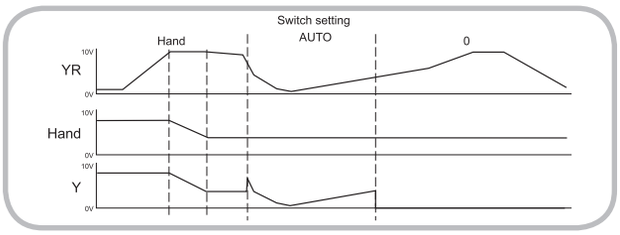

Connections

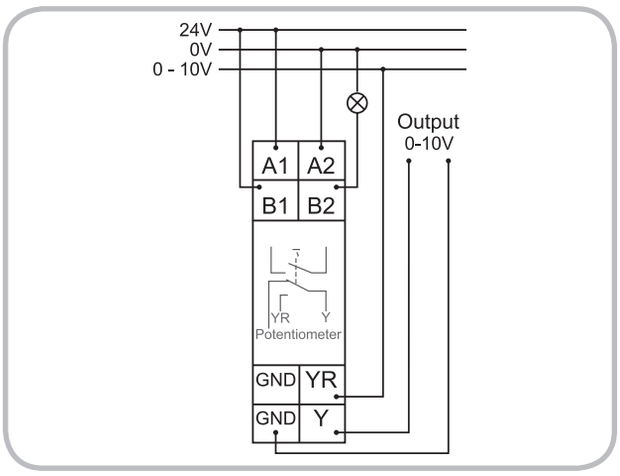

Dimensions

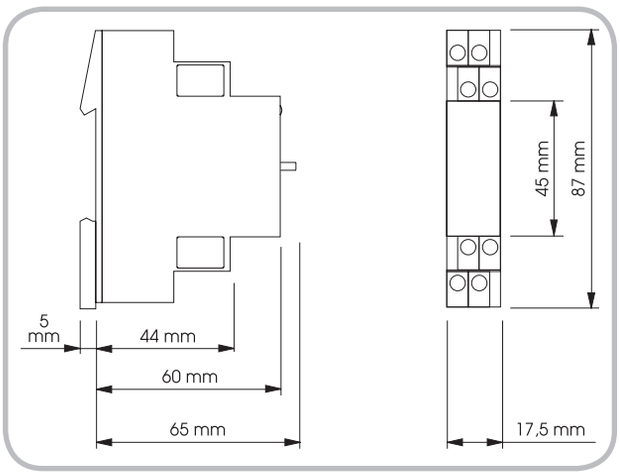

Subject to alterations and errors