PRODUCT DATASHEET
FL 20 P 17W 2K4LM 830 PS SY100 WT

FLOODLIGHT 20 | Versatile floodlight with up to 2400 lm light output



Areas of application

- Replacement for floodlights with halogen lamps
- Outdoor use (IP66)
- D-sign according to EN 60598-2-24 for fire-risk commercial unit, e.g. by accumulation of dust
- Public areas
- Building facades
- Construction areas
- Parking
- Gardens and balconies

Product benefits

- Breather membrane to optimize air exchange, without compromising IP protection
- Highly versatile due to selectable lumen steps (Multi Lumen) on the housing
- Robust cable gland with integrated waterstop function
- Safe and very uniform illumination, due to frosted and tempered glass diffuser
- Bright, robust and durable
- Energy savings of up to 90 % compared to halogen lamp floodlights
- No upper light output ratio (ULOR 0%) when mounted at 0° tilt

Product features

- High luminous efficacy: up to 145 lm/W
- Type of protection: IP66
- Pre-installed, flexible 1 m cable (H05RN-F), wrapped 3 x 1.0 mm^2 single wires
- Reflector-based, symmetric light distribution with 100° x 100° beam angle
- Mounting bracket with 30° angle and wide rotation area

© 2026, LEDVANCE GmbH. All rights reserved.

TECHNICAL DATA

Electrical data

Nominal wattage	17 W / 11 W
Nominal voltage	220…240 V
Mains frequency	50…60 Hz
Nominal current	75/60 mA
Inrush current	7.32 A
Inrush current time T_{h50}	23.4 µs
Max. number of luminaires per miniature circuit breaker B16	102
Max. number of luminaires per miniature circuit breaker C10	81
Max. number of luminaires per miniature circuit breaker C16	131
Power factor λ	> 0.90
Total harmonic distortion	< 20 %
Protection class	I
Surge capability (L-N)	2 kV
Surge capability (L/N-Ground)	4 kV
Operating mode	Integrated LED driver

Photometrical data

Luminous flux	2200 lm / 1465 lm
Luminous efficacy	133 lm/W
Color temperature	3000 K
Light color (designation)	Warm White
Color rendering index Ra	80
Standard deviation of color matching	5 sdcm
Stroboscope effect metric (SVM)	≤0.9
Photobiological safety group acc. to EN62778	RG1
Photobiological safety group acc. to EN62471	RG1
Beam angle	100 ° x 100 °

© 2026, LEDVANCE GmbH. All rights reserved.

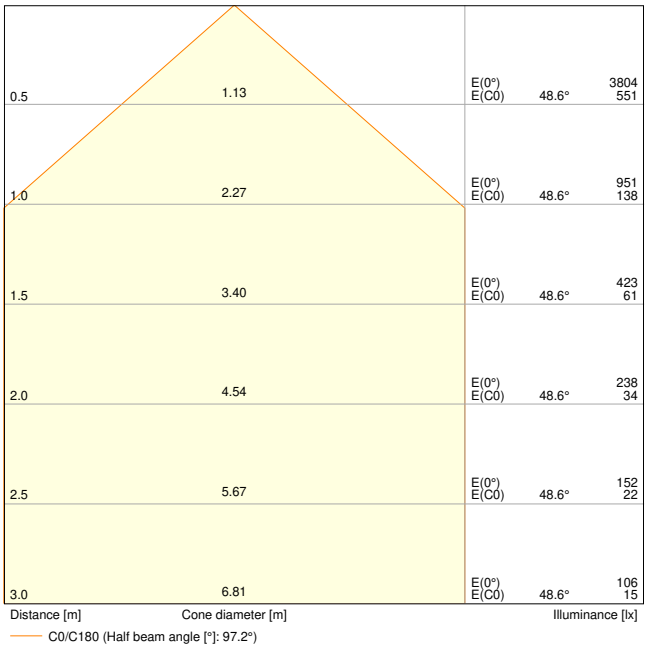

FL 20 P 17W 2K4LM 830 PS SY100 WT

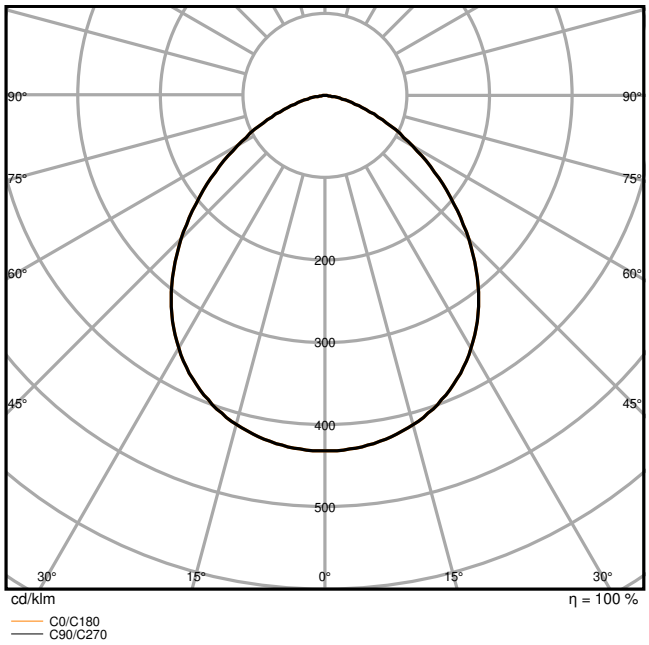

FL 20 P 17W 2K4LM 830 PS SY100 WT

Adjustable attributes

Nominal wattage	Color temperature	Luminous flux	Luminous efficacy
17 W	3000 K	2200 lm	133 lm/W
11 W	3000 K	1465 lm	133 lm/W

Dimensions & Weight

Length	157.00 mm
Width	38.00 mm
Height	141.00 mm
Product weight	526.00 g
Cable length	1000 mm

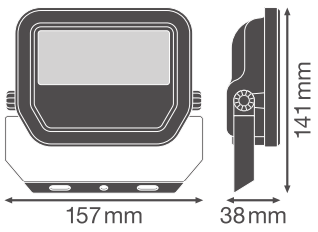

FL 20 P SY100

© 2026, LEDVANCE GmbH. All rights reserved.

Materials & Colors

Product color	White
Housing color	White
RAL Color (most similar)	RAL 9003
Body material	Aluminum
Cover material	Glass
Light emitting surface material	Glass
Glow Wire Test according to IEC 60695-2-12	650 °C
Mercury content	0.0 mg

Application & Mounting

Ambient temperature range	-30…+50 °C
Temperature range at storage	-40…+70 °C
Type of connection	Cable, 3-pole
Type of protection	IP66
Protection class IK (shock resistance)	IK07
Corrosion resistance class acc. to EN 12944	C4
Dimmable	No
Mounting type	Surface
Mounting location	Wall / Ceiling / Floor
Application environment	Outdoor
Mechanically adjustable	Yes
With light source	Yes
Replaceable light source	No

Lifespan

Lifespan L70/B50 at 25 °C	100000 h [1)]
Lifespan L80/B10 at 25 °C	75000 h [1)]
Lifespan L80/B50 at 25 °C	70000 h
Lifespan L90/B10 at 25 °C	35000 h

1) t[h]: L70 / B50 @ 25 °C (Ta), t[h]: L80 / B10 @ 25 °C (Ta), t[h]: L90 / B10 @ 25 °C (Ta)

Control gear

Output current	133 mA
ECG - Output ripple current	< 20 %

Certificates & Standards

Standards	CE / CB / ENEC / EAC / UKCA / EPD

© 2026, LEDVANCE GmbH. All rights reserved.

Luminaire with limited surface temperature, "D sign"	Yes
Ball shot safe	No
EPD	LEDV-00031-V01.01-EN
Replaceable light source (EPREL)	Not replaceable

Additional product data

Added function	MULTI SELECT

Safety advice

– Max. wind load surface 0.015 m^2

DOWNLOAD DATA

	Documents and certificates	Document name
PDF	User instruction / safety instructions	G11193706_UI_Floodlight_08W-41W
PDF	Legal information	Insert_LSI_Floodlight_8_41w_G11195967
PDF	Legal information	Informationstext 18 Abs 4 ElektroG
PDF	Legal information	Safety Insert G11205496
PDF	Legal information	Legal Insert G11277401
PDF	Declarations of conformity	FLOODLIGHT GEN4
PDF	Declarations of conformity UKCA	FLOODLIGHT GEN4
PDF	EPD	EPD EN FLOODLIGHT GEN 4 LP SENSOR

	Photometric and lighting design files	Document name
IES	IES file (IES)	FL 20 P 17W 2K4LM 830 PS SY100 WT
LDT	LDT file (Eulumdat)	FL 20 P 17W 2K4LM 830 PS SY100 WT
ULD	ULD file (DIALux)	FL 20 P 17W 2K4LM 830 PS SY100 WT
ROLF	ROLF file (RELUX)	FL 20 P 17W 2K4LM 830 PS SY100 WT

© 2026, LEDVANCE GmbH. All rights reserved.

	Photometric and lighting design files	Document name
	UGR file (UGR table)	FL 20 P 17W 2K4LM 830 PS SY100 WT
	Light distribution curve type cone	FL 20 P 17W 2K4LM 830 PS SY100 WT
	Light distribution curve type polar	FL 20 P 17W 2K4LM 830 PS SY100 WT

	CAD/BIM files	Document name
	BIM Revit 3D	Floodlight G4
	CAD STEP 3D	FL G4 17W

	Tender texts	Document name
	Tender documents	FLOODLIGHT 20 17W 2K4LM 830 PS SY100 WT-EN

LOGISTICAL DATA

Product code	Packaging unit (Pieces/Unit)	Dimensions (length x width x height)	Gross weight	Volume
4099854305801	Folding box 1	64 mm x 162 mm x 150 mm	585.00 g	1.56 dm^3
4099854305818	Shipping box 12	402 mm x 338 mm x 175 mm	7604.00 g	23.78 dm^3

The mentioned product code describes the smallest quantity unit which can be ordered. One shipping unit can contain one or more single products. When placing an order, for the quantity please enter single or multiples of a shipping unit.

ADDITIONAL CATALOG INFORMATION

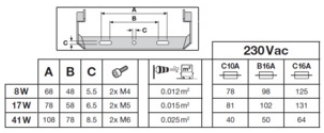

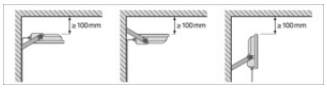

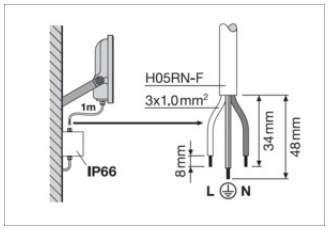

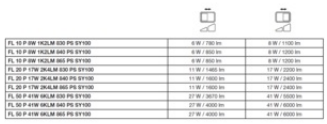

References / Links

– For Guarantee see www.ledvance.com/guarantee

© 2026, LEDVANCE GmbH. All rights reserved.

DISCLAIMER

Subject to change without notice. Errors and omission excepted. Always make sure to use the most recent release.

© 2026, LEDVANCE GmbH. All rights reserved.