

Screw clamp module

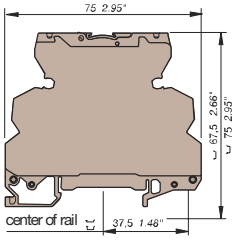

Spring clamp module

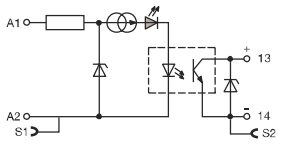

OB...IC 0100 - 5-12 V DC
115-230 V AC/DC

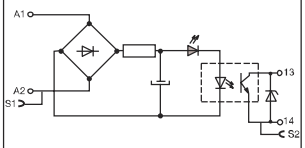

OB...IC 0100
24 V DC
24-48-60 V AC/DC

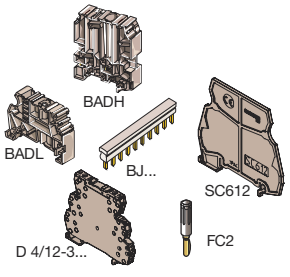

Optocoupler : 5 to 58 V DC output / 100 mA - 6 mm *.236*" spacing

Characteristics

Opto. characteristics	**OB...IC 0100**							
INPUT								
Input voltage +20% -15% on DC, +10% -10% on AC	5 V DC - 12 V DC		24 V DC		48 V AC/DC	60 V AC/DC	115 V AC/DC	230 V AC/DC
Frequency					50 / 60 Hz	50 / 60 Hz	50 / 60 Hz	50 / 60 Hz
Input current AC/DC	5 mA	9 mA	4 mA		4 mA	5 mA	7 mA / 16mA	11.5 mA/25 mA
Pull-in voltage at Is=100%	4 V	4 V	15 V		25 V	25 V	60 VAC/70 VDC	60 VAC/70 VDC
Switching time C / O								
Operating frequency	10 µs / 500 µs		10 µs / 500 µs		5 ms / 20 ms		5 ms / 15 ms	
Permissible leakage current	1000 Hz		1000 Hz		20 Hz		20 Hz	
	0,9 mA		1 mA		0,9 mA		1,6 mA	
OUTPUT								
Output voltage	4,5 to 58 VDC							
Output current min.	1 mA							
Output current max.	100 mA							
Output leakage current at Umax.	< 50 µA							
Residual voltage at I max and U rated typical	1 V							
max.	1,3 V							
Frequency on inductive load								
Isolation Input / Output	2500 V RMS							
TEMPERATURE								
Ambient temperature storage	-40°C to +80°C							
operating	-20°C to +70°C (1)							

Other characteristics		Screw clamp	Spring clamp
Body material	grey	UL 94 V0	UL 94 V0
Wire	Solid wire	0,2 - 4 mm² / 24 - 12 AWG	0,2 - 2,5 mm² / 24 - 12 AWG
size	Stranded wire	0,22 - 2,5 mm² / 24 - 12 AWG	0,22 - 2,5 mm² / 24 - 12 AWG
Rated wire size		2,5 mm² / 12 AWG	2,5 mm² / 12 AWG
Wire stripping length		9 mm *.354*"	9 mm *.354*"
Recommended screwdriver		3,5 mm *.137*"	3,5 mm *.137*"
Protection		IP20 *NEMA1*	IP20 *NEMA1*
Recommended torque		0,4 - 0,6 Nm *3.5 - 5.3 lb.in*	0,4 - 0,6 Nm *3.5 - 5.3 lb.in*
Approvals		c UL us, SP (pending), GL, LRS, CE	
Reference standards		CEI 947-7-1 / CEI 947-1 / CEI 1131-2 (in relevant parts) / CEI 60664-1 / CEM : IRC 1000-4-2, 3, 4, 5, 6.	

(1) Over 55°C, blocks have to be mounted on horizontal rail with 10 mm spacing between each block. For vertical rail mounting use temperature is 15°C less decreased.

Order codes

Description	**Type**	**Order P/N**	**Packaging**	**Weight kg**
Optocoupler module 100 mA/DC	OBIC 0100-5-12VDC	1SNA **645 047 R0000**	10	0,02
Optocoupler module 100 mA/DC	OBIC 0100-24VDC	1SNA **645 021 R2600**	10	0,02
Optocoupler module 100 mA/DC	OBIC 0100-48-60VAC/DC	1SNA **645 049 R1200**	10	0,02
Optocoupler module 100 mA/DC	OBIC 0100-115-230VAC/DC	1SNA **645 022 R2700**	10	0,02
Optocoupler module 100 mA/DC	OBRIC 0100-5-12VDC	1SNA **645 547 R0200**	10	0,02
Optocoupler module 100 mA/DC	OBRIC 0100-24VDC	1SNA **645 521 R2000**	10	0,02
Optocoupler module 100 mA/DC	OBRIC 0100-48-60VAC/DC	1SNA **645 549 R1400**	10	0,02
Optocoupler module 100 mA/DC	OBRIC 0100-115-230VAC/DC	1SNA **645 522 R2100**	10	0,02

Accessories

End section	BADH V0	1SNA **116 900 R2700**	50
	BADL V0	1SNA **399 903 R0200**	50
	BAM2 V0	1SNA **399 967 R0100**	50
Separator end section	SC 612	1SNA **290 474 R0200**	10
Divisible shunt 10 poles	BJ 612-10	1SNA **290 488 R0100**	10
Divisible shunt 70 poles	BJ 612-70	1SNA **290 489 R0200**	10
Screw clamp distribution block sp. 12 mm	D4/12-3-3	1SNA **645 031 R2000**	5
Spring clamp distribution block sp. 12 mm	D4/12-3R-3R	1SNA **645 531 R2200**	5
Test plug DIA. 2 mm	FC2	1SNA **007 865 R2600**	10
Marking method	RC65 RC610	see marking	