Your Expert Partner for **Human Machine Interfaces**

# Actuator

Distribution by
Rs-online

704.032.718



https://rs-online.eao.com/component/704.032.7...

Your product:



# 704.032.718
# Actuator

## FRONT

| | |
|---|---|
| **Front dimension:** | Ø 35 mm |
| **Front form:** | Round |
| **Front bezel colour:** | Nature |
| **Front bezel material:** | Aluminium |

## MOUNTING

| | |
|---|---|
| **Design:** | Flush |
| **Mounting cut-out:** | Ø 30.5 mm |
| **Mounting type:** | Panel mounting |

## OPERATING-/INDICATION PART

| | |
|---|---|
| **Lens colour:** | Colourless |
| **Lens material:** | Plastic |
| **Lens illumination:** | Illuminated |
| **Lens shape:** | Flush |
| **Lens optics:** | transparent |

## ELECTRICAL CHARACTERISTICS

| | |
|---|---|
| **Standards:** | The switches comply with the “Standards for low-voltage switching devices” DIN EN 60947-1 |

## MECHANICAL CHARACTERISTICS

| | |
|---|---|
| **Switching action:** | Momentary |

| | |
|---|---|
| **Mechanical lifetime:** | ≤3 Mil. cycles of operation |
| **Operating force:** | 8 N |
| **Operating Travel:** | ca. 5.8 mm ± 0.2 mm |
| **Weight:** | 0.046 kg |

## AMBIENT CONDITION

| | |
|---|---|
| **IP Protection:** | IP65 front side |
| **Operating temperature:** | – 40 °C ... + 55 °C |
| **Storage temperature:** | – 40 °C ... + 85 °C |

## CERTIFICATE

| | |
|---|---|
| **REACH:** | REACH compliant |
| **RoHS:** | RoHS compliant |

## OTHER

| | |
|---|---|
| **Short Description:** | Actuator, Ø 30.5 mm, Ø 35 mm, Flush, Illuminated, Colourless, Plastic, transparent, Round, Nature, Aluminium, anodised, Momentary |
| **Housing colour:** | Grey |
| **Housing material:** | Plastic |
| **Hints:** | Max. 3 switching elements can be clipped on<br>The lamp block will be delivered with screw terminal<br>The colour of anodised aluminium parts can vary due to technical production reasons |
| **max. number of switching elements:** | 3 |
| **Wiring diagrams:** | |

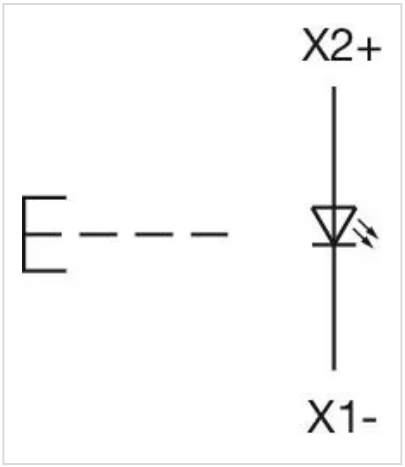

**Mounting cut-outs:**

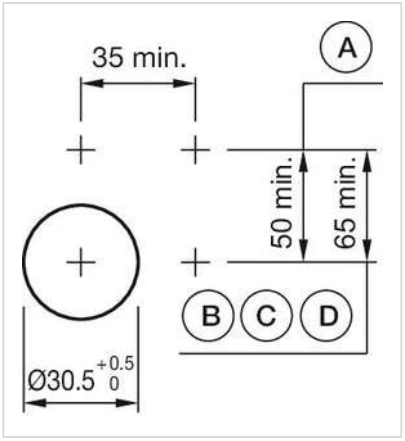


A = Screw terminal
B = Push-in terminal (PIT)
C = Plug-in terminal 6.3 mm x 0.8 mm
D = Double plug-in terminal 6.3 mm x 0.8 mm

**Dimension drawings:**

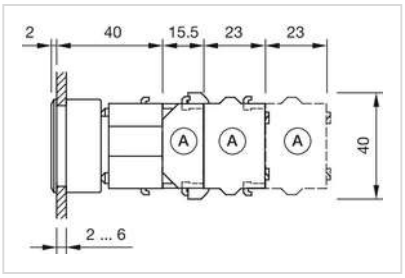


A = Screw terminal