
RESET
EIN
START
STOP
EMERGENCY STOP


START
STOP









RMQ-Titan®

Grid dimensions: 30 × 40/30 × 50 mm
Mounting diameter: 22.3 mm

	Page
System overview	2/4
 **Complete units for flush mounting**	2/6
 **Complete units for surface mounting**	2/7
Complete FAK units for surface mounting	2/8
Individual components, FAK	2/9
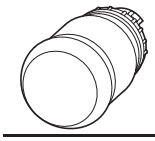 **Emergency-Stop actuators**	2/10
Emergency-Stop labels, sealable shroud	2/12
 **Pushbutton actuators**	2/13
Double actuators	2/13
Mushroom actuators	2/16
 **Selector switch actuators**	2/17
2 positions, 3 positions, 4 positions	2/17
 **Key-operated actuators**	2/18
For individual lock mechanisms	2/18
For master key systems	2/19
Four-way operators, 4 positions	2/20
 **Indicator light lens assemblies**	2/21
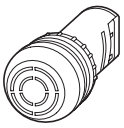 **Acoustic indicator**	2/21

	Page
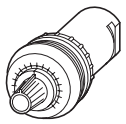 **Potentiometers**	2/21
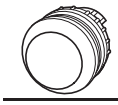 **Illuminated pushbuttons**	2/22
Flush	2/22
Extended	2/23
 **Illuminated selector switch actuators**	2/24
2 positions	2/24
3 positions	2/24
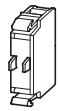 **Fixing adapter, contact elements**	2/25
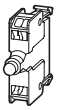 **LED elements**	2/26
LED series elements with screw terminals	2/26
With Cage Clamp	2/27
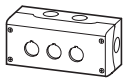 **Accessories**	2/28
Legend plate mounts, complete	2/28
Insert plates, legend plate mounts	2/29
Button plates	2/30
Lenses	2/34
Button lenses	2/36
Flush mounting panels, shrouds	2/38
Surface mounting enclosure	2/39
Front ring: gold, individual parts	2/40
Engineering	2/43
Engineering notes, master for copying	2/45
Customised complete units	2/45
Master key systems	2/46
Technical data	2/72
Dimensions	2/77

Key to type references RMQ-Titan

e.g.illuminated selector switch actuator M22S-WLK-W

1st group

M	Moeller
22	22 mm ∅
S	Black

2nd group
Basic functions

D	pushbutton actuator
DD	Double actuator
L	Indicator light
LC	Indicator light, Compact
PV	Emergency-Stop
W	Selector switch actuator
AMC	Acoustic indicator, Compact
R	Potentiometer
FR	Front ring
J	Joystick

3rd group
Additional functions

R	Stay-put
L	Illuminated
G	Protected actuation
H	Extended
K	Thumb-grip
P	Mushroom
S	Lock
V	V switch position
3	3 switch positions
4	4 switch positions
AU	Gold

4th group
Actuator colour (lens)

B	Blue
G	Green
R	Red
S	Black
Y	Yellow
W	White
X	Without button plate
MS1-20	Individual lock mechanism
SA(...)	Master key system
GVP	Bulk pack

RMQ16

Grid dimensions: 18 × 18 mm/25 × 25 mm
Mounting diameter: 16.2 mm

	Page
System overview	2/48
Pushbutton actuators	2/50
Spring-return, stay-put	2/50
Illuminated pushbuttons	2/51
Spring-return, stay-put	2/51
Selector switch actuators, key-operated	2/52
2 positions	2/52
3 positions	2/53
Illuminated selector switch actuators without filament bulb	2/54
2 positions, 3 positions	2/54
Illuminated selector switch actuators with filament bulb	2/55
2 positions, 3 positions	2/55
Indicator light	2/56
Flush, conical	2/56
Emergency-Stop actuator, Emergency-Stop labels	2/57
Accessories	2/58
Marking plates	2/58
Insert plates, label mounts	2/62
Enclosures	2/63
Filament bulbs, LEDs, assembly aids	2/64
Adapters	2/65
Contact elements	2/50
Break contact	2/50
Make contact	2/50
Technical data	2/74
Dimensions	2/82

SL signal towers

	Page
System overview	2/66
Complete units	2/68
Modules	2/69
Accessories	2/71
Technical data	2/76
Dimensions	2/85

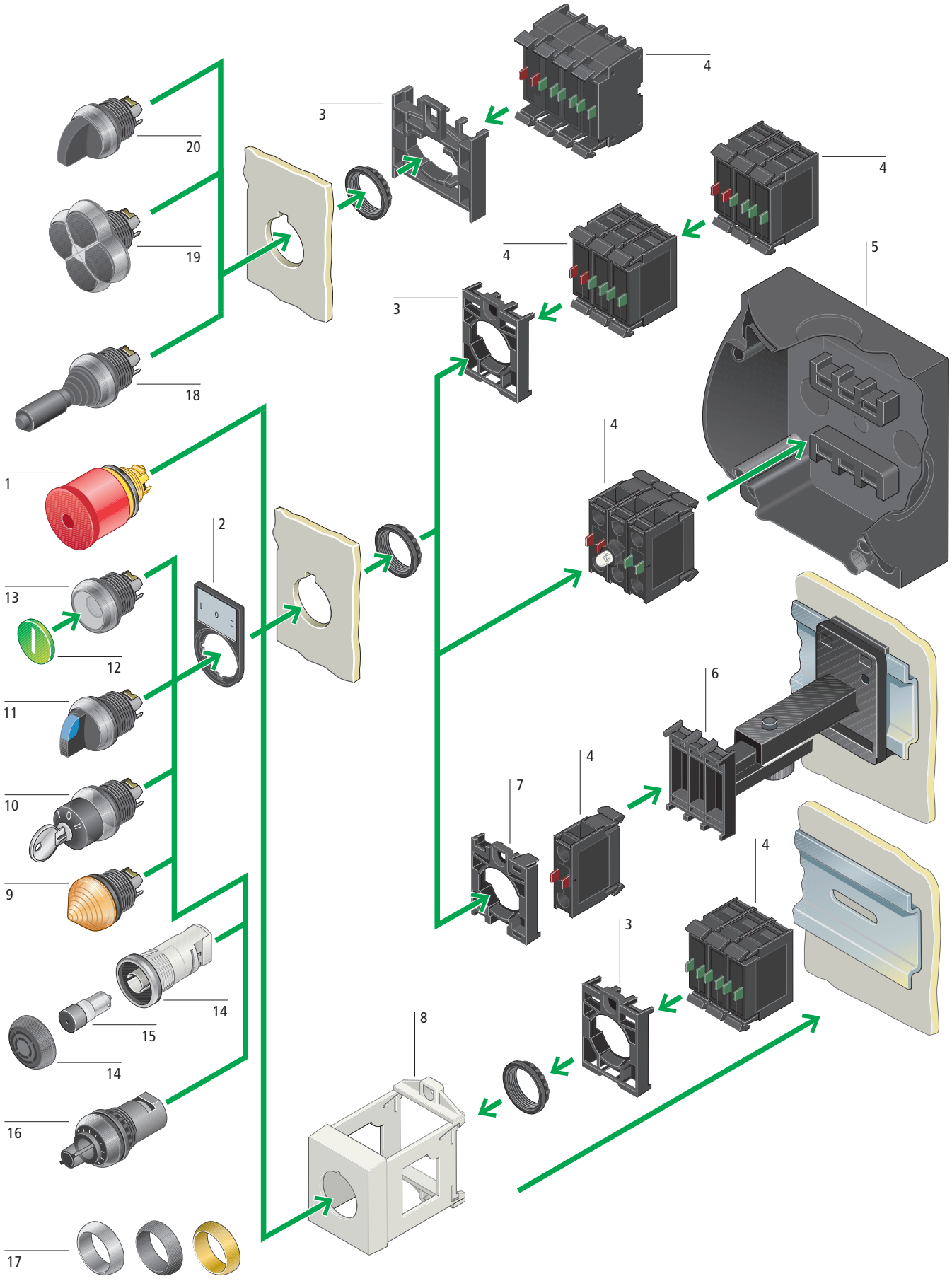
20
19
18
1
13
12
11
10
9
14
15
14
16
17
2
3
4
3
4
4
4
5
4
6
7
4
4
3
8



Emergency-Stop actuators 1

Tamper-proof according to ISO 13850/EN 418

Can be secured by sealable shroud

Legend plates with and without inscription





→ 2/10

Label mounts 2

For insert plates

Colour: black

Insert plates, aluminium-coloured, with and without inscription, can be engraved

→ 2/29

Fixing adapters 3

For front mounting

For contact and LED elements

→ 2/25

Contact elements 4

Make contacts and break contacts

Universal contacts suitable for use with electronic devices

Positive opening safety function according to IEC/EN 60947-5-1

Maximum 2 levels, each with 3 contact elements

→ 2/25

LED elements 4

Voltage range:

12 – 30 V AC/DC
85 – 264 V AC

→ 2/26

Enclosures 5

Surface mounting enclosures IP67 up to 6 mounting locations

Flush mounting panel, IP54, up to 6 mounting locations

Shrouds IP40 for flush mounting panels

→ 2/38

Telescopic clip 6

For mounting depth compensation when rear mounting devices in CI enclosures, CI-K enclosures and cabinets

→ 2/40

Centring adapter 7

For centring of actuator and indicator elements when using telescopic clip

→ 2/40

IVS top-hat rail adapter 8

For direct mounting on top-hat rail to IEC/EN 60175

→ 2/40

Indicator lights 9

Flush and conical versions

Colours: white, green, red, yellow, blue

→ 2/21

Key-operated actuators 10

2 and 3 positions

Programmable stay-put/spring-return function and key withdrawability

Suitable for master key systems

→ 2/18

Selector switch actuators 11

2 and 3 positions

With rotary head, thumb-grip

Programmable stay-put/spring-return function

Illuminated selector switch actuators with transparent thumb-grip

Colours: white, green, red, yellow, blue

→ 2/17

Button plates/Button lenses 12

Laser inscription for pushbutton actuators and mushroom actuators

Button lenses for illuminated pushbuttons and indicator lights, flat

With standard texts and symbols or customised inscription

→ 2/30

Pushbutton actuators 13

Spring-return and stay-put

Flush and extended

With and without guard ring

Mushroom actuators

Double actuators

Colours: white, green, red, yellow, blue, black

Illuminated pushbuttons

Colours: white, green, red, yellow, blue

→ 2/14

Acoustic indicator 14

Degree of protection IP40
Without buzzer

→ 2/21

Buzzer 15

Continuous tone, pulsed tone

18 – 30 V AC/DC

→ 2/21

Potentiometers 16

Resistance ratings from 1 to 470 kΩ

3 individual connections

With screw terminals

→ 2/21

Front rings 17

– Titanium
– Black

– 24 carat gold can only be ordered via M22-Combination

→ 2/40

Joystick 18

4 positions

→ 2/20

4-way pushbutton 19

4 positions

Pushbutton actuators, spring-return

→ 2/20

4-way selector switch actuators 20

4 positions

With rotary head or thumb-grip

Stay-put function 0-1-0-2-0-3-0-4

→ 2/17

Product features

- Snap-fitting modular system
- Front ring titanium, black or gold
- Mounting diameter: 22.3 mm
- Minimum grid dimension: 30 × 40 mm
- Degree of protection: minimum IP66
- Up to 6 contacts per mounting location
- For switching differing potentials
- Approved throughout the world

	Button plate	Contacts M = Make, B = Break ⊖ = Positive opening safety function to IEC/EN 60947-5-1		Circuit symbol	Front ring: titanium **Type** Article no.	**Price** See Price List	Std. pack
Pushbuttons, IP67, IP69K							
Flush actuator 	I	1 M	–		**M22-D-G-X1/K10** 216512		5 off
	◎	–	1 B ⊖		**M22-D-R-X0/K01** 216510		5 off
Double actuator with white LED element lens, IP66							
85 – 264 V AC 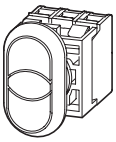	I □ 0	1 M	1 B ⊖	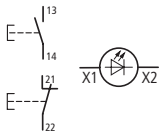	**M22-DDL-GR-X1/X0/K11/230-W** 216509		5 off
Selector switch actuators, IP66							
Thumb-grip, black Stay-put/spring return function convertible using M22-XC-Y coding adapters Switch positions 0, I and II correspond with the position of the actuator as viewed from the front. 							
2 positions, stay-put	–	1 M	–	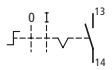	**M22-WRK/K10** 216518		5 off
3 positions, stay-put	–	2 M	–	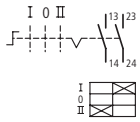	**M22-WRK3/K20** 216520		5 off
Key-operated buttons, IP66							
Stay-put/spring return function and key withdrawability convertible using M22-XC-... coding adapters 2 positions, stay-put MS1 lock mechanism, with 1 key 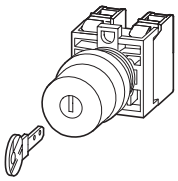	–	1 M	1 B ⊖	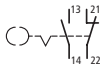	**M22-WRS/K11** 216517		5 off
Customised complete units							
To order use FO315. (*) = Freely selectable customer identification or stock no.; max. 10 characters.	–	–	–	–	**M22-COMBINATION-*** 228298		1 off

Notes Front ring: gold-plated, → 2/40

Moeller HPL0211-2004/2005

	Number of locations Qty.	Contacts M = Make, B = Break ⊖ = Positive opening safety function to IEC/EN 60947-5-1		Circuit symbol	Colour enclosure top		Front ring: titanium Type Article no.	Price See Price List	Std. pack
Pushbuttons, IP67, IP69K									
Flush actuator 	1	1 M	1 B ⊖	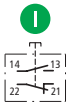		RAL 7035	**M22-D-G-X1/KC11/I** 216522		1 off
	1	1 M	1 B ⊖			RAL 7035	**M22-D-R-X0/KC11/I** 216521		1 off
Emergency-Stop buttons, IP66, IP69K									
Tamper-proof according to ISO 13850/EN 418 Pull to release	–	–	2 B ⊖			RAL 3000	**M22-PV/KC02/IY** 216524		1 off
	–	1 M	1 B ⊖			RAL 3000	**M22-PV/KC11/IY** 216525		1 off
Emergency-Stop key-release mushroom button, IP67, IP69K									
With 1 key Lock mechanism MS1 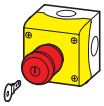	1	1 M	1 B ⊖	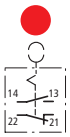		RAL 1004	**M22-PVS/KC11/IY** 216523		1 off
Key-operated button, IP66									
Stay-put/spring return function and key withdrawability convertible using M22-XC-... coding adapters With 1 key 2 positions, stay-put Lock mechanism MS1 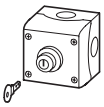	1	1 M	1 B ⊖			RAL 7035	**M22-WRS/KC11/I** 216526		1 off
Two-way pushbutton stations, IP67, IP69K									
Without indicator light 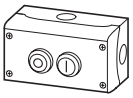	2	2 M	2 B ⊖	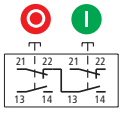		RAL 7035	**M22-I2-M1** 216529		1 off
With indicator light, white LED element 85 – 264 V AC 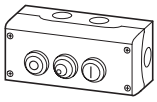	2	2 M	2 B ⊖	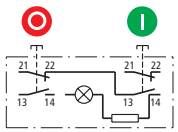		RAL 7035	**M22-I3-M2** 216533		1 off
Three-way pushbutton station, IP67, IP69K									
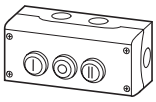	3	3 M	3 B ⊖	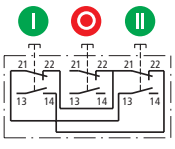		RAL 7035	**M22-I3-M1** 216532		1 off

	Contacts M = Make, B = Break ⊖ = Positive opening safety function to IEC/EN 60947-5-1			Colour of mushroom head, indicator light		**Type** Article no.	**Price** See Price List	Std. pack	Approval mark
Foot and palm switches, IP67, IP69K									
Spring-return Enclosure base: black (RAL 9005) Enclosure top: light grey (RAL 7035)	1 M	1 B ⊖		RAL 9004		**FAK-S/KC11/I** 229749		1 off	
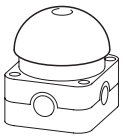	1 M	1 B ⊖		RAL 3000		**FAK-R/KC11/I** 229746		1 off	
Stay-put Pull to release Emergency-stop actuator tamper-proof to ISO 13850/EN 418 Enclosure base: black (RAL 9005) Enclosure top: yellow (RAL 1004)	–	1 B ⊖		RAL 3000		**FAK-R/V/KC01/IY** 229747		1 off	
	1 M	1 B ⊖		RAL 3000		**FAK-R/V/KC11/IY** 229748		1 off	
 SUVA CNA INSAI	–	2 B ⊖	–	RAL 3000		**FAK-R/V/KC02/IY** 256790		1 off	
Foot and palm switch, IP65									
Enclosure base grey Enclosure top yellow Mushroom head red									
Stay-put Release by button on the side For Emergency-Stop applications according to ISO 13850	1 M	1 B ⊖		RAL 3000		**FAK-R/V/KC11A/I** 001475		1 off	
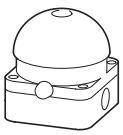									
Indicator lights, conical BA 9s, IP67, IP69K									
Can be fitted in M20/M25 knockout in base For filament and neon bulbs up to 2.4 W									
	–	–		–		**L-R** 208689		1 off	–
	–	–		–		**L-G** 208690			–
	–	–		–		**L-Y** 208691			–
	–	–		–		**L-W** 208692			–
M20 metric cable glands according to EN 50262									
• With lock nut and built-in strain relief • IP68, IP69K, polyamide halogen free • External diameter of cable 6 – 13 mm									
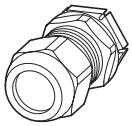	–	–		–	–	**V-M20** 206910		20 off	–

	Colour	Function: = Stay-put = Spring-return	Type Article no.	Price See Price List	Std. pack
Customised complete units					
(*) = Freely selectable customer identification or stock no.; max. 10 characters. An order consists of: enclosure base, enclosure top and contact elements			**FAK-COMBINATION-*** 229758		1 off
Enclosure base					
For up to 3 contact elements					
	Black	–	**FAK-IU** 229753		1 off
Enclosure tops					
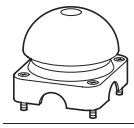	Grey, mushroom head black		**FAK-S** 095540		1 off
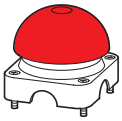	Grey, mushroom head red		**FAK-R** 071810		
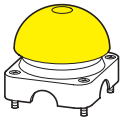	Grey, mushroom head yellow		**FAK-Y** 229754		
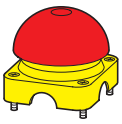	Yellow, mushroom head red		**FAK-R/V/Y** 229755		

		Contacts M = Make, B = Break ⊖ = Positive opening safety function to IEC/EN 60947-5-1		Circuit symbol	Contact travel diagram, stroke in connection with front element mm	Assignment[1]	Type Article no.	Price See Price List	Std. pack
Contact elements									
Base fixing									
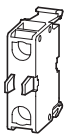	Screw terminals	1 M	–			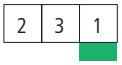	**M22-KC10** 216380		20 off
		–	1 B ⊖			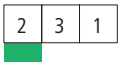	**M22-KC01** 216382		
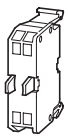	Cage Clamp[2]	1 M	–			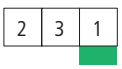	**M22-CKC10** 216386		
		–	1 B ⊖			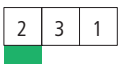	**M22-CKC01** 216387		

Notes

[1] Assignment: Assignment of the fixing adapter with sequence numbers according to EN 50013
x = Sequence number on fixing adapter
y = Function number on contact element

[2] Cage Clamp is a registered trademark of Wago Kontakttechnik GmbH/Minden, Germany

		Contacts M = Make, B = Break ⊖ = Positive opening safety function to IEC/EN 60947-5-1		Circuit symbol	Colour of mushroom head (yellow base)		**Type** Article no.	**Price** See Price List	Std. pack
Complete units for front fitting[1]									
Emergency-Stop actuators 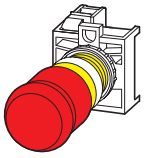	Tamper-proof according to ISO 13850/EN 418 Pull to release Max. contacts to be fitted together: 4 x M22-(C)K... **IP66, IP69K**	–	1 B ⊖		●	RAL 3000	**M22-PV/K01** 216515		5 off
	–	1 M	1 B ⊖		●	RAL 3000	**M22-PV/K11** 216516		
Emergency-Stop key-release mushroom button 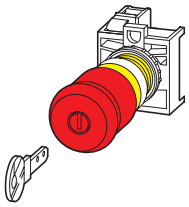	Tamper-proof according to ISO 13850/EN 418 With one key, MS1 individual lock mechanisms, not suitable for master key systems Release by using the key **IP67, IP69K**	–	1 B ⊖		●	RAL 3000	**M22-PVS/K01** 216514		
Emergency-Stop actuators[1]									
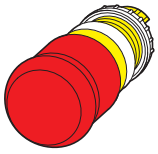	Non-illuminated, pull to release, **IP66, IP69K**			–	●	RAL 3000	**M22-PV** 216876		5 off
				–			**M22-PV-GVP** 216877		50 off
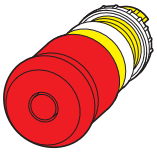	Illuminated, pull to release, **IP66, IP69K**			–			**M22-PVL** 216878		5 off
	Non-illuminated, turn to release, IP66, IP69K			–			**M22-PVT** 263467		
	Illuminated, turn to release, **IP66, IP69K**			–			**M22-PVLT** 263469		
Emergency-Stop/Emergency-Halt actuators									
	Non-illuminated, pull to release, **IP66, IP69K**			–	●	RAL 9005	**M22S-PV** 225528		5 off
	Non-illuminated, turn to release, **IP66, IP69K**			–			**M22S-PVT** 271499		
	Illuminated, pull to release, **IP66, IP69K**			–			**M22S-PVL** 230962		
	Illuminated, turn to release, **IP66, IP69K**			–			**M22S-PVLT** 271540		

Notes

1) TÜV Rheinland Product Safety — BAUART GEPRÜFT / TYPE APPROVED

SUVA CNA INSAI

		Contacts M = Make, B = Break ⊖ = Positive opening safety function to IEC/EN 60947-5-1		Circuit symbol	Colour of mushroom head (yellow base)		**Type** Article no.	**Price** See Price List	Std. pack
Emergency-Stop key-release mushroom actuators, IP67, IP69K[1]									
With 1 key, not suitable for master key systems Release by using the key									
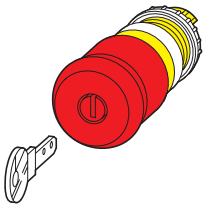	MS1 individual lock mechanisms			–		RAL 3000	**M22-PVS** 216879		5 off
	Individual lock mechanisms MS2 – MS20			–		RAL 3000	**M22-PVS-MS*** 216880		1 off
Guard ring for Emergency-Stop buttons, IP65									
Degree of protection IP65									
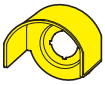	–	–	–	–		RAL 1004	**M22-XGPV** 231273		1 off
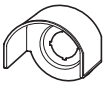	–	–	–	–		RAL 7032	**M22G-XGPV** 271610		1 off

Notes

1) TÜV Rheinland Product Safety — BAUART GEPRÜFT — TYPE APPROVED

	Inscription	Country code (explanation)	Colour		**Type** Article no.	**Price** See Price List	Std. pack	
Emergency-Stop labels, IP66								
Lettering black								
33 × 50 mm 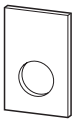	Not-Aus	D	●	RAL 1004	**M22-XZK-D99** 216471		10 off	–
	Emergency-Stop	GB			**M22-XZK-GB99** 216472			–
	Arrêt d'urgence	F			**M22-XZK-F99** 216473			–
	EMERGENZA	I			**M22-XZK-I99** 216474			–
	NOODSTOP	NL			**M22-XZK-NL99** 216475			–
	NÖDSTOPP	S			**M22-XZK-S99** 216476			–
	HÄTÄ-SEIS	SF			**M22-XZK-SF99** 216477			–
	NØDSTOP	DK			**M22-XZK-DK99** 216478			–
	With customised inscription	–			**M22-XZK-*** 216479			Height of letters: 5 mm Number of lines: up to 2 Characters per line: up to 7
	Blank	–			**M22-XZK** 216470		25 off	–
50 × 50 mm 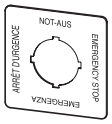	4 languages	English, German,			**M22-XYK1** 216484		10 off	–
	With customised text	–			**M22-XYK-*** 231181			Height of letters: 5 mm Number of lines: 1 Characters per line: up to 48
Diameter = 90 mm 	4 languages	English, German,			**M22-XAK1** 216465			–
	4 languages	English, German,			**M22-XAK2** 216466			–
	4 languages	English, German,			**M22-XAK3** 216467			–
	4 languages	English, Swedish,			**M22-XAK4** 216468			–
	With customised text	–			**M22-XAK-*** 216469			Height of letters: 7 (5) mm Number of lines: 1 Characters per line: up to 59 (86)
	Blank	–			**M22-XAK** 216464			–
Diameter = 60 mm 	4 languages	English, German,			**M22-XBK1** 216483			–
	With customised text	–			**M22-XBK-*** 231762			Height of letters: 5 mm Number of lines: 1 Characters per line: up to 48
	Blank	–			**M22-XBK** 269580			–
Sealable shroud, IP65								
Degree of protection IP65 Transparent with collapse point, can be reused after Emergency-Stop operation. For use with M22-(S)-PV, M22(S)-PVL and M22-PVS Adjacent holes in the 30 × 50 mm grid must be closed off using M22(S)-B blanking plugs.								
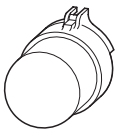	–	–	–	–	**M22-PL-PV** 216397		2 off	–

Moeller HPL0211-2004/2005

	Button plate	Front ring: titanium **Type** Article no.	**Price** See Price List	Std. pack	Front ring: black **Type** Article no.	**Price** See Price List	Std. pack
Double actuators, IP66							
With indicator light White lens Spring-return 	I 0	**M22-DDL-GR-X1/X0** 216700		5 off	**M22S-DDL-GR-X1/X0** 216701		5 off
	I 0	**M22-DDL-WS-X1/X0** 216706			**M22S-DDL-WS-X1/X0** 216707		
	START STOP	**M22-DDL-GR-GB1/GB0** 216702			**M22S-DDL-GR-GB1/GB0** 216703		
	START STOP	**M22-DDL-WS-GB1/GB0** 216708			**M22S-DDL-WS-GB1/GB0** 216709		
	↑ ↓	**M22-DDL-S-X7/X7** 216710			**M22S-DDL-S-X7/X7** 216711		
	+ –	**M22-DDL-S-X4/X5** 218145			**M22S-DDL-S-X4/X5** 218146		
		M22-DDL-GR 216698			**M22S-DDL-GR** 216699		
		M22-DDL-WS 216704			**M22S-DDL-WS** 216705		
With inscription to order[1)]							
	– –	**M22-DDL-*-*-*** 226770		5 off	**M22S-DDL-*-*-*** 230350		5 off

Notes

Front ring: gold-plated, → 2/40

[1)] Example: M22(S)-DDL-*-*-*

- └ Symbol/text 2 (bottom)
- └ Symbol/text 1 (top)
- └ G = green button plates
- R = red button plates
- S = black button plates
- W = white button plates
- G/R = button plates, top = green, bottom = red
- W/S = button plates, top = white, bottom = black

	Button plate	Front ring: titanium **Type** Article no.	**Price** See Price List	Std. pack	Front ring: black **Type** Article no.	**Price** See Price List	Std. pack
Pushbutton actuators, IP67, 69K							
Actuator flush, spring-return 	●	**M22-D-S** 216590		10 off	**M22S-D-S** 216591		10 off
	○	**M22-D-W** 216592			**M22S-D-W** 216593		
	●	**M22-D-R** 216594			**M22S-D-R** 216595		
	●	**M22-D-G** 216596			**M22S-D-G** 216597		
	●	**M22-D-Y** 216598			**M22S-D-Y** 216599		
	●	**M22-D-B** 216600			**M22S-D-B** 216601		
	Without	**M22-D-X** 216602			**M22S-D-X** 216604		
	Without	**M22-D-X-GVP** 216603		50 off			
	◎	**M22-D-R-X0** 216605		10 off	**M22S-D-R-X0** 216606		10 off
	I	**M22-D-G-X1** 216607			**M22S-D-G-X1** 216608		
	◎	**M22-D-S-X0** 216609			**M22S-D-S-X0** 216610		
	I	**M22-D-W-X1** 216611			**M22S-D-W-X1** 216612		
Actuator flush, stay-put Programmable stay-put/spring-return function, → Engineering 	●	**M22-DR-S** 216613		5 off	**M22S-DR-S** 216614		5 off
	○	**M22-DR-W** 216615			**M22S-DR-W** 216616		
	●	**M22-DR-R** 216617			**M22S-DR-R** 216618		
	●	**M22-DR-G** 216619			**M22S-DR-G** 216620		
	●	**M22-DR-Y** 216621			**M22S-DR-Y** 216622		
	●	**M22-DR-B** 216623			**M22S-DR-B** 216624		
	Without	**M22-DR-X** 216625			**M22S-DR-X** 216627		
	Without	**M22-DR-X-GVP** 216626		50 off			
	◎	**M22-DR-R-X0** 216628		5 off	**M22S-DR-R-X0** 216629		5 off
	I	**M22-DR-G-X1** 216630			**M22S-DR-G-X1** 216631		
	◎	**M22-DR-S-X0** 216632			**M22S-DR-S-X0** 216633		
	I	**M22-DR-W-X1** 216634			**M22S-DR-W-X1** 216635		

Notes Front ring gold-plated, → 2/40

	Button plate	Front ring: titanium Type Article no.	Price See Price	Std. pack	Front ring: black Type Article no.	Price See Price	Std. pack
Pushbutton actuators, IP67, 69K							
Actuator extended, spring-return 	●	**M22-DH-S** 216636		5 off	**M22S-DH-S** 216637		5 off
	○	**M22-DH-W** 216638			**M22S-DH-W** 216639		
	●	**M22-DH-R** 216641			**M22S-DH-R** 216642		
	●	**M22-DH-G** 216643			**M22S-DH-G** 216645		
	●	**M22-DH-Y** 216646			**M22S-DH-Y** 216647		
	●	**M22-DH-B** 216649			**M22S-DH-B** 216650		
	◎	**M22-DH-R-X0** 216655			**M22S-DH-R-X0** 216656		
	◧	**M22-DH-G-X1** 216657			**M22S-DH-G-X1** 216658		
	◎	**M22-DH-S-X0** 216659			**M22S-DH-S-X0** 216660		
	◧	**M22-DH-W-X1** 216661			**M22S-DH-W-X1** 216662		
Actuator extended, stay-put Programmable stay-put/spring-return function, → Engineering 	●	**M22-DRH-S** 216663		5 off	**M22S-DRH-S** 216664		5 off
	○	**M22-DRH-W** 216665			**M22S-DRH-W** 216666		
	●	**M22-DRH-R** 216667			**M22S-DRH-R** 216668		
	●	**M22-DRH-G** 216669			**M22S-DRH-G** 216670		
	●	**M22-DRH-Y** 216671			**M22S-DRH-Y** 216672		
	●	**M22-DRH-B** 216673			**M22S-DRH-B** 216674		
	◎	**M22-DRH-R-X0** 216675			**M22S-DRH-R-X0** 216676		
	◧	**M22-DRH-G-X1** 216677			**M22S-DRH-G-X1** 216678		
	◎	**M22-DRH-S-X0** 216679			**M22S-DRH-S-X0** 216680		
	◧	**M22-DRH-W-X1** 216681			**M22S-DRH-W-X1** 216682		
With guard ring, spring-return 	Without	**M22-DG-X** 220921		5 off			

Notes Front ring: gold-plated, → 2/40

	Button plate	Colour of mush-room head	Front ring: titanium **Type** Article no.	**Price** See Price	Std. pack	Front ring: black **Type** Article no.	**Price** See Price	Std. pack
Mushroom actuators, IP67, 69K								
Spring-return 	●	●	**M22-DP-S** 216712		5 off	**M22S-DP-S** 216713		5 off
	●	●	**M22-DP-R** 216714			**M22S-DP-R** 216715		5 off
	●	●	**M22-DP-G** 216716			**M22S-DP-G** 216717		
	●	●	**M22-DP-Y** 216718			**M22S-DP-Y** 216719		
	◎	●	**M22-DP-R-X0** 216720			**M22S-DP-R-X0** 216721		
	I	●	**M22-DP-G-X1** 216722			**M22S-DP-G-X1** 216723		
	◎	●	**M22-DP-S-X0** 216724			**M22S-DP-S-X0** 216725		
	I	●	**M22-DP-W-X1** 216726			**M22S-DP-W-X1** 216727		
	Without	●	**M22-DP-S-X** 216728			**M22S-DP-S-X** 216730		
	Without	●	**M22-DP-R-X** 216731			**M22S-DP-R-X** 216733		
	Without	●	**M22-DP-G-X** 216734			**M22S-DP-G-X** 216736		
	Without	●	**M22-DP-Y-X** 216737			**M22S-DP-Y-X** 216739		5 off
	Without	●	**M22-DP-S-X-GVP** 216729		25 off			
	Without	●	**M22-DP-R-X-GVP** 216732					
	Without	●	**M22-DP-G-X-GVP** 216735					
	Without	●	**M22-DP-Y-X-GVP** 216738					
Stay-put Programmable stay-put/spring-return function, → Engineering 	●	●	**M22-DRP-S** 216743		5 off	**M22S-DRP-S** 216744		5 off
	●	●	**M22-DRP-R** 216745			**M22S-DRP-R** 216746		
	●	●	**M22-DRP-G** 216747			**M22S-DRP-G** 216748		
	●	●	**M22-DRP-Y** 216749			**M22S-DRP-Y** 216750		
	◎	●	**M22-DRP-R-X0** 216751			**M22S-DRP-R-X0** 216752		
	I	●	**M22-DRP-G-X1** 216753			**M22S-DRP-G-X1** 216754		
	◎	●	**M22-DRP-S-X0** 216755			**M22S-DRP-S-X0** 216756		
	I	●	**M22-DRP-W-X1** 216757			**M22S-DRP-W-X1** 216758		
	Without	●	**M22-DRP-S-X** 216759			**M22S-DRP-S-X** 216761		
	Without	●	**M22-DRP-R-X** 216762			**M22S-DRP-R-X** 216764		
	Without	●	**M22-DRP-G-X** 216765			**M22S-DRP-G-X** 216767		
	Without	●	**M22-DRP-Y-X** 216768			**M22S-DRP-Y-X** 216770		
	Without	●	**M22-DRP-S-X-GVP** 216760		25 off			
	Without	●	**M22-DRP-R-X-GVP** 216763					
	Without	●	**M22-DRP-G-X-GVP** 216766					
	Without	●	**M22-DRP-Y-X-GVP** 216769					

Notes Front ring: gold-plated, → 2/40

Moeller HPL0211-2004/2005

	Function: = Stay-put, = Spring-return, = V position			Button plate	Inscription	Front ring: titanium Type Article no.	Price See Price List	Front ring: black Type Article no.	Price See Price List	Std. pack
Selector switch actuators, 2 positions, IP66										
Rotary button 	–		40°		–	**M22-W** 216853		**M22S-W** 216854		5 off
	–		60°		–	**M22-WR** 216855		**M22S-WR** 216856		
	–		60°		–	**M22-WR-X92** 216857		**M22S-WR-X92** 216858		
	–		60°		AUTO HAND	**M22-WR-X91** 216859		**M22S-WR-X91** 216860		
	–		60°	–	With customised inscription	**M22-WR-*** 226836		**M22S-WR-*** 226837		
Thumb-grip 	–		40°	–	–	**M22-WK** 216865		**M22S-WK** 216866		
	–		60°	–	–	**M22-WRK** 216867		**M22S-WRK** 216869		10 off
	–		60°	–	–	**M22-WRK-GVP** 216868				50 off
Thumb-grip, V position 	–		60°	–	–	**M22-WKV** 216874		**M22S-WKV** 216875		5 off
Selector switch actuators, 3 positions, IP66										
Rotary button 	40°		40°		–	**M22-W3** 216861		**M22S-W3** 216862		5 off
	60°		60°		–	**M22-WR3** 216863		**M22S-WR3** 216864		
	60°		60°		AUTO 0 HAND	**M22-WR3-X94** 226838		**M22S-WR3-X94** 226839		
	60°		60°	–	With customised inscription	**M22-WR3-*** 226840		**M22S-WR3-*** 226841		
Thumb-grip 	40°		40°	–	–	**M22-WK3** 216870		**M22S-WK3** 216871		
	60°		60°	–	–	**M22-WRK3** 216872		**M22S-WRK3** 216873		
	–	–	–	–	–	**M22-WRK3-*** [1] 217436		**M22S-WRK3-*** [1] 217437		
Selector switch actuators, 4 positions, IP66										
Labels → 2/20 Not suitable for coding adapters.										
Rotary button 	45°		–		–	**M22-WR4** 279419		**M22S-WR4** 279430		5 off
Thumb-grip 	45°		–		–	**M22-WRK4** 279431		**M22S-WRK4** 279432		5 off
Set of coding adapters										
For converting between stay-put and spring-return function → Engineering  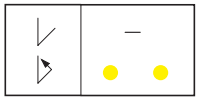						**M22-XC-Y** 216407				10 off

Notes

Front ring: gold-plated, → 2/40

[1] Example: M22-WRK3-*
* = 1: 60°
* = 2: 40°

40°
60°

Moeller HPL0211-2004/2005

	Function: = Stay-put, = Spring-return		Key withdrawable in position			**Front ring: titanium** **Type** Article no.	**Price** See Price List	**Front ring: black** **Type** Article no.	**Price** See Price List	Std. pack
Key-operated actuators, IP66										
2 positions Individual lock mechanisms, not suitable for master key systems, with 1 key Stay-put-/spring-return function and key withdrawability Convertible using M22-XC-... coding adapters										
Lock mechanism MS1 	–		40°	–	0	–	**M22-WS** 216881		**M22S-WS** 216882		1 off
	–		60°	I	0	–	**M22-WRS** 216887		**M22S-WRS** 216889		5 off
	–		60°	I	0	–	**M22-WRS-GVP** 216888				25 off
	–		60°	–	0	–	**M22-WRS-A1** 229092		**M22S-WRS-A1** 229093		5 off
Lock mechanism MS2 – MS20 Insert lock mechanism number in the type designation [1]	–		40°	–	0	–	**M22-WS-MS*** 216883		**M22S-WS-MS*** 216884		1 off
	–		60°	I	0	–	**M22-WRS-MS*** 216890		**M22S-WRS-MS*** 216891		1 off
	–		50°	–	0	–	**M22-WRS-MS*-A1** 217440		**M22S-WRS-MS*-A1** 217441		5 off
3 positions Individual lock mechanisms, not suitable for master key systems, with 1 key Stay-put-/spring-return function and key withdrawability Convertible using M22-XC-... coding adapters										
Lock mechanism MS1 	40°		40°	–	0	–	**M22-WS3** 216894		**M22S-WS3** 216895		1 off
	60°		60°	I	0	II	**M22-WRS3** 216900		**M22S-WRS3** 216901		5 off
	60°		60°	I	0	II	**M22-WRS3-GVP** 216902				25 off
	60°		60°	Selectable [2]	–	–	**M22-WRS3-A*** 229094		**M22S-WRS3-A*** 229095		5 off
	Selectable [2]	–	–	Selectable [2]	–	–	**M22-WRS3-MS*-A*** 217442		**M22S-WRS3-MS*-A*** 217443		5 off
Lock mechanism MS2 – MS20 Insert lock mechanism number in the type designation [1]	40°		40°	–	0	–	**M22-WS3-MS*** 216896		**M22S-WS3-MS*** 216897		1 off
	60°		60°	I	0	II	**M22-WRS3-MS*** 216903		**M22S-WRS3-MS*** 216904		1 off
Individual keys Spare key for AUTO-0-HAND switch										
For MS1 lock mechanism 							**M22-ES-MS1** 216416		**M22-ES-MS1** 216416		5 off
For lock mechanism MS2 – MS20 Insert lock mechanism number in the type designation							**M22-ES-MS*** 216417		**M22-ES-MS*** 216417		1 off
2 or 3 positions Individual lock mechanisms, not suitable for master key systems, with 1 key Stay-put-/spring-return function and key withdrawability Convertible using M22-XC-... coding adapters										
Lock mechanism MS1 – MS20 Insert lock mechanism number and symbol in the type designation										
	Selectable [3]	–	–	Selectable [3]	–	–	**M22-WRS*-MS*-*** 262521				1 off

Notes

[1] Delivery:
4 weeks from receipt of order by the factory

[3] Example: M22(S)-WRS*-MS*-*

WRS*: * = 2 or 3 positions
(function and key withdrawability as M22-WRS or M22-WRS3)

MS*: * = MS1 – MS20
(number of individual lock mechanism)

-* * = Symbol
(from library or text sample)

Front ring: gold-plated, → 2/40

[2] Example: M22(S)-WRS3-MS*-A*

MS*: * = MS1 – MS20 (number of individual lock mechanism)

A*: * = 1, function , withdrawable in switch position 0
* = 2, function , withdrawable in switch position I, 0
* = 3, function , withdrawable in switch position 0, II
* = 4, function , withdrawable in switch position I, 0
* = 5, function , withdrawable in switch position 0
* = 6, function , withdrawable in switch position 0, II
* = 7, function , withdrawable in switch position 0

	Function: = Stay-put / = Spring-return		Key withdrawable in position	Front ring: titanium Type Article no.	Price See Price List	Front ring: black Type Article no.	Price See Price List	Std. pack
Key-operated actuators, IP66[1]								
2 positions Stay-put/spring return function, convertible using M22-XC-Y With two keys	–	40°	0	**M22-WS-SA(*)-*** 216885		**M22S-WS-SA(*)-*** 216886		5 off
	–	60°	0	**M22-WRS-SA(*)-*** 216892		**M22S-WRS-SA(*)-*** 216893		
3 positions Stay-put/spring return function, convertible using M22-XC-Y With two keys	40°	40°	0	**M22-WS3-SA(*)-*** 216898		**M22S-WS3-SA(*)-*** 216899		
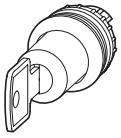	60°	60°	0	**M22-WRS3-SA(*)-*** 216905		**M22S-WRS3-SA(*)-*** 216906		
Individual key for master key system, stainless steel	–	–	–	**M22-ES-SA(*)-*** 217444		**M22-ES-SA(*)-*** 217444		
								

Notes

[1] Master key systems: Delivery time 4 to 6 weeks after receipt of order
Order form and example, → FO276 (PDF version in the electronic catalogue)
Front ring: gold-plated, → 2/40

		Function	Type Article no.	Price See Price List	Std. pack
Set of coding adapters					
For converting between stay-put and spring-return function → Engineering		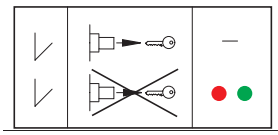	**M22-XC-R** 216406		10 off
For converting between stay-put and spring-return function → Engineering		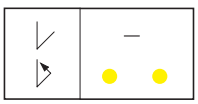	**M22-XC-Y** 216407		10 off

	Inscription	Function: = Stay-put, = Spring-return	For use with	Front ring: titanium **Type** Article no.	**Price** See Price List	Front ring: black **Type** Article no.	**Price** See Price List	Std. pack
Joystick, IP66								
4 positions								
	–		–	**M22-WRJ4** 279415		**M22S-WRJ4** 279416		5 off
	–		–	**M22-WJ4** 279417		**M22S-WJ4** 279418		5 off
Pushbutton, 4-way, IP66								
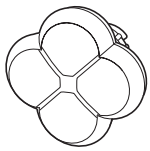	No inscription, actuator colour black		–	**M22-D4-S** 279411		**M22S-D4-S** 279412		5 off
	Inscription and actuator colour to order[1)2)]		–	**M22-D4-*-*** 279413		**M22S-D4-*-*** 279414		5 off
Labels								
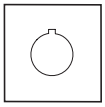	Blank	–	Joystick 4-way selector switch actuators	**M22-XCK** 279433				10 off
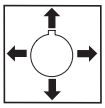	Direction arrows	–	Joystick	**M22-XCK1** 279434				
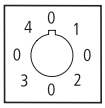	0-1-0-2-0-3-0-4	–	4-way selector switch actuators	**M22-XCK2** 279435				
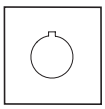	Inscription to order[2)]	–	Joystick 4-way selector switch actuators	**M22-XCK-*** 279436				

Notes

Example: M22-D4-*-*

[2)] Inscription or graphics based on a Word-, DXF- or Label-Editor file supplied by the customer

[1)] B = Blue
G = Green
R = Red
S = Black
W = White
Y = Yellow

State colours clockwise, starting with 12:00 o'clock, example



Front ring: gold-plated, → 2/40

Moeller HPL0211-2004/2005

	Colour		Type Article no.	Price See Price List	Std. pack
Indicator lights, IP67, 69K					
Flush 	○	–	**M22-L-W** 216771		10 off
	●	–	**M22-L-R** 216772		
	●	–	**M22-L-G** 216773		
	●	–	**M22-L-Y** 216774		
	●	–	**M22-L-B** 216775		
	Without lens	–	**M22-L-X** 216776		
	Without lens	–	**M22-L-X-GVP** 216777		50 off
Extended, conical 	○	–	**M22-LH-W** 216778		10 off
	●	–	**M22-LH-R** 216779		
	●	–	**M22-LH-G** 216780		
	●	–	**M22-LH-Y** 216781		
	●	–	**M22-LH-B** 216782		
Compact acoustic indicator, IP40					
Front black, without buzzer, BA 9s socket 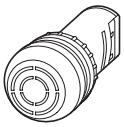	–	–	**M22-AMC** 229015		1 off
Buzzer for acoustic indicator					
83 dB/10 cm, 18 – 30 mA, Positive pole connected to X1, f = 2300 Hz 	–	Continuous tone, 18 – 30 V AC/DC	**M22-XAM** 229025		1 off
	–	Pulsed tone, 18 – 30 V DC	**M22-XAMP** 229028		1 off

	Circuit symbol	Resistance *R* kΩ	Front ring: titanium Type Article no.	Price See Price List	Front ring: black Type Article no.	Price See Price List	Std. pack
Potentiometer, IP66							
Degree of protection IP66 3 individual screw terminals, P_{max} = 0.5 W Accuracy of resistance value: ± 10% (linear) 		1	**M22-R1K** 229489		**M22S-R1K** 232231		1 off
		4.7	**M22-R4K7** 229490		**M22S-R4K7** 232232		
		10	**M22-R10K** 229491		**M22S-R10K** 232233		
		47	**M22-R47K** 229492		**M22S-R47K** 232234		
		100	**M22-R100K** 229493		**M22S-R100K** 232235		
		470	**M22-R470K** 229494		**M22S-R470K** 232236		
		Selectable[1)]	**M22-R*-*** 263371		**M22S-R*-*** 263372		

Notes

Example: M22(S)-R*-*

- Inscription as submitted text sample (letter height 3 mm) or selected from library.
  Order without inscription: "-"
- 1 = 1 kΩ
  4.7 = 4.7 kΩ
  10 = 10 kΩ
  47 = 47 kΩ
  100 = 100 kΩ
  470 = 470 kΩ

Front ring: gold-plated, → 2/40

	Colour	Front ring: titanium **Type** Article no.	**Price** See Price List	Std. pack	Front ring: black **Type** Article no.	**Price** See Price List	Std. pack
Illuminated pushbutton actuators, IP67, IP69K							
Actuator, flush, spring-return 	○	**M22-DL-W** 216922		10 off	**M22S-DL-W** 216924		10 off
	●	**M22-DL-R** 216925			**M22S-DL-R** 216926		
	●	**M22-DL-G** 216927			**M22S-DL-G** 216928		
	●	**M22-DL-Y** 216929			**M22S-DL-Y** 216930		
	●	**M22-DL-B** 216931			**M22S-DL-B** 216932		
	Without	**M22-DL-X** 216933			**M22S-DL-X** 216935		
	Without	**M22-DL-X-GVP** 216934		50 off			
	○ I	**M22-DL-R-X0** 216936		10 off	**M22S-DL-R-X0** 216937		10 off
	○ I	**M22-DL-G-X1** 216938			**M22S-DL-G-X1** 216939		
	○ O	**M22-DL-W-X0** 216940			**M22S-DL-W-X0** 216941		
	○ I	**M22-DL-W-X1** 216942			**M22S-DL-W-X1** 216943		
Flat, stay-put actuator Programmable stay-put/spring-return function, → Engineering 	○	**M22-DRL-W** 216944		5 off	**M22S-DRL-W** 216945		5 off
	●	**M22-DRL-R** 216946			**M22S-DRL-R** 216947		
	●	**M22-DRL-G** 216948			**M22S-DRL-G** 216949		
	●	**M22-DRL-Y** 216950			**M22S-DRL-Y** 216951		
	●	**M22-DRL-B** 216952			**M22S-DRL-B** 216953		
	Without	**M22-DRL-X** 216954			**M22S-DRL-X** 216956		
	Without	**M22-DRL-X-GVP** 216955		50 off			
	○ I	**M22-DRL-R-X0** 216957		5 off	**M22S-DRL-R-X0** 216958		5 off
	○ I	**M22-DRL-G-X1** 216959			**M22S-DRL-G-X1** 216960		
	○ O	**M22-DRL-W-X0** 216961			**M22S-DRL-W-X0** 216962		
	○ I	**M22-DRL-W-X1** 216963			**M22S-DRL-W-X1** 216964		
With guard ring Spring-return 	Without	**M22-DGL-X** 230961		5 off			

Notes Front ring: gold-plated, → 2/40

	Colour	Front ring: titanium **Type** Article no.	**Price** See Price List	Std. pack	Front ring: black **Type** Article no.	**Price** See Price List	Std. pack
Illuminated pushbuttons, IP67, IP69K							
Actuator extended, spring-return 	○	**M22-DLH-W** 216965		5 off	**M22S-DLH-W** 216966		5 off
	●	**M22-DLH-R** 216967			**M22S-DLH-R** 216968		
	●	**M22-DLH-G** 216969			**M22S-DLH-G** 216970		
	●	**M22-DLH-Y** 216971			**M22S-DLH-Y** 216972		
	●	**M22-DLH-B** 216973			**M22S-DLH-B** 216974		
	○	**M22-DLH-R-X0** 216975			**M22S-DLH-R-X0** 216976		
	I	**M22-DLH-G-X1** 216977			**M22S-DLH-G-X1** 216978		
	○	**M22-DLH-W-X0** 216979			**M22S-DLH-W-X0** 216980		
	I	**M22-DLH-W-X1** 216981			**M22S-DLH-W-X1** 216982		
Actuator extended, stay-put Programmable stay-put/spring-return function, → Engineering 	○	**M22-DRLH-W** 216788		5 off	**M22S-DRLH-W** 216791		5 off
	●	**M22-DRLH-R** 216789			**M22S-DRLH-R** 216792		
	●	**M22-DRLH-G** 216796			**M22S-DRLH-G** 216798		
	●	**M22-DRLH-Y** 216799			**M22S-DRLH-Y** 216801		
	●	**M22-DRLH-B** 216802			**M22S-DRLH-B** 216803		
	○	**M22-DRLH-R-X0** 216804			**M22S-DRLH-R-X0** 216808		
	I	**M22-DRLH-G-X1** 216805			**M22S-DRLH-G-X1** 216809		
	○	**M22-DRLH-W-X0** 216806			**M22S-DRLH-W-X0** 216810		
	I	**M22-DRLH-W-X1** 216807			**M22S-DRLH-W-X1** 216811		

Notes Front ring: gold-plated, → 2/40



Function:
= Stay-put
= Spring-return

				Colour of thumb-grip	Front ring: titanium Type Article no.	Price See Price List	Std. pack	Front ring: black Type Article no.	Price See Price List	Std. pack
Illuminated selector switch actuators, thumb-grip, IP66										
2 positions Stay-put/spring return function, convertible using M22-XC-Y										
Spring-return 	–		40°		**M22-WLK-W** 216812		5 off	**M22S-WLK-W** 216813		5 off
	–		40°		**M22-WLK-R** 216814			**M22S-WLK-R** 216815		
	–		40°		**M22-WLK-G** 216816			**M22S-WLK-G** 216817		
	–		40°		**M22-WLK-Y** 216818			**M22S-WLK-Y** 216819		
	–		40°		**M22-WLK-B** 216820			**M22S-WLK-B** 216821		
Stay-put 	–		60°		**M22-WRLK-W** 216823			**M22S-WRLK-W** 216824		
	–		60°		**M22-WRLK-R** 216825			**M22S-WRLK-R** 216826		
	–		60°		**M22-WRLK-G** 216827			**M22S-WRLK-G** 216828		
	–		60°		**M22-WRLK-Y** 216829			**M22S-WRLK-Y** 216830		
	–		60°		**M22-WRLK-B** 216831			**M22S-WRLK-B** 216832		
3 positions Stay-put/spring return function, convertible using M22-XC-Y										
Spring-return 	40°		40°		**M22-WLK3-W** 216833		5 off	**M22S-WLK3-W** 216834		5 off
	40°		40°		**M22-WLK3-R** 216835			**M22S-WLK3-R** 216836		
	40°		40°		**M22-WLK3-G** 216837			**M22S-WLK3-G** 216838		
	40°		40°		**M22-WLK3-Y** 216839			**M22S-WLK3-Y** 216840		
	40°		40°		**M22-WLK3-B** 216841			**M22S-WLK3-B** 216842		
Stay-put 	60°		60°		**M22-WRLK3-W** 216843			**M22S-WRLK3-W** 216844		
	60°		60°		**M22-WRLK3-R** 216845			**M22S-WRLK3-R** 216846		
	60°		60°		**M22-WRLK3-G** 216847			**M22S-WRLK3-G** 216848		
	60°		60°		**M22-WRLK3-Y** 216849			**M22S-WRLK3-Y** 216850		
	60°		60°		**M22-WRLK3-B** 216851			**M22S-WRLK3-B** 216852		
Stay-put, spring-return[1]		Select-able	–	Select-able	**M22-WRLK3-*/*** 217438			**M22S-WRLK3-*/*** 217439		

Notes

[1] Example: M22-WRLK3-*/*
1 =
2 =
Colour

Front ring: gold-plated, → 2/40

		Function	Type Article no.	Price See Price List	Std. pack
Set of coding adapters					
For converting between stay-put and spring-return function → Engineering 1 set = 2 off		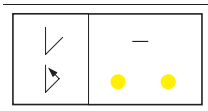	**M22-XC-Y** 216407		10 off

	Connection types	Contacts M = Make, B = Break ⊖ = Positive opening safety function to IEC/EN 60947-5-1		Circuit symbol	Contact travel diagram, stroke in connection with front element	Configuration[1]	Type Article no.	Price See Price List	Std. pack
Fixing adapters									
Fixing adapter (front fixing) for 3 contact-/LED elements For M22-(C)K... contact elements and M22-(C)LED... LED elements Sequence numbers on fixing adapter									
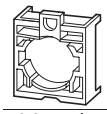	–	–	–	–	–	1/4 3/6 2/5	**M22-A** 216374		50 off
	–	–	–	–	–	1/4 3/6 2/5	**M22-A-GVP** 216375		500 off
Fixing adapter (front fixing) for 4 contact elements For M22-(C)K contact elements									
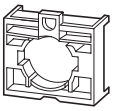	–	–	–	–	–	4 3 2 1	**M22-A4** 279437		50 off
Contact elements									
Front fixing 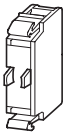	Screw terminals	1 M	–	3/4	0 2.8 5.5	1/4 3/6 2/5	**M22-K10** 216376		20 off
		1 M	–				**M22-K10-GVP** 216377		500 off
		–	1 B ⊖	1/2	0 1.2 5.5	1/4 3/6 2/5	**M22-K01** 216378		20 off
		–	1 B ⊖				**M22-K01-GVP** 216379		500 off
		–	1 B ⊖	5/6	0 2.8 5.5	1/4 3/6 2/5	**M22-K01D** 262165		20 off
Base fixing 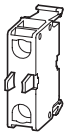		1 M	–	3/4	0 2.8 5.5	2 3 1	**M22-KC10** 216380		20 off
		1 M	–				**M22-KC10-GVP** 216381		200 off
		–	1 B ⊖	1/2	0 1.2 5.5	2 3 1	**M22-KC01** 216382		20 off
		–	1 B ⊖				**M22-KC01-GVP** 216383		200 off
Contact elements									
Front fixing 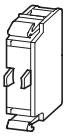	Cage Clamp[2]	1 M	–	3/4	0 2.8 5.5	1/4 3/6 2/5	**M22-CK10** 216384		20 off
		–	1 B ⊖	1/2	0 1.2 5.5	1/4 3/6 2/5	**M22-CK01** 216385		20 off
		–	1 B ⊖	5/6	0 2.8 5.5	1/4 3/6 2/5	**M22-CK01D** 262510		20 off
Base fixing 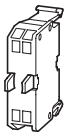		1 M	–	3/4	0 2.8 5.5	2 3 1	**M22-CKC10** 216386		20 off
		–	1 B ⊖	1/2	0 1.2 5.5	2 3 1	**M22-CKC01** 216387		20 off
Complete modules									
Assembly of contact element with screw terminals and fixing adapter, Front fixing									
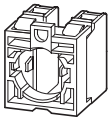	–	1 M	1 B ⊖	13/14 21/22	0 1.2 2.8 5.5	1/4 3/6 2/5	**M22-AK11** 216505		5 off
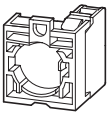	–	1 M	–	13/14	0 2.8 5.5	1/4 3/6 2/5	**M22-AK10** 216504		5 off
		–	1 B ⊖	21/22	0 1.2 5.5	1/4 3/6 2/5	**M22-AK01** 216503		5 off

Notes

[1] Assignment: Assignment of the fixing adapter with sequence numbers according to EN 50013
xy x = Sequence number on fixing adapter
xy y = Function number on contact element

[2] Cage Clamp is a registered trademark of Wago Kontakttechnik GmbH/Minden, Germany

	Rated operational voltage U_e V	Rated operational current I_e mA	Power consumption $P_{max.}$ W	Lifespan to EN 60064 at T_a = +25 °C t_{mean} (AC) h	Colour	**Type** Article no.	**Price** See Price	Std. pack
LED elements with screw terminals								
→ Engineering								
Front fixing 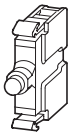	12 – 30 V AC/DC	8 – 15	0.26 at 24 V	100000	○	**M22-LED-W** 216557		20 off
					●	**M22-LED-R** 216558		
					●	**M22-LED-G** 216559		
					●	**M22-LED-B** 218057		
	85 – 264 V AC, 50/60 Hz	5 – 15	0.33		○	**M22-LED230-W** 216563		
					●	**M22-LED230-R** 216564		
					●	**M22-LED230-G** 216565		
					●	**M22-LED230-B** 218059		
Base fixing 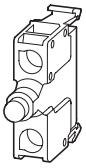	12 – 30 V AC/DC	8 – 15	0.26 at 24 V	100000	○	**M22-LEDC-W** 216560		
					●	**M22-LEDC-R** 216561		
					●	**M22-LEDC-G** 216562		
					●	**M22-LEDC-B** 218058		
	85 – 264 V AC, 50/60 Hz	5 – 15	0.33		○	**M22-LEDC230-W** 216566		
					●	**M22-LEDC230-R** 216567		
					●	**M22-LEDC230-G** 216568		
					●	**M22-LEDC230-B** 218060		
LED series elements with screw terminals								
Front- and base fixing 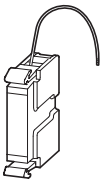								
LED resistor elements For connecting 12 – 30 V LED elements to:				42 – 60 V AC/DC	–	**M22-XLED60** 231078		10 off
				220V DC	–	**M22-XLED220**[1] 271541		
LED test elements For de-coupled function test (lamp test) For connection to:				12 – 240 V AC/DC	–	**M22-XLED-T** 231079		
				85 – 264 V AC	–	**M22-XLED230-T** 231080		

Notes For pushbutton actuators, indicator lights, illuminated pushbuttons and illuminated selector switch actuators, the following applies:

M22...-R only in combination with M22-LED...-R
M22...-G only in combination with M22-LED...-G
M22...-W only in combination with M22-LED...-W
M22...-Y only in combination with M22-LED...-W
M22...-B in combination with M22-LED...-W
M22...-B or in combination with M22-LED...-B

[1] Maximum ambient temperature: -25 °C to +55 °C

	Rated operational voltage U_e V	Rated operational current I_e mA	Power consumption $P_{max.}$ W	Lifespan to EN 60064 at T_a = +25 °C t_{mean} (AC) h	Colour	**Type** Article no.	**Price** See Price	Std. pack
LED elements with Cage Clamp								
→ Engineering Cage Clamp is a registered trademark of Wago Kontakttechnik GmbH/Minden, Germany								
Front fixing 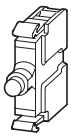	12 – 30 V AC/DC	8 – 15	0.26 at 24 V	100000	○	**M22-CLED-W** 216569		20 off
					●	**M22-CLED-R** 216570		
					●	**M22-CLED-G** 216571		
					●	**M22-CLED-B** 218061		
	85 – 264 V AC, 50/60 Hz	5 – 15	0.33		○	**M22-CLED230-W** 216575		
					●	**M22-CLED230-R** 216576		
					●	**M22-CLED230-G** 216577		
					●	**M22-CLED230-B** 218063		
Base fixing 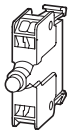	12 – 30 V AC/DC	8 – 15	0.26 at 24 V	100000	○	**M22-CLEDC-W** 216572		20 off
					●	**M22-CLEDC-R** 216573		
					●	**M22-CLEDC-G** 216574		
					●	**M22-CLEDC-B** 218062		10 off
	85 – 264 V AC, 50/60 Hz	5 – 15	0.33		○	**M22-CLEDC230-W** 216578		20 off
					●	**M22-CLEDC230-R** 216579		
					●	**M22-CLEDC230-G** 216580		
					●	**M22-CLEDC230-B** 218064		

Notes For pushbutton actuators, indicator lights, illuminated pushbuttons and illuminated selector switch actuators, the following applies:

M22...-R only in combination with M22-LED...-R
M22...-G only in combination with M22-LED...-G
M22...-W only in combination with M22-LED...-W
M22...-Y only in combination with M22-LED...-W
M22...-B in combination with M22-LED...-W
M22...-B or in combination with M22-LED...-B

	Inscription	**Type** Article no.	**Price**	Std. pack
Complete legend plates, IP66				
30 × 50 mm, round, black (RAL 9005)				
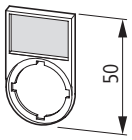	0 I	**M22S-ST-X88** 216485		10 off
	0 I	**M22S-ST-X89** 218147		
	I 0 II	**M22S-ST-X93** 216486		
	1	**M22S-ST-X52** 256797		
	2	**M22S-ST-X53** 256798		
	STOP	**M22S-ST-GB0** 216494		
	START	**M22S-ST-GB1** 216495		
	Aus	**M22S-ST-D5** 218299		
	OFF	**M22S-ST-GB5** 218300		
	ARRÊT	**M22S-ST-F0** 256791		
	Ein	**M22S-ST-D6** 216487		
	ON	**M22S-ST-GB6** 216496		
	MARCHE	**M22S-ST-F1** 256792		
	Störung	**M22S-ST-D8** 216489		
	FAULT	**M22S-ST-GB8** 216498		
	DÉFAUT	**M22S-ST-F67** 256795		
	Betrieb	**M22S-ST-D7** 216488		
	RUN	**M22S-ST-GB7** 216497		
	EN SERVICE	**M22S-ST-F7** 256793		
	Hand AUTO	**M22S-ST-D11** 216492		
	MAN. AUTO	**M22S-ST-GB11** 216500		
	Aus Ein	**M22S-ST-D10** 216490		
	OFF ON	**M22S-ST-GB10** 216499		
	ARRÊT MARCHE	**M22S-ST-F10** 256794		
	HAND 0 AUTO	**M22S-ST-D12** 216493		
	MAN. 0 AUTO	**M22S-ST-GB12** 216501		
	SOUS TENSION	**M22S-ST-F68** 256796		

Moeller HPL0211-2004/2005

	Inscription	Colour	Type Article no.	Price	Std. pack	Notes
Insert plates for label mounts, 18 × 27 mm						
	Aluminium, blank	–	**M22-XST** 216480		100 off	–
	Aluminium, blank	–	**M22-XST-GVP** 216481		500 off	–
	With customised text	–	**M22-XST-*** 216482		1 off	Letter height 3 mm: max. 3 lines, max. 12 characters per line Letter height 5 mm: max. 2 lines, max. 8 characters per line
Legend plate mounts, without label, IP66						
Round, black (RAL 9005), 30 mm wide						
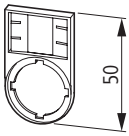	–	●	**M22S-ST-X** 216392		100 off	–
	–	●	**M22S-ST-X-GVP** 216393		500 off	–
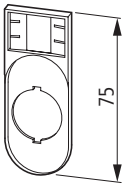	For double actuators	●	**M22S-STDD-X** 216394		10 off	–

Moeller HPL0211-2004/2005

Inscription	For use with	Colour, symbol	Style: flush Type Article no.	Price See Price	Style: extended Type Article no.	Price See Price	Std. pack
Button plates for pushbutton actuators							
≦ 5 characters: letter height 5 mm > 5 characters: letter height 3 mm							
–	M22(S)-D-X M22(S)-DR-X M22-DG-X	●	**M22-XD-S** 216421		**M22-XDH-S** 216428		10 off
–		○	**M22-XD-W** 216422		**M22-XDH-W** 216429		
–		●	**M22-XD-R** 216423		**M22-XDH-R** 216430		
–		●	**M22-XD-G** 216424		**M22-XDH-G** 216431		
–		●	**M22-XD-Y** 216425		**M22-XDH-Y** 216432		
–		●	**M22-XD-B** 216426		**M22-XDH-B** 216433		
Selectable, with customised inscription[1)]		–	**M22-XD-*-*** 216427		**M22-XDH-*-*** 216434		1 off
Zu		●	**M22-XD-S-D2** 218184		**M22-XDH-S-D2** 218229		10 off
Auf		●	**M22-XD-S-D3** 218185		**M22-XDH-S-D3** 218230		
Ab		●	**M22-XD-S-D4** 218186		**M22-XDH-S-D4** 218231		
Aus		●	**M22-XD-R-D5** 218187		**M22-XDH-R-D5** 218232		
Ein		●	**M22-XD-S-D6** 218188		**M22-XDH-S-D6** 218233		
Entsperren		●	**M22-XD-B-D14** 218189		**M22-XDH-B-D14** 218234		
Vorwärts		●	**M22-XD-S-D15** 218190		**M22-XDH-S-D15** 218235		
Rückwärts		●	**M22-XD-S-D16** 218191		**M22-XDH-S-D16** 218236		
Heben		●	**M22-XD-S-D17** 218192		**M22-XDH-S-D17** 218237		
Senken		●	**M22-XD-S-D18** 218193		**M22-XDH-S-D18** 218238		
STOP		●	**M22-XD-R-GB0** 218194		**M22-XDH-R-GB0** 218239		
STOP		●	**M22-XD-S-GB0** 218195		**M22-XDH-S-GB0** 218240		
START		●	**M22-XD-G-GB1** 218196		**M22-XDH-G-GB1** 218241		
START		○	**M22-XD-W-GB1** 218197		**M22-XDH-W-GB1** 218242		
CLOSE		●	**M22-XD-S-GB2** 218198		**M22-XDH-S-GB2** 218243		
UP		●	**M22-XD-S-GB3** 218199		**M22-XDH-S-GB3** 218244		
DOWN		●	**M22-XD-S-GB4** 218200		**M22-XDH-S-GB4** 218245		
TEST		●	**M22-XD-S-GB9** 218201		**M22-XDH-S-GB9** 218246		
OFF		●	**M22-XD-R-GB5** 218202		**M22-XDH-R-GB5** 218247		
ON		●	**M22-XD-S-GB6** 218203		**M22-XDH-S-GB6** 218248		

Notes

Example: M22-X...-*-*

- Symbol (symbol identification from library, e.g. **GB12** or to supplied master)
- Colour: e.g. **-R, -G, -B, -W, -Y, -S**

Letter height 3 mm:
max. 8 characters in 1st line,
10 characters in 2nd line,
8 characters in 3rd line



Letter height 5 mm:
max. 5 characters per line



Moeller HPL0211-2004/2005

Inscription	For use with	Colour, symbol	Style: flush Type Article no.	Price See Price	Style: extended Type Article no.	Price See Price	Std. pack
Button plates for pushbutton actuators							
≦ 5 characters: letter height 5 mm > 5 characters: letter height 3 mm							
RESET	M22(S)-D-X M22(S)-DR-X M22-DG-X		**M22-XD-B-GB14** 218204		**M22-XDH-B-GB14** 218249		10 off
FORWARD			**M22-XD-S-GB15** 218205		**M22-XDH-S-GB15** 218250		
REVERSE			**M22-XD-S-GB16** 218206		**M22-XDH-S-GB16** 218251		
RAISE			**M22-XD-S-GB17** 218208		**M22-XDH-S-GB17** 218252		
LOWER			**M22-XD-S-GB18** 218209		**M22-XDH-S-GB18** 218253		
Stop			**M22-XD-R-X0** 218153		**M22-XDH-R-X0** 218155		
Stop			**M22-XD-S-X0** 218154		**M22-XDH-S-X0** 218156		
Start			**M22-XD-G-X1** 218165		**M22-XDH-G-X1** 218210		
Start			**M22-XD-S-X1** 218166		**M22-XDH-S-X1** 218211		
Start			**M22-XD-W-X1** 218167		**M22-XDH-W-X1** 218212		
Start			**M22-XD-G-X2** 218168		**M22-XDH-G-X2** 218213		
Start			**M22-XD-S-X2** 218169		**M22-XDH-S-X2** 218214		
Increase			**M22-XD-S-X4** 218170		**M22-XDH-S-X4** 218215		
Decrease			**M22-XD-S-X5** 218171		**M22-XDH-S-X5** 218216		
Reset			**M22-XD-B-X6** 218172		**M22-XDH-B-X6** 218217		
Direction of movement			**M22-XD-S-X7** 218173		**M22-XDH-S-X7** 218218		
Direction of movement			**M22-XD-S-X8** 218174		**M22-XDH-S-X8** 218219		
Manual			**M22-XD-S-X9** 218175		**M22-XDH-S-X9** 218220		
Automatic			**M22-XD-S-X10** 218176		**M22-XDH-S-X10** 218221		
Inch			**M22-XD-S-X11** 218177		**M22-XDH-S-X11** 218222		
Unlock			**M22-XD-S-X12** 218178		**M22-XDH-S-X12** 218223		
Unclamp			**M22-XD-S-X13** 218179		**M22-XDH-S-X13** 218224		
Clamp			**M22-XD-S-X14** 218180		**M22-XDH-S-X14** 218225		
Release			**M22-XD-S-X15** 218181		**M22-XDH-S-X15** 218226		
Liquid			**M22-XD-S-X16** 218182		**M22-XDH-S-X16** 218227		
Klaxon			**M22-XD-S-X17** 218183		**M22-XDH-S-X17** 218228		

Inscription	For use with	Colour, symbol	Type Article no.	Price	Std. pack
Button plates for mushroom actuators					
≦ 5 characters: letter height 5 mm > 5 characters: letter height 3 mm					
–	M22(S)-D(R)P-...	●	**M22-XDP-S** 216435		10 off
–		○	**M22-XDP-W** 216436		
–		●	**M22-XDP-R** 216437		
–		●	**M22-XDP-G** 216438		
–		●	**M22-XDP-Y** 216439		
Selectable, with customised inscription[1)]		–	**M22-XDP-*-*** 216440		
Zu		●	**M22-XDP-S-D2** 218272		
Auf		●	**M22-XDP-S-D3** 218273		
Ab		●	**M22-XDP-S-D4** 218274		
Aus		●	**M22-XDP-R-D5** 218275		
Ein		●	**M22-XDP-S-D6** 218276		
Vorwärts		●	**M22-XDP-S-D15** 218277		
Rückwärts		●	**M22-XDP-S-D16** 218278		
Heben		●	**M22-XDP-S-D17** 218279		
Senken		●	**M22-XDP-S-D18** 218280		
STOP		●	**M22-XDP-R-GB0** 218281		
STOP		●	**M22-XDP-S-GB0** 218282		
START		●	**M22-XDP-G-GB1** 218283		
START		○	**M22-XDP-W-GB1** 218284		
CLOSE		●	**M22-XDP-S-GB2** 218285		
UP		●	**M22-XDP-S-GB3** 218286		
DOWN		●	**M22-XDP-S-GB4** 218287		
OFF		●	**M22-XDP-R-GB5** 218289		
ON		●	**M22-XDP-S-GB6** 218290		
TEST		●	**M22-XDP-S-GB9** 218288		
FORWARD		●	**M22-XDP-S-GB15** 218291		
REVERSE		●	**M22-XDP-S-GB16** 218292		

Notes

Example: M22-X...-*-*

- Symbol (symbol identification from library, e.g. **GB12** or to supplied maste
- Colour: e.g. **-R, -G, -B, -W, -Y, -S**

Character size 3 mm:
max. 8 characters on 1st line,
10 characters on 2nd line and
8 characters on 3rd line



Character size 5 mm:
max. 5 characters on one line



Moeller HPL0211-2004/2005

Inscription	For use with	Colour, symbol	Type Article no.	Price	Std. pack
Button plates for mushroom actuators					
≦ 5 characters: letter height 5 mm > 5 characters: letter height 3 mm					
RAISE	M22(S)-D(R)P-...		**M22-XDP-S-GB17** 218293		10 off
LOWER			**M22-XDP-S-GB18** 218294		
Stop			**M22-XDP-R-X0** 218157		
Stop			**M22-XDP-S-X0** 218158		
Start			**M22-XDP-G-X1** 218254		
Start			**M22-XDP-S-X1** 218255		
Start			**M22-XDP-W-X1** 218256		
Start			**M22-XDP-G-X2** 218257		
Start			**M22-XDP-S-X2** 218258		
Increase			**M22-XDP-S-X4** 218259		
Decrease			**M22-XDP-S-X5** 218260		
Direction of movement			**M22-XDP-S-X7** 218261		
Direction of movement			**M22-XDP-S-X8** 218262		
Manual			**M22-XDP-S-X9** 218263		
Automatic			**M22-XDP-S-X10** 218264		
Inch			**M22-XDP-S-X11** 218265		
Unlock			**M22-XDP-S-X12** 218266		
Unclamp			**M22-XDP-S-X13** 218267		
Clamp			**M22-XDP-S-X14** 218268		
Release			**M22-XDP-S-X15** 218269		
Liquid			**M22-XDP-S-X16** 218270		
Klaxon			**M22-XDP-S-X17** 218271		

Inscription	For use with	Colour, symbol	Style: flush **Type** Article no.	**Price** See Price List	Std. pack	Style: extended **Type** Article no.	**Price** See Price List	Std. pack
Lenses for indicator lights								
≦ 5 characters: letter height 5 mm > 5 characters: letter height 3 mm								
–	M22-L-X M22-LC-X		**M22-XL-W** 216453		10 off	**M22-XLH-W** 216459		10 off
–			**M22-XL-R** 216454			**M22-XLH-R** 216460		
–			**M22-XL-G** 216455			**M22-XLH-G** 216461		
–			**M22-XL-Y** 216456			**M22-XLH-Y** 216462		
–			**M22-XL-B** 216457			**M22-XLH-B** 216463		
Selectable, with customised inscription[1)]		–	**M22-XL-*-*** 216458					
Zu			**M22-XL-W-D2** 218403					
Auf			**M22-XL-W-D3** 218404					
Ab			**M22-XL-W-D4** 218405					
Aus			**M22-XL-R-D5** 218406					
Ein			**M22-XL-W-D6** 218407					
Vorwärts			**M22-XL-W-D15** 218408					
Rückwärts			**M22-XL-W-D16** 218409					
Heben			**M22-XL-W-D17** 218410					
Senken			**M22-XL-W-D18** 218411					
STOP			**M22-XL-R-GB0** 218412					
STOP			**M22-XL-W-GB0** 218413					
START			**M22-XL-G-GB1** 218414					
START			**M22-XL-W-GB1** 218415					
CLOSE			**M22-XL-W-GB2** 218416					
UP			**M22-XL-W-GB3** 218417					
DOWN			**M22-XL-W-GB4** 218418					
TEST			**M22-XL-W-GB9** 218419					
OFF			**M22-XL-R-GB5** 218420					
ON			**M22-XL-W-GB6** 218421					
FORWARD			**M22-XL-W-GB15** 218422					

Notes

Example: M22-X...-*-*

- Symbol (symbol identification from library, e.g. **GB12** or to supplied master)
- Colour: e.g. **-R, -G, -B, -W, -Y, -S**

Character size 3 mm:
max. 8 characters on 1st line,
10 characters on 2nd line and
8 characters on 3rd line



Character size 5 mm:
max. 5 characters on one line



Inscription	For use with	Colour, symbol	Style: flush **Type** Article no.	**Price** See Price List	Std. pack
Lenses for indicator lights					
≦ 5 characters: letter height 5 mm > 5 characters: letter height 3 mm					
REVERSE	M22-L-X M22-LC-X		**M22-XL-W-GB16** 218423		10 off
RAISE			**M22-XL-W-GB17** 218424		
LOWER			**M22-XL-W-GB18** 218425		
Stop			**M22-XL-R-X0** 218163		
Stop			**M22-XL-W-X0** 218164		
Start			**M22-XL-G-X1** 218384		
Start			**M22-XL-W-X1** 218385		
Start			**M22-XL-G-X2** 218386		
Start			**M22-XL-W-X2** 218387		
Increase			**M22-XL-W-X4** 218388		
Decrease			**M22-XL-W-X5** 218389		
Direction of movement			**M22-XL-W-X7** 218390		
Direction of movement			**M22-XL-W-X8** 218391		
Manual			**M22-XL-W-X9** 218392		
Automatic			**M22-XL-W-X10** 218393		
Inch			**M22-XL-W-X11** 218394		
Unlock			**M22-XL-W-X12** 218395		
Unclamp			**M22-XL-W-X13** 218396		
Clamp			**M22-XL-W-X14** 218399		
Release			**M22-XL-W-X15** 218400		
Liquid			**M22-XL-W-X16** 218401		
Klaxon			**M22-XL-W-X17** 218402		

Inscription	For use with	Colour, symbol	Style: flush Type Article no.	Price See Price List	Style: extended Type Article no.	Price See Price List	Std. pack
Button lenses for illuminated pushbuttons							
≦ 5 characters: letter height 5 mm > 5 characters: letter height 3 mm							
–	M22(S)-DL-X M22(S)-DRL-X M22S-DGL-X		**M22-XDL-W** 216441		**M22-XDLH-W** 216447		10 off
–			**M22-XDL-R** 216442		**M22-XDLH-R** 216448		
–			**M22-XDL-G** 216443		**M22-XDLH-G** 216449		
–			**M22-XDL-Y** 216444		**M22-XDLH-Y** 216450		
–			**M22-XDL-B** 216445		**M22-XDLH-B** 216451		
Selectable, with customised inscription[1)]		–	**M22-XDL-*-*** 216446		**M22-XDLH-*-*** 216452		
Zu			**M22-XDL-W-D2** 218316		**M22-XDLH-W-D2** 218359		
Auf			**M22-XDL-W-D3** 218317		**M22-XDLH-W-D3** 218360		
Ab			**M22-XDL-W-D4** 218318		**M22-XDLH-W-D4** 218361		
Aus			**M22-XDL-R-D5** 218319		**M22-XDLH-R-D5** 218362		
Ein			**M22-XDL-W-D6** 218320		**M22-XDLH-W-D6** 218363		
Entsperren			**M22-XDL-B-D14** 218321		**M22-XDLH-B-D14** 218364		
Vorwärts			**M22-XDL-W-D15** 218322		**M22-XDLH-W-D15** 218365		
Rückwärts			**M22-XDL-W-D16** 218323		**M22-XDLH-W-D16** 218366		
Heben			**M22-XDL-W-D17** 218324		**M22-XDLH-W-D17** 218367		
Senken			**M22-XDL-W-D18** 218325		**M22-XDLH-W-D18** 218368		
STOP			**M22-XDL-R-GB0** 218326		**M22-XDLH-R-GB0** 218369		
STOP			**M22-XDL-W-GB0** 218327		**M22-XDLH-W-GB0** 218370		
START			**M22-XDL-G-GB1** 218328		**M22-XDLH-G-GB1** 218371		
START			**M22-XDL-W-GB1** 218329		**M22-XDLH-W-GB1** 218372		
CLOSE			**M22-XDL-W-GB2** 218330		**M22-XDLH-W-GB2** 218373		
UP			**M22-XDL-W-GB3** 218331		**M22-XDLH-W-GB3** 218374		
DOWN			**M22-XDL-W-GB4** 218332		**M22-XDLH-W-GB4** 218375		
TEST			**M22-XDL-W-GB9** 218333		**M22-XDLH-W-GB9** 218376		
OFF			**M22-XDL-R-GB5** 218334		**M22-XDLH-R-GB5** 218377		
ON			**M22-XDL-W-GB6** 218335		**M22-XDLH-W-GB6** 218378		

Notes

Example: M22-X...-*-*

- Symbol (symbol identification from library, e.g. **GB12** or to supplied master)
- Colour: e.g. **-R, -G, -B, -W, -Y, -S**

Character size 3 mm:
max. 8 characters on 1st line,
10 characters on 2nd line and
8 characters on 3rd line



Character size 5 mm:
max. 5 characters on one line



Moeller HPL0211-2004/2005

Inscription	For use with	Colour, symbol	Style: flush **Type** Article no.	**Price** See Price List	Style: extended **Type** Article no.	**Price** See Price List	Std. pack
Button lenses for illuminated pushbuttons							
≦ 5 characters: letter height 5 mm > 5 characters: letter height 3 mm							
RESET	M22(S)-DL-X M22(S)-DRL-X M22S-DGL-X		**M22-XDL-B-GB14** 218336		**M22-XDLH-B-GB14** 218379		10 off
FORWARD			**M22-XDL-W-GB15** 218337		**M22-XDLH-W-GB15** 218380		
REVERSE			**M22-XDL-W-GB16** 218338		**M22-XDLH-W-GB16** 218381		
RAISE			**M22-XDL-W-GB17** 218339		**M22-XDLH-W-GB17** 218382		
LOWER			**M22-XDL-W-GB18** 218340		**M22-XDLH-W-GB18** 218383		
Stop			**M22-XDL-R-X0** 218159		**M22-XDLH-R-X0** 218161		
Stop			**M22-XDL-W-X0** 218160		**M22-XDLH-W-X0** 218162		
Start			**M22-XDL-G-X1** 218295		**M22-XDLH-G-X1** 218341		
Start			**M22-XDL-W-X1** 218296		**M22-XDLH-W-X1** 218342		
Start			**M22-XDL-G-X2** 218297		**M22-XDLH-G-X2** 218343		
Start			**M22-XDL-W-X2** 218301		**M22-XDLH-W-X2** 218344		
Increase			**M22-XDL-W-X4** 218302		**M22-XDLH-W-X4** 218345		
Decrease			**M22-XDL-W-X5** 218303		**M22-XDLH-W-X5** 218346		
Reset			**M22-XDL-B-X6** 218304		**M22-XDLH-B-X6** 218347		
Direction of movement			**M22-XDL-W-X7** 218305		**M22-XDLH-W-X7** 218348		
Direction of movement			**M22-XDL-W-X8** 218306		**M22-XDLH-W-X8** 218349		
Manual			**M22-XDL-W-X9** 218307		**M22-XDLH-W-X9** 218350		
Automatic			**M22-XDL-W-X10** 218308		**M22-XDLH-W-X10** 218351		
Inch			**M22-XDL-W-X11** 218309		**M22-XDLH-W-X11** 218352		
Unlock			**M22-XDL-W-X12** 218310		**M22-XDLH-W-X12** 218353		
Unclamp			**M22-XDL-W-X13** 218311		**M22-XDLH-W-X13** 218354		
Clamp			**M22-XDL-W-X14** 218312		**M22-XDLH-W-X14** 218355		
Release			**M22-XDL-W-X15** 218313		**M22-XDLH-W-X15** 218356		
Liquid			**M22-XDL-W-X16** 218314		**M22-XDLH-W-X16** 218357		
Klaxon			**M22-XDL-W-X17** 218315		**M22-XDLH-W-X17** 218358		

		Degree of protection	Mounting locations Qty.	Colour		Cable entry knockouts Qty. × M20	**Type** Article no.	**Price** See Price List	Std. pack
Flush mounting panels									
No legend plates possible with vertical arrangements									
Aluminium with yellow paint finish for Emergency-Stop actuator		IP65[1]	1		RAL 1004	–	**M22-EY1** 216542		5 off
Aluminium light anodised, including M22-XE...		IP65[1]	1		RAL 7035	–	**M22-E1** 216541		
			2			–	**M22-E2** 216543		
	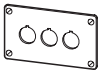		3			–	**M22-E3** 216544		
	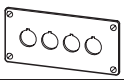		4			–	**M22-E4** 216545		1 off
	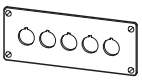		5			–	**M22-E5** 216546		
	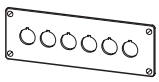	IP40[1]	6			–	**M22-E6** 216547		
Shrouds									
Plastic, light grey Degree of protection only in connection with M22-E... flush mounting plates									
–		IP55[2]	1		RAL 7035	3	**M22-H1** 216548		1 off
–			2			4	**M22-H2** 216549		
–			3			4	**M22-H3** 216550		
–	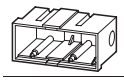	IP40[2]	4			4	**M22-H4** 216551		
–	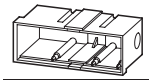		5			5	**M22-H5** 216552		
–	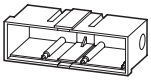		6			6	**M22-H6** 216553		
Set of plaster keys									
Comprising two plaster keys as mounting aids For plastering of shrouds	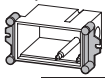								
–	–	-	–	–	–	–	**M22-UPE** 216554		1 off

Notes

[1] Only in conjunction with a corresponding enclosure and when properly mounted.
[2] Only in connection with M22-E...

Moeller HPL0211-2004/2005

	Mounting locations	Cable entry knockouts Bottom	Cable entry knockouts Sides	Colour		Type Article no.	Price See Price List	Std. pack
	Qty.	Qty. × M...	Qty. × M...					
Surface mounting enclosures, IP67, 69K								
With high-grade steel screws Enclosure base: anthracite (RAL 9005) totally insulated								
 For Emergency-Stop actuators	1	2 × 16	1 × 20 2 × 25/20	●	RAL 1004	**M22-IY1** 216536		1 off
	1	2 × 16	1 × 20 2 × 25/20	●	RAL 7035	**M22-I1** 216535		
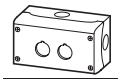	2	2 × 20	1 × 20 2 × 25/20			**M22-I2** 216537		
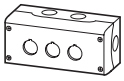	3	2 × 20	2 × 20 2 × 25/20			**M22-I3** 216538		
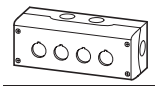	4	2 × 20	2 × 20 2 × 25/20			**M22-I4** 216539		
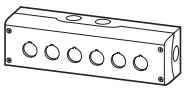	6	2 × 20	2 × 20 2 × 25/20			**M22-I6** 216540		
M20 connecting screw, IP67								
For connection of any M22-I... surface mounting enclosures Fitting by M20 cable entry from the side								
	–	–	–	–	–	**M22-XI** 229162		25 off
Surface mounting enclosure, IP55								
Including mounting plate for base fixing Enclosure base: anthracite (RAL 9005) totally insulated								
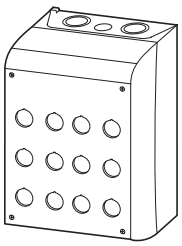	12	2 × 32/25	2 × 20 4 × 32/25	●	RAL 7035	**M22-I12** 222688		1 off

	For use with	Colour		Type Article no.	Price	Std. pack
Front ring: gold (24 carat)						
Front ring not supplied individually: To order exclusively via Moeller Sales Offices as M22-Combination-* (customised complete units).						
	–	–	–	**M22-FR-AU** 274150		1 off
Blanking plugs, IP67, IP69K						
Round style For closing off of spare mounting locations						
	–	●	RAL 9005	**M22S-B** 216390		50 off
	–	●	RAL 9005	**M22S-B-GVP** 216391		250 off
	–	●	RAL 7035	**M22-B** 216388		50 off
	–	●	RAL 7035	**M22-B-GVP** 216389		250 off
Actuator diaphragms for IP67, IP69K, silicone						
Transparent version for aggravated environmental conditions and for use in the food industry, Do not use in conjunction with M22S-ST legend plate mount, since degree of protection cannot be guaranteed						
	M22(S)-D(R)-... M22(S)-DL-..., M22(S)-DRL-... M22(S)-L(C)-...	–	–	**M22-T-D** 216395		10 off
	M22(S)-DDL...	–	–	**M22-T-DD** 216396		10 off
Protective diaphragm, silicone						
Prevents ingress of dirt and dust into the key opening						
	M22-WS...	–	–	**M22-XWS** 231275		5 off
Telescopic clip						
For equalization of the mounting depth of rear mounting devices in CI enclosures, and in cabinets with mounting depths from 115 – 155 mm. Steplessly adjustable, screw- and snap fixing (top-hat rail IEC/EN 60715). Maximally 10 × M22-TC admissible per enclosure, of which 5 with stay-put actuators. Do not use in conjunction with Emergency-Stop actuator.						
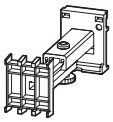	Three contact/LED elements with base fixing, Including centring adapter	–	–	**M22-TC** 216398		10 off
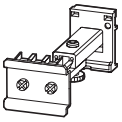	With top-hat rail IEC/EN 60715, width 44 mm For mounting of EASY, FAZ, PKZ, DIL etc. weighing ≦ 0.3 kg	–	–	**M22-TA** 226161		1 off
Extension						
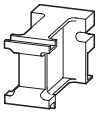	Telescopic clip for a mounting depth up to 205 mm	–	–	**M22-TCV** 225527		5 off
IVS mounting rail adapter						
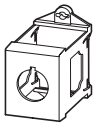	Top-hat rail IEC/EN 60715 for front fixing	–	–	**M22-IVS** 216400		1 off

	For use with	Colour		Type Article no.	Price	Std. pack
Plunger bridge						
For actuating the middle contact element of the M22-W...3 non-illuminated 3-position selector switch actuator						
	Middle contact of 3-position selector switch, non-illuminated, (1 off) black	–	–	**M22-XW** 216405		10 off
Guard ring, IP66						
To protect against accidental operation						
	For pushbutton and selector switch actuators	–	–	**M22-XGWK** 231274		5 off
Threaded ring						
M22 × 1.5 mm						
	–	–	–	**M22-GR** 216401		50 off
	–	–	–	**M22-GR-GVP** 216404		500 off
Set of adapter rings 30/22.3 mm, IP67, IP69K						
Black, consisting of adapter ring and fixing nut						
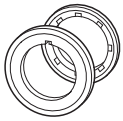	For fitting of ∅ 22.3 devices into ∅ 30.5 mm holes. Degree of protection is determined by the front element.	●	–	**M22S-R30** 216408		10 off
Combination box spanner						
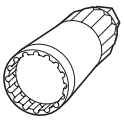	Threaded ring, can be fitted on to electric screwdriver	–	–	**M22-MS** 216402		5 off
Fixing plate						
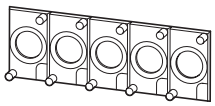	M22-H... shrouds to the M22-E... flush mounting panel for up to 5 mounting locations	●	–	**M22-XE5** 218945		1 off
Compact indicator light, IP67, 69K						
Without light elements For filament and neon bulbs and LEDs up to 2.4 W						
Flush, with BA 9s lamp socket						
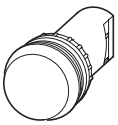	–	○	–	**M22-LC-W** 216907		10 off
	–	●	–	**M22-LC-R** 216908		
	–	●	–	**M22-LC-G** 216909		
	–	●	–	**M22-LC-Y** 216910		
	–	●	–	**M22-LC-B** 216911		
	–	–	Without lens	**M22-LC-X** 216912		
Extended, with BA 9s lamp socket						
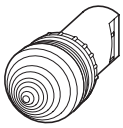	–	○	–	**M22-LCH-W** 216914		10 off
	–	●	–	**M22-LCH-R** 216915		
	–	●	–	**M22-LCH-G** 216916		
	–	●	–	**M22-LCH-Y** 216917		
	–	●	–	**M22-LCH-B** 216918		

	For use with	Type Article no.	Price	Std. pack
Bulb extractor				
	M22-LC(H)...	**M22-LG** 216403		5 off
Notching tool				
Punching tool to produce the cutout for the anti-rotation lug to IEC/EN 60947-5-1				
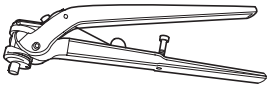	St 37 sheet steel, max. 3 mm thick VA high-grade steel max. 1.5 mm thick,	**BA/C-NZ-22** 028144		1 off

		Lifespan to EN 60064 at T_a = +25 °C t_{mean} (AC) h	Colour	Type Article no.	Price	Std. pack
BA 9s filament bulbs for Compact indicator lights						
High-grade versions from selected manufacturers						
	110 – 130 V/2.4 W	2000	–	**A22-GL130** 261361		100 off
	24 V/2.0 W	5000	–	**A22-GL24** 261360		100 off
BA 9s single-chip LEDs for Compact indicator lights						
For AC and DC (positive pole connected to X1), protected against polarity reversal, integral suppressor circuit up to 1500 V						
	18 – 30 V AC/DC, 15 mA	100000	○	**A22-LED-W** 261362		10 off
			●	**A22-LED-R** 261364		
			●	**A22-LED-G** 261363		
			●	**A22-LED-Y** 261365		

Moeller HPL0211-2004/2005

Programmable stay-put/spring-return pushbutton function

M22-DR

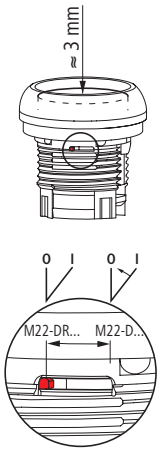

Plunger bridge for the middle contact on 3-position selector switches

M22(S)-W...3-...

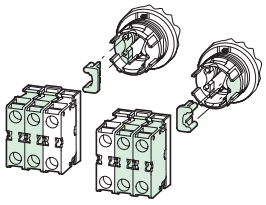

For conversion between stay-put and spring-return functions and for changing the key withdrawability

M22-XC...

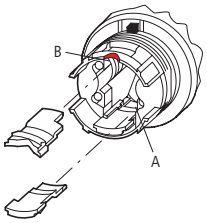

Coding adapters

M22-XC-Y

M22-XC-R

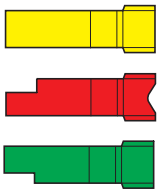

2-position selector switch actuators

	O	I
		B
60°	✔	– ✔
50°	✔	✘
40°	✔	✘

✔ = Key withdrawable

✘ = Key not withdrawable

3-position selector switch actuators

	I	O	II
	A		B
60 60	– ✔	✔	– ✔
50 50	✘	✔	✘
60 50	– ✔	✔	✘
50 60	✘	✔	– ✔
40 40	✘	✔	✘
60 40	– ✔	✔	✘
50 40	✘	✔	✘
40 60	✘	✔	– ✔
40 50	✘	✔	✘

LED series (resistor) elements

M22-XLED...

Surface mounting enclosure

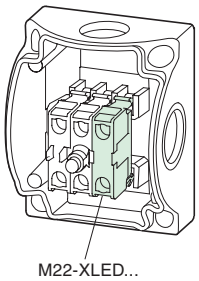

Flush mounting at the rear

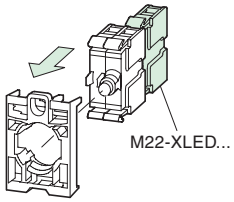

Flush mounting at the side

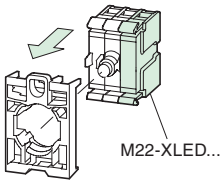

LED resistor element

M22-XLED60/M22-XLED220

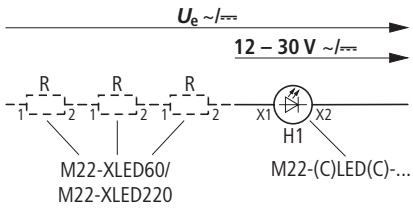

M22-XLED60	1 ×	2 ×	3 ×	4 ×	5 ×	6 ×	7 ×
U_e ≦	60 V	90 V	120 V	150 V	180 V	210 V	240 V

AC/DC

M22-XLED220	1 ×
U_e =	220 V

DC

LED test element

M22-XLED-T

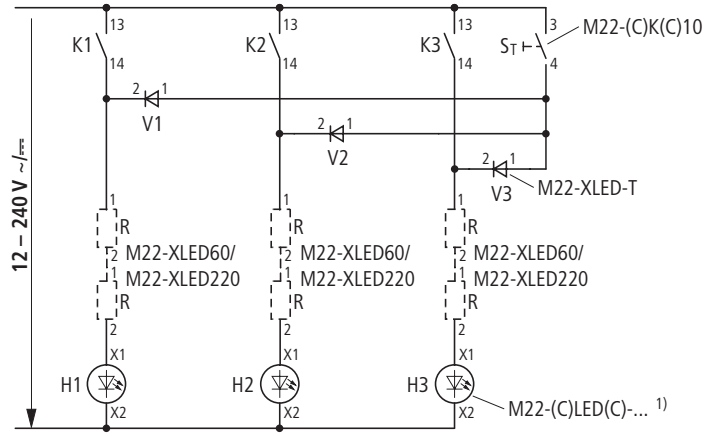

1) Only for elements 12 – 30 V
2) For elements 85 – 264 V

M22-XLED230-T

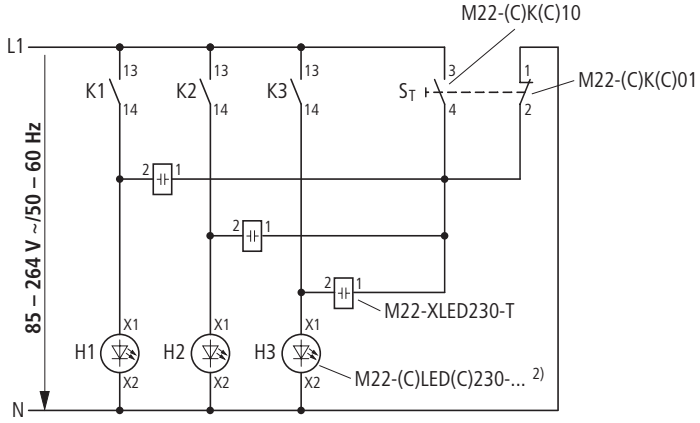

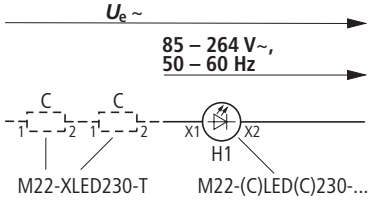

M22-XLED230-T	1 ×	2 ×
U_e ≦	400 V~	500 V~

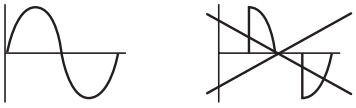

MOELLER

Bestellangaben für beliebige Taster-Leuchtmelder-Kombinationen, FO315
Ordering data for combinations of push-button and indicator light, FO315
Commande de combinaisons de boutons et de voyants lumineux, FO315

Auftraggs-Nr.:	Position:	Moeller Haus:	Bearbeiter:
Order number:	Position:	Office:	Contact:
Nº de commande :	Position:	Bureau :	Employé :
Kunde:	Kundenspez.-Nr.:		Datum:
Customer:	Customer specific no.:		Date:
Client :	Nº client :		Date :

Lage der Einbaustellen / Position of mounting locations / Disposition des perçages

Aufbaugehäuse / Surface mounting enclosure / Boîtier à monter en saillie — Einbautableau / Flush mounting plate / Plastron d'encastrement

☐ **SL-COMBINATION-**_____

RMQ16 — ☐ **M16-COMBINATION-**_____

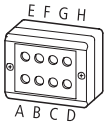

I8 ☐

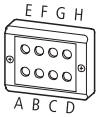

E8 ☐
E8-SW ☐

Elektronik-Leiterplatte für Busfähigkeit / Printed circuit board for bus communication / Carte de circuits imprimés pour raccordement au bus

Suconet-K1 **ILP1** ☐ Einbaustellen / Mounting locations / Perçages G, H max. 1×E10/E01 **ELP1** ☐

AS-Interface (AS-i) **RMQ-M2C-ASI** ☐ **RMQ-M2C-ASI** ☐

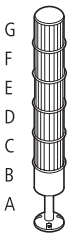

SL-...B-...
SL-F...

RMQ-Titan® — ☐ **M22-COMBINATION-**_____

☐ **M22-FR-AU** Frontring vergoldet / Gold-plated front ring / Collerette dorée

M22-IY1 ☐ **M22-I1** ☐
-I2 ☐
-I3 ☐
-I4 ☐
-I6 ☐

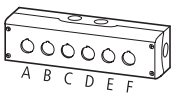

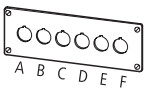

M22-E1 ☐
M22-E2 ☐
M22-E3 ☐
M22-E4 ☐
M22-E5 ☐
M22-E6 ☐

Nicht für M22...-WR(K)4,-D4, J4 / Not for M22...-WR(K)4,-D4, J4 / Non pour M22...-WR(K)4,-D4, J4

Elektronik-Leiterplatte für Busfähigkeit / Printed circuit board for bus communication / Carte de circuits imprimés pour raccordement au bus

AS-Interface (AS-i) **RMQ-M1C-ASI** ☐

Einbaustelle Mounting location Emplacement	Frontelement Front element Tête de commande + Tastenplatte/Linse Button plate/lens Etiquette/Verrine	Schildträger Lable mount Plastron + Einlegeschild Insert plate Etiquette	Funktionselement/Kontaktkonfiguration Anordnung nach EN 50013 Function component/Contact configuration to EN 50013 Bloc de fonction/Disposition des contacts selon EN 50013
	Schrifthöhe/Text Letter height/Text Hauteur des caractères/Texte	Schrifthöhe/Text Letter height/Text Hauteur des caractères/Texte	
A	...mm/	...mm/	
B	...mm/	...mm/	
C	...mm/	...mm/	
D	...mm/	...mm/	
E	...mm/	...mm/	
F	...mm/	...mm/	
G	...mm/	...mm/	
H	...mm/	...mm/	

RMQ-...ASI
Ein-, Ausgangskonfiguration
Input, Output configuration
Configuration d'entrée/sortie

I/Q-, ID-Code: 7.0
Slave-Adr. 0...31 (Default = 0):

data bit D0	INPUT	I1 →	OUTPUT	Q1 →
data bit D1		I2 →		Q2 →
data bit D2		I3 →		Q3 →
data bit D3		I4 →		Q4 →

IEC/EN 60447 USA/CANADA

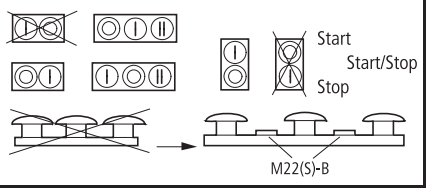

MOELLER

Bestellangaben für beliebige General-Hauptschlüsselanlagen, FO276
Ordering details for any general master key system, FO276
Commande d'installations à passe-partout général, FO276

Auftrags-Nr.: Order number:	Position: Position: Position :	Moeller Haus: Office: Bureau :	Bearbeiter: Contact: Employé :
Kunde: Customer: Client :	Kundenspez.-Nr.: Customer specific no.: N° client :		Datum: Date: Date :

Generalhauptschlüssel / General master key / Passe-partout général
Hauptschlüssel / Master key / Passe-partout

Neuanlage
Initial purchase
Nouvelle installation ☐

Erweiterung
Extension
Extension ☐

Sicherheitsschein-Nr.
Security log no.
Certificat sécurité n° ☐

Preis Price Prix											
Anzahl Qty Qté											
Schlüssel Key Clé											Σ (3):
Typ Type Réf.	M22-ES-SA(*)-	M22-ES-SA(*)-	M22-ES-SA(*)-	M22-ES-SA(*)-	M22-ES-SA(*)-	M22-ES-SA(*)-	M22-ES-SA(*)-	M22-ES-SA(*)-			

Pos.	Schloss inkl. 2 Schlüssel Lock inc. 2 keys Serrure avec 2 clés M22-... / M22S-...	Nr. No. N°	Anzahl Qty. Qté	Preis Price Prix	zusätzl. Schlüssel Additional key Clés supplémentaires M22-ES-SA(...) Anzahl Qty. Qté	Preis Price Prix	Die obigen Schlüssel schließen. The above keys operate. Les clés ci-dessus actionnent.
	-SA(*)						
	-SA(*)						
	-SA(*)						
	-SA(*)						
	-SA(*)						
	-SA(*)						
	-SA(*)						
	-SA(*)						
	-SA(*)						
	-SA(*)						
	-SA(*)						
	-SA(*)						
	-SA(*)						
	-SA(*)						
	-SA(*)						
	-SA(*)						
	-SA(*)						
	-SA(*)						
	-SA(*)						
	-SA(*)						
	Σ (1), Σ (2):						Σ (1) + Σ (2) + Σ (3): _____ EURO _____ Stück Pieces Pièces

Master key systems
In master key systems, each individual lock has its own key (lock mechanism). However, there are superordinate keys that can operate all or a group of the locks included in the master key system.

The lock supplier issues a security certificate for each system. Subsequent orders of keys for it can only be supplied upon submission of the certificate.

8000 different lock mechanisms are available.

Stages in designing a master key system:
1. Decide the number of locks envisaged for the full system in its final stage.
2. Is each lock to have its own lock mechanism?
3. Which locks are to have the same lock mechanism?
4. A schematic of the system must be drawn.
5. A lock plan must be designed using FO276.

For subsequent orders:
1. Submit security certificate to Moeller.
2. State key quantity and key (cylinder) number.

MOELLER

Bestellangaben für beliebige General-Hauptschlüsselanlagen, FO276
Ordering details for any general master key system, FO276
Commande d'installations à passe-partout général, FO276

Auftrags-Nr.: / Order number: / N° de commande : 4315678
Position: / Position: / Position : 5
Kunde: / Customer: / Client : Fa. Müller
Kundenspez.-Nr.: / Customer specific no.: / N° client : 1234
Moeller Haus: / Office: / Bureau : Moeller Electric GmbH Stuttgart
Bearbeiter: / Contact: / Employé : Meier
Datum: / Date: / Date : 02.03.2004

Neuanlage / Initial purchase / Nouvelle installation: X
Erweiterung / Extension / Extension: ☐
Sicherheitsschein-Nr. / Security log no. / Certificat sécurité n:

Generalhauptschlüssel / General master key / Passe-partout général
Hauptschlüssel / Master key / Passe-partout

	Preis / Price / Prix	Anzahl / Qty / Qté
Generalhauptschlüssel / General master key / Passe-partout général	↯	1
Hauptschlüssel / Master key / Passe-partout	↯	2
	↯	2
	↯	1
	↯	1
	↯	1

Pos.	M22-... / M22S-...	Nr. / No. / N	Anzahl / Qty. / Qté	Preis / Price / Prix	zusätzl. Schlüssel / Additional key / Clés supplémentaires M22-ES-SA(...) Anzahl / Qty. / Qté	Preis / Price / Prix	Schlüssel / Key / Clé	Typ / Type / Réf.	Die obigen Schlüssel schließen / The above keys operate / Les clés ci-dessus actionnent
1	M22-WS -SA(*)	101	1	↯	2	↯	0	M22-ES-SA(*)-	X X X
2	M22-WS -SA(*)	102	1	↯			1/2	M22-ES-SA(*)-	X X X
3	M22-WS -SA(*)	103	1	↯			2/3	M22-ES-SA(*)-	X X X
4	M22-WS -SA(*)	104	1	↯	1	↯	1	M22-ES-SA(*)-	X X X
5	M22-WS -SA(*)	105	1	↯			2	M22-ES-SA(*)-	X X X
6	M22-WRS -SA(*)	201	1	↯			1	M22-ES-SA(*)-	X X X X
7	M22-WRS -SA(*)	202	1	↯			2	M22-ES-SA(*)-	X X X X
8	M22-WRS -SA(*)	203	1	↯			3	M22-ES-SA(*)-	X X X X
9	M22-WRS -SA(*)	204	1	↯			4	M22-ES-SA(*)-	X X X X
10	M22S-WS3 -SA(*)	301	1	↯	1	↯	1	M22-ES-SA(*)-	X X X
11	M22S-WRS3-SA(*)	302	1	↯			2	M22-ES-SA(*)-	X X X
12	M22S-WRS3-SA(*)	303	1	↯			3	M22-ES-SA(*)-	X X X
	-SA(*)								
	-SA(*)								
	-SA(*)								
	-SA(*)								
	-SA(*)								
	-SA(*)								
	-SA(*)								
	Σ (1), Σ (2):						Σ (3):		Σ (1) + Σ (2) + Σ (3): _____ EURO _____ Stück / Pieces / Pièces

03/04 FO276FD © 2004 by Moeller GmbH

Example:

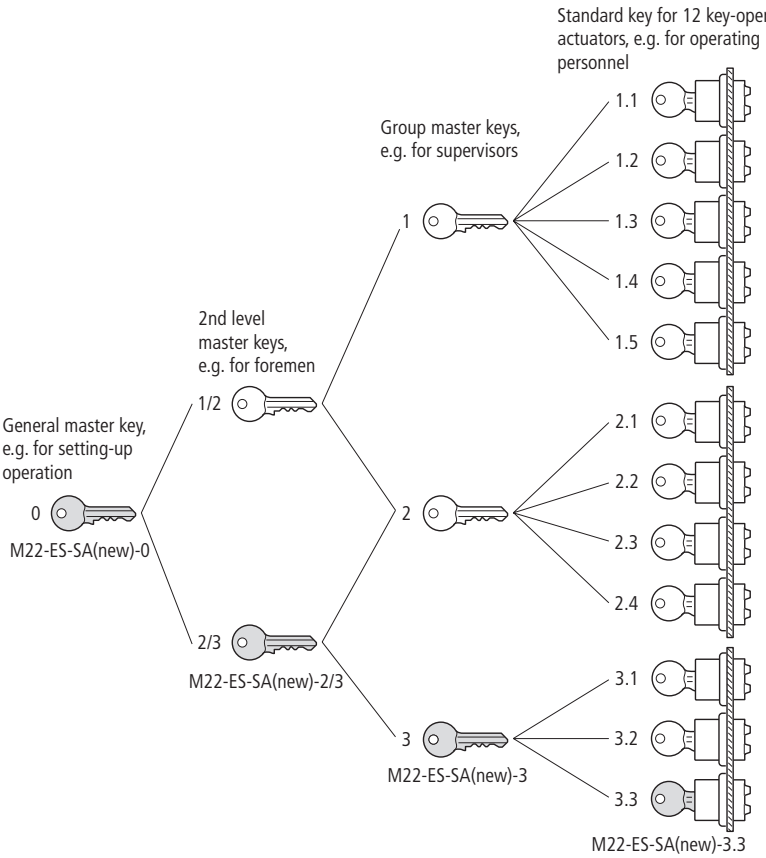

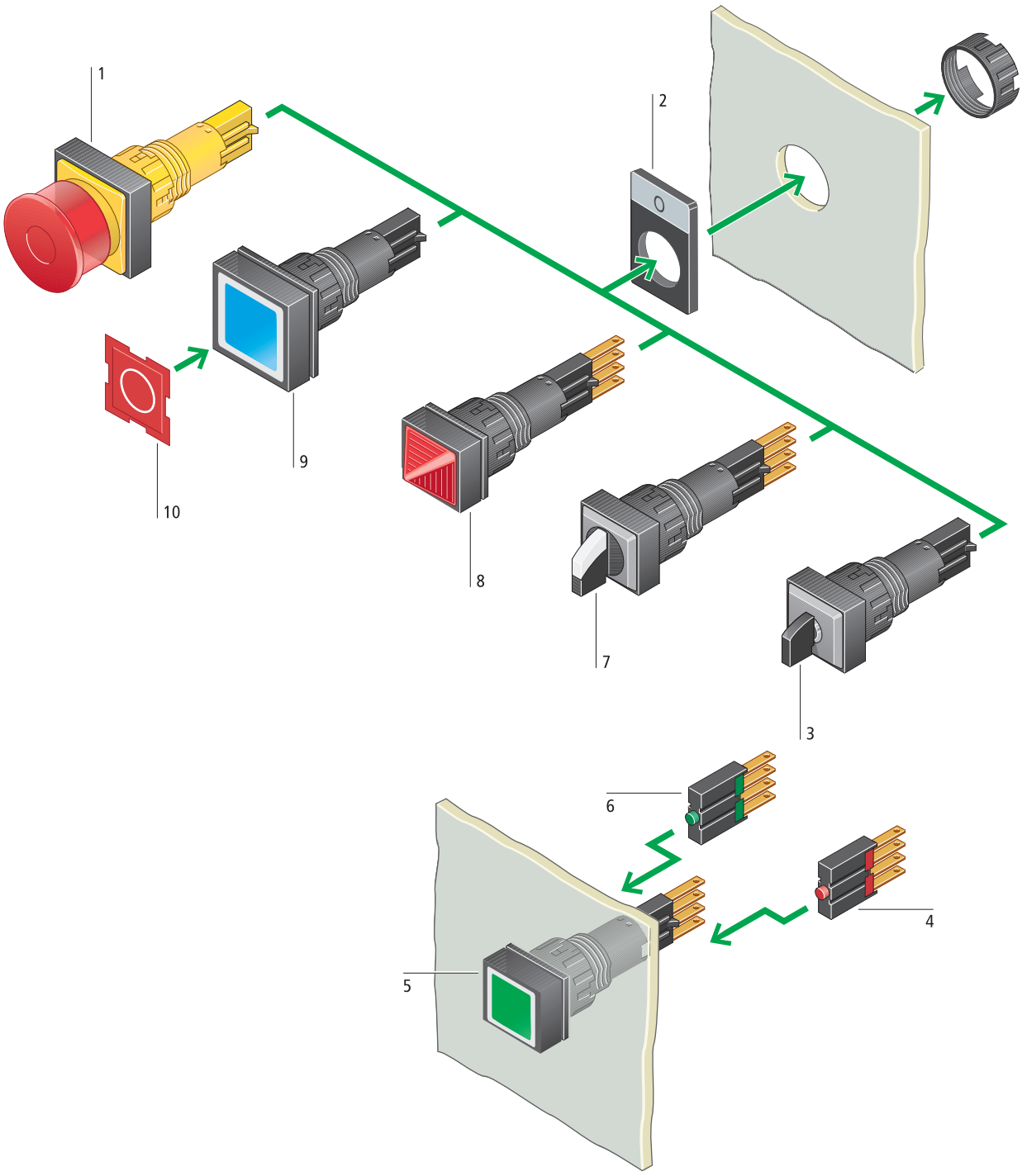
1
2
9
10
8
7
3
6
4
5

Emergency-Stop actuators 1
Tamper-proof according to ISO 13850/EN 418
Illuminated and non-illuminated
Legend plates with and without inscription





→ 2/57

Label mounts 2
For insert plates
Colour: light grey, black, yellow
Insert plates with and without inscription

→ 2/62

Key-operated actuators 3
2 and 3 positions
Switching angle 45°
Spring-return and stay-put
Various lock mechanisms

→ 2/52

Break contact element (red) 4
With blade terminal
Universal contacts suitable for use with electronic devices
Positive opening safety function according to IEC/EN 60947-5-1

→ 2/51

Illuminated pushbuttons 5
Spring-return and stay-put
Replaceable insert plates
Colour: white, green, red, yellow, blue

→ 2/51

Make contact element (green) 6
With blade terminal
Universal contacts suitable for use with electronic devices

→ 2/51

Selector switch actuators 7
2 and 3 positions
Switching angle 45°
Spring-return and stay-put
Illuminated selector switch actuators with built-in lamp sockets
Colours: white, green, red

→ 2/52

Indicator lights 8
Flush and conical versions
Built-in lamp socket
For filament bulbs and LEDs
Colours: white, green, red, yellow, blue

→ 2/56

Pushbutton actuators 9
Spring-return and stay-put
Replaceable button plates
Colours: white, green, red, yellow, blue, black

→ 2/50

Button plates/Insert plates 10
Wear-resistant button plates for pushbutton actuators
Transparent insert plates for illuminated pushbutton actuators and indicator lights
With and without inscription
With standard texts and symbols

→ 2/58

Product features

- Front dimension and minimum grid dimensions 18 × 18 mm or 25 × 25 mm
- Mounting diameter 16.2 mm to EN 50007
- Degree of protection IP65
- For switching differing potentials
- Suitable for use with electronic devices to IEC/EN 61131-2
- Technical data to IEC/EN 60947-5-1
- Approved throughout the world

Square style
Front dimensions

	Colour of button plate	18 × 18 mm **Type** Article no.	25 × 25 mm **Type** Article no.	**Price** See Price List	Std. pack	**Notes**
Pushbutton actuators, IP65						
Spring-return 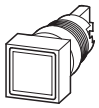	I	**Q18D-11** 086332	**Q25D-11** 090471		10 off	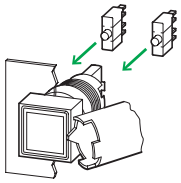
	O	**Q18D-10** 086299	**Q25D-10** 090421			
	I	**Q18D-20** 054041	**Q25D-20** 054038			
	O	**Q18D-19** 054040	**Q25D-19** 054039			
		Q18D-SW 086788	**Q25D-SW** 087230			
		Q18D-WS 086752	**Q25D-WS** 086808			**Accessories** Page Assembly aids and accessories → 2/64
		Q18D-GN 086450	**Q25D-GN** 086409			
		Q18D-RT 086713	**Q25D-RT** 086444			
		Q18D-GE 086417	**Q25D-GE** 086343			
		Q18D-BL 086384	**Q25D-BL** 086328			
	Without	**Q18D-X** 093623	**Q25D-X** 093624			
Stay-put						
		Q18DR-SW 086269	**Q25DR-SW** 088739		10 off	
		Q18DR-WS 086243	**Q25DR-WS** 088701			
		Q18DR-GN 086176	**Q25DR-GN** 088531			
		Q18DR-RT 086209	**Q25DR-RT** 088627			
		Q18DR-GE 090482	**Q25DR-GE** 088404			
		Q18DR-BL 090241	**Q25DR-BL** 088110			
	Without	**Q18DR-X** 093625	**Q25DR-X** 093626			

	Contacts M = Make, B = Break ⊖ = Positive opening safety function to IEC/EN 60947-5-1	Circuit symbol[1]	Circuit symbol	Colour	**Type** Article no.	**Price** See Price List	Std. pack
Contact elements							
Admissible operating voltage: 5 – 250 V							
	1 M		 0 2,2 3,7 mm		**E10** 090351		50 off
	1 B ⊖		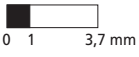 0 1 3,7 mm		**E01** 090401		50 off

Notes [1] The graphic symbol has the following meaning:

x = Sequence number on front element
y = Function number on contact element

	Lens	Square style Front dimensions 18 × 18 mm Type Article no.	25 × 25 mm Type Article no.	Price See Price List	Std. pack	Notes
Illuminated pushbuttons, IP65						
Spring-return Without filament bulb 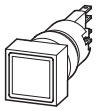		**Q18LT-WS** 089202	**Q25LT-WS** 086262		10 off	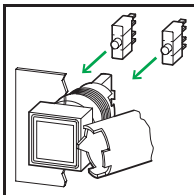
		Q18LT-GN 089067	**Q25LT-GN** 086206			
		Q18LT-RT 089776	**Q25LT-RT** 086238			
		Q18LT-GE 088808	**Q25LT-GE** 086173			
		Q18LT-BL 088764	**Q25LT-BL** 090479			
With filament bulb, 24 V		**Q18LT-WS/WB** 088561	**Q25LT-WS/WB** 090226		10 off	**Accessories** Page Assembly aids and accessories → 2/64
		Q18LT-GN/WB 088509	**Q25LT-GN/WB** 089190			
		Q18LT-RT/WB 088537	**Q25LT-RT/WB** 089998			
		Q18LT-GE/WB 088449	**Q25LT-GE/WB** 089137			
		Q18LT-BL/WB 088338	**Q25LT-BL/WB** 089102			
Stay-put Without filament		**Q18LTR-WS** 088123	**Q25LTR-WS** 087232		10 off	
		Q18LTR-GN 087831	**Q25LTR-GN** 086812			
		Q18LTR-RT 087918	**Q25LTR-RT** 086840			
		Q18LTR-GE 087764	**Q25LTR-GE** 086784			
		Q18LTR-BL 086813	**Q25LTR-BL** 086739			
With filament bulb, 24 V		**Q18LTR-WS/WB** 086708	**Q25LTR-WS/WB** 086447		10 off	
		Q18LTR-GN/WB 086413	**Q25LTR-GN/WB** 086380			
		Q18LTR-RT/WB 086448	**Q25LTR-RT/WB** 086412			
		Q18LTR-GE/WB 086382	**Q25LTR-GE/WB** 086346			
		Q18LTR-BL/WB 086348	**Q25LTR-BL/WB** 086330			

	Contacts M = Make, B = Break ⊖ = Positive opening safety function to IEC/EN 60947-5-1	Circuit symbol[1]	Circuit symbol	Colour	Type Article no.	Price See Price List	Std. pack
Contact elements							
Admissible operating voltage: 5 – 250 V							
	1 M		 0 2,2 3,7 mm		**E10** 090351		50 off
	1 B ⊖		 0 1 3,7 mm		**E01** 090401		50 off

Notes [1] The graphic symbol has the following meaning:

x = Sequence number on front element
y = Function number on contact element

	Function: = Stay-put, = Spring-return		Key withdrawable in position		Colour	Square style Front dimensions 18 × 18 mm Type Article no.	25 × 25 mm Type Article no.	Price See Price List	Std. pack	Notes
Selector switch actuators, 2 positions, IP65										
With VS anti-rotation feature										
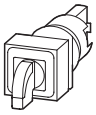		45°	–	–	○	**Q18WK1** 036515	**Q25WK1** 036599		5 off	
		45°	–	–	○	**Q18WK1R** 036598	**Q25WK1R** 036600		5 off	
Key-operated actuators, 2 positions, IP65										
With 1 key and VS anti-rotation feature										
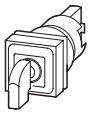		45°	0	–	●	**Q18S1** 038806	**Q25S1** 038773		5 off	
		45°	0	I	●	**Q18S1R** 038805	**Q25S1R** 038772			
		45°	0	–	●	**Q18S1R-A1** 072312	**Q25S1R-A1** 072376			
Other individual lock mechanisms (each colour corresponds to a specific lock mechanism)		45°	0	–	●	**Q18S1-GN** 062148	**Q25S1-GN** 062150			
		45°	0	I	●	**Q18S1R-GN** 062151	**Q25S1R-GN** 062108			
		45°	0	–	●	**Q18S1-RT** 046841	**Q25S1-RT** 046843			
		45°	0	I	●	**Q18S1R-RT** 046837	**Q25S1R-RT** 046839			
		45°	0	–	○	**Q18S1-WS** 046849	**Q25S1-WS** 046851			
		45°	0	I	○	**Q18S1R-WS** 046845	**Q25S1R-WS** 046847			
		45°	0	–	●	**Q18S1-BL** 045959	**Q25S1-BL** 046835			
		45°	0	I	●	**Q18S1R-BL** 062814	**Q25S1R-BL** 045502			

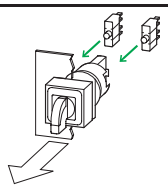

Accessories Page
Assembly aids and accessories → 2/64

	Contacts M = Make, B = Break ⊖ = Positive opening safety function to IEC/EN 60947-5-1	Circuit symbol[1]	Circuit symbol	Colour	Type Article no.	Price See Price List	Std. pack
Contact elements							
Admissible operating voltage: 5 – 250 V							
	1 M		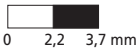 0 2,2 3,7 mm	●	**E10** 090351		50 off
	1 B ⊖		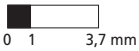 0 1 3,7 mm	●	**E01** 090401		50 off

Notes [1] The graphic symbol has the following meaning:

x = Sequence number on front element
y = Function number on contact element

Moeller HPL0211-2004/2005

Square style
Front dimensions

	Function: ⌊ = Stay-put, ⌋ = Spring-return			Key withdrawable in position			Colour	18 × 18 mm Type Article no.	25 × 25 mm Type Article no.	Price See Price List	Std. pack	Notes
Selector switch actuators, 3 positions, IP65												
With VS anti-rotation feature												
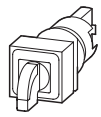	45°	⇓	45°	–	–	–	○	**Q18WK3** 072308	**Q25WK3** 072372		5 off	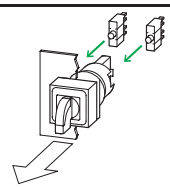
	45°	⇓	45°	–	–	–	○	**Q18WK3R** 072309	**Q25WK3R** 072373			
	45°	⇓	45°	–	–	–	○	**Q18WK3R1** 072310	**Q25WK3R1** 072374			
	45°	⇓	45°	–	–	–	○	**Q18WK3R2** 072311	**Q25WK3R2** 072375			
Key-operated actuators, 3 positions, IP65												
With VS anti-rotation feature												
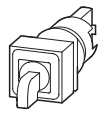	45°	⇓	45°	–	0	–	●	**Q18S3** 072313	**Q25S3** 072377		5 off	
	45°	⇓	45°	I	0	II	●	**Q18S3R** 072314	**Q25S3R** 072378			
	45°	⇓	45°	–	0	–	●	**Q18S3R-A1** 072315	**Q25S3R-A1** 072379			
	45°	⇓	45°	I	0	–	●	**Q18S3R-A2** 072316	**Q25S3R-A2** 072380			
	45°	⇓	45°	–	0	II	●	**Q18S3R-A3** 072317	**Q25S3R-A3** 072381			
	45°	⇓	45°	I	0	–	●	**Q18S3R-A4** 072318	**Q25S3R-A4** 072382			
	45°	⇓	45°	–	0	–	●	**Q18S3R-A5** 072319	**Q25S3R-A5** 072383			
	45°	⇓	45°	–	0	II	●	**Q18S3R-A6** 072320	**Q25S3R-A6** 072384			
	45°	⇓	45°	–	0	–	●	**Q18S3R-A7** 072321	**Q25S3R-A7** 072385			
Additional individual lock mechanisms (each colour corresponds to a specific lock mechanism)	45°	⇓	45°	–	0	–	●	**Q18S3-GN** 062149	**Q25S3-GN** 062153			
	45°	⇓	45°	I	0	II	●	**Q18S3R-GN** 062152	**Q25S3R-GN** 062147			
	45°	⇓	45°	–	0	–	●	**Q18S3-RT** 046842	**Q25S3-RT** 046844			
	45°	⇓	45°	I	0	II	●	**Q18S3R-RT** 046838	**Q25S3R-RT** 046840			
	45°	⇓	45°	–	0	–	○	**Q18S3-WS** 046850	**Q25S3-WS** 046852			
	45°	⇓	45°	I	0	II	○	**Q18S3R-WS** 046846	**Q25S3R-WS** 046848			
	45°	⇓	45°	–	0	–	●	**Q18S3-BL** 046368	**Q25S3-BL** 046836			
	45°	⇓	45°	I	0	II	●	**Q18S3R-BL** 064430	**Q25S3R-BL** 045646			

Accessories Page
Assembly aids and accessories → 2/64

	Contacts M = Make, B = Break ⊖ = Positive opening safety function to IEC/EN 60947-5-1	Circuit symbol[1]	Circuit symbol	Colour	Type Article no.	Price See Price List	Std. pack
Contact elements							
Admissible operating voltage: 5 – 250 V							
	1 M	.3 .4	0 2,2 3,7 mm	●	**E10** 090351		50 off
	1 B ⊖	.1 .2	0 1 3,7 mm	●	**E01** 090401		50 off

Notes

[1] The graphic symbol has the following meaning:
xy x = Sequence number on front element
xy y = Function number on contact element

Square style
Front dimensions

Function: = Stay-put, = Spring-return	Colour of thumb-grip	18 × 18 mm **Type** Article no.	25 × 25 mm **Type** Article no.	**Price** See Price List	Std. pack	**Notes**
Illuminated selector switch actuators, 2 positions, IP65						
With VS anti-rotation feature Without filament bulb						
– 45°	○	**Q18LWK1-WS** 040349	**Q25LWK1-WS** 040658		5 off	
– 45°	●	**Q18LWK1-RT** 039337	**Q25LWK1-RT** 040657			
– 45°	●	**Q18LWK1-GN** 039336	**Q25LWK1-GN** 040656			
– 45°	○	**Q18LWK1R-WS** 040376	**Q25LWK1R-WS** 040661			
– 45°	●	**Q18LWK1R-RT** 040351	**Q25LWK1R-RT** 040660			
– 45°	●	**Q18LWK1R-GN** 040350	**Q25LWK1R-GN** 040659			
Illuminated selector switch actuators, 3 positions, IP65						
With VS anti-rotation feature Without filament bulb						
45° 45°	○	**Q18LWK3-WS** 072322	**Q25LWK3-WS** 072358		5 off	
45° 45°	●	**Q18LWK3-RT** 072323	**Q25LWK3-RT** 072359			
45° 45°	●	**Q18LWK3-GN** 072324	**Q25LWK3-GN** 072360			
45° 45°	○	**Q18LWK3R-WS** 072325	**Q25LWK3R-WS** 072361			
45° 45°	●	**Q18LWK3R-RT** 072326	**Q25LWK3R-RT** 072362			
45° 45°	●	**Q18LWK3R-GN** 072327	**Q25LWK3R-GN** 072363			
45° 45°	○	**Q18LWK3R1-WS** 072328	**Q25LWK3R1-WS** 072364			
45° 45°	●	**Q18LWK3R1-RT** 072329	**Q25LWK3R1-RT** 072365			
45° 45°	●	**Q18LWK3R1-GN** 072330	**Q25LWK3R1-GN** 072366			
45° 45°	○	**Q18LWK3R2-WS** 072331	**Q25LWK3R2-WS** 072367			
45° 45°	●	**Q18LWK3R2-RT** 072332	**Q25LWK3R2-RT** 072368			
45° 45°	●	**Q18LWK3R2-GN** 072333	**Q25LWK3R2-GN** 072369			

Accessories Page
Assembly aids and accessories → 2/64

Contacts M = Make, B = Break ⊖ = Positive opening safety function to IEC/EN 60947-5-1	Circuit symbol[1)]	Circuit symbol	Colour	**Type** Article no.	**Price** See Price List	Std. pack
Contact elements						
Admissible operating voltage: 5 – 250 V						
1 M	13 14	0 2,2 3,7 mm	●	**E10** 090351		50 off
1 B ⊖	11 12	0 1 3,7 mm	●	**E01** 090401		50 off

Notes [1)] The graphic symbol has the following meaning:
xy x = Sequence number on front element
xy y = Function number on contact element

Square style
Front dimensions

Function: = Stay-put, = Spring-return			Colour of thumb-grip	18 × 18 mm **Type** Article no.	25 × 25 mm **Type** Article no.	**Price** See Price List	Std. pack	**Notes**
Illuminated selector switch actuators, 2 positions, IP65								
With VS anti-rotation feature With filament bulb, 24 V								
–		45°	○	**Q18LWK1-WS/WB** 038978	**Q25LWK1-WS/WB** 040379		5 off	
–		45°	●	**Q18LWK1-RT/WB** 038930	**Q25LWK1-RT/WB** 040378			
–		45°	●	**Q18LWK1-GN/WB** 038883	**Q25LWK1-GN/WB** 040377			
–		45°	○	**Q18LWK1R-WS/WB** 039335	**Q25LWK1R-WS/WB** 040476			
–		45°	●	**Q18LWK1R-RT/WB** 039248	**Q25LWK1R-RT/WB** 040381			
–		45°	●	**Q18LWK1R-GN/WB** 039247	**Q25LWK1R-GN/WB** 040380			
Illuminated selector switch actuators, 3 positions, IP65								
With VS anti-rotation feature With filament bulb, 24 V								
45°		45°	○	**Q18LWK3-WS/WB** 072334	**Q25LWK3-WS/WB** 072346		5 off	
45°		45°	●	**Q18LWK3-RT/WB** 072335	**Q25LWK3-RT/WB** 072347			
45°		45°	●	**Q18LWK3-GN/WB** 072336	**Q25LWK3-GN/WB** 072348			
45°		45°	○	**Q18LWK3R-WS/WB** 072337	**Q25LWK3R-WS/WB** 072349			
45°		45°	●	**Q18LWK3R-RT/WB** 072338	**Q25LWK3R-RT/WB** 072350			
45°		45°	●	**Q18LWK3R-GN/WB** 072339	**Q25LWK3R-GN/WB** 072351			
45°		45°	○	**Q18LWK3R1-WS/WB** 072340	**Q25LWK3R1-WS/WB** 072352			
45°		45°	●	**Q18LWK3R1-RT/WB** 072341	**Q25LWK3R1-RT/WB** 072353			
45°		45°	●	**Q18LWK3R1-GN/WB** 072342	**Q25LWK3R1-GN/WB** 072354			
45°		45°	○	**Q18LWK3R2-WS/WB** 072343	**Q25LWK3R2-WS/WB** 072355			
45°		45°	●	**Q18LWK3R2-RT/WB** 072344	**Q25LWK3R2-RT/WB** 072356			
45°		45°	●	**Q18LWK3R2-GN/WB** 072345	**Q25LWK3R2-GN/WB** 072357			

Accessories Page
Assembly aids and accessories → 2/64

Contacts M = Make, B = Break, ⊖ = Positive opening safety function to IEC/EN 60947-5-1	Circuit symbol[1]	Circuit symbol	Colour	**Type** Article no.	**Price** See Price List	Std. pack
Contact elements						
Admissible operating voltage: 5 – 250 V						
1 M	3 4	0 2,2 3,7 mm	●	**E10** 090351		50 off
1 B ⊖	1 2	0 1 3,7 mm	●	**E01** 090401		50 off

Notes [1] The graphic symbol has the following meaning:
xy x = Sequence number on front element
y = Function number on contact element

Square style
Front dimensions

	Lens	18 × 18 mm **Type** Article no.	25 × 25 mm **Type** Article no.	**Price** See Price List	Std. pack
Indicator lights, IP65					
Flush					
Without filament bulb					
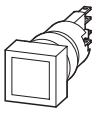		**Q18LF-WS** 088406	**Q25LF-WS** 090228		10 off
		Q18LF-GN 088337	**Q25LF-GN** 090000		
		Q18LF-RT 088387	**Q25LF-RT** 090198		
		Q18LF-GE 088303	**Q25LF-GE** 089252		
		Q18LF-BL 088270	**Q25LF-BL** 089229		
With filament bulb, 24 V					
		Q18LF-WS/WB 088059	**Q25LF-WS/WB** 089151		10 off
		Q18LF-GN/WB 087947	**Q25LF-GN/WB** 088828		
		Q18LF-RT/WB 088001	**Q25LF-RT/WB** 089104		
		Q18LF-GE/WB 087915	**Q25LF-GE/WB** 088798		
		Q18LF-BL/WB 087860	**Q25LF-BL/WB** 088761		
Conical					
Without filament bulb					
		**Q18LH-WS** 088705	**Q25LH-WS** 086263		10 off
		Q18LH-GN 088629	**Q25LH-GN** 086207		
		Q18LH-RT 088655	**Q25LH-RT** 086241		
		Q18LH-GE 088585	**Q25LH-GE** 090481		
		Q18LH-BL 088560	**Q25LH-BL** 090428		
With filament bulb, 24 V					
		Q18LH-WS/WB 088535	**Q25LH-WS/WB** 090405		10 off
		Q18LH-GN/WB 088483	**Q25LH-GN/WB** 090312		
		Q18LH-RT/WB 088507	**Q25LH-RT/WB** 090354		
		Q18LH-GE/WB 088448	**Q25LH-GE/WB** 090285		
		Q18LH-BL/WB 088424	**Q25LH-BL/WB** 090240		

Square style
Front dimensions
25 × 25 mm

	Form	Colour, mushroom, label	Type Article no.	Price See Price List	Std. pack	Notes
Emergency-Stop actuators, IP65						
Tamper-proof according to ISO 13850, EN 418 Button remains in pushed position; release by pulling						
9309656						
Non-illuminated	–	●	**Q25PV** 072370		5 off	
Illuminated With built-in multiple LED, 24 V DC, I_e = 15 mA Positive pole at X1 No bulb replacement required.	–	●	**Q25LPV** 072371		2 off	
NOT-STOPP		●	**Q25PV-S** 257063		5 off	
		●	**Q25LPV-S** 257064		5 off	
Emergency-Stop labels, IP65						
Yellow, black lettering NOT-AUS EMERGENCY-STOP ARRET D'URGENCE EMERGENZA	Square 50 × 50 mm	■	**SQT1** 058874		5 off	
	Round, 60 mm	●	**SRT1** 058873		5 off	
Blank Not suitable for engraving	Square 50 × 50 mm	■	**SQ-GE** 063263		5 off	
	Round, 60 mm	●	**SR-GE** 063264		5 off	

Accessories Page
Assembly aids and accessories → 2/64

	Contacts M = Make, B = Break ⊖ = Positive opening safety function to IEC/EN 60947-5-1	Circuit symbol[1]	Circuit symbol	Colour	Type Article no.	Price See Price List	Std. pack
Contact elements							
Admissible operating voltage: 5 – 250 V							
	1 M	3 4	0 2,2 3,7 mm	●	**E10** 090351		50 off
	1 B ⊖	1 2	0 1 3,7 mm	●	**E01** 090401		50 off

Notes
[1] The graphic symbol has the following meaning:
xy
xy
x = Sequence number on front element
y = Function number on contact element

Inscription	Colour, symbol	**Button plates** For pushbutton actuators 18 × 18 mm **Type** Article no.	25 × 25 mm **Type** Article no.	**Price** See Price List	Colour, symbol	**Transparent insert plates** For illuminated pushbutton actuators and indicator lights, flush 18 × 18 mm **Type** Article no.	25 × 25 mm **Type** Article no.	**Price** See Price List	Std. pack[1]
Marking plates									
–		**01TQ18** 086816	**01TQ25** 091121			**01LQ18** 090231	**01LQ25** 093180		20 off
–		**02TQ18** 086859	**02TQ25** 091149						
–		**03TQ18** 087766	**03TQ25** 091184						
–		**04TQ18** 087834	**04TQ25** 091442						
–		**05TQ18** 087867	**05TQ25** 091471						
–		**06TQ18** 087920	**06TQ25** 091506						
OFF		**10TQ18** 087951	**10TQ25** 091536			**10LQ18** 090243	**10LQ25** 093225		
STOP or OFF		**19TQ18** 054510	**19TQ25** 054508						
ON		**11TQ18** 088007	**11TQ25** 091562			**11LQ18** 090288	**11LQ25** 093242		
START or ON		**20TQ18** 054509	**20TQ25** 054507						
START or ON		**21TQ18** 088061	**21TQ25** 091586						
Direction of movement		**32TQ18** 088125	**32TQ25** 091618			**32LQ18** 090320	**32LQ25** 093264		
Direction of movement		**36TQ18** 088275	**36TQ25** 092592			**36LQ18** 090410	**36LQ25** 093330		
Voltage		**34TQ18** 095386	**34TQ25** 092563			**34LQ18** 090368	**34LQ25** 093307		
Increase		**37TQ18** 088315	**37TQ25** 092608			**37LQ18** 090434	**37LQ25** 093365		
Decrease		**38TQ18** 088340	**38TQ25** 092645			**38LQ18** 090488	**38LQ25** 093402		
Hand		**40TQ18** 088389	**40TQ25** 092709			**40LQ18** 086178	**40LQ25** 093462		
Automatic		**41TQ18** 088412	**41TQ25** 092774			**41LQ18** 086210	**41LQ25** 093528		
ON–OFF, spring-return		**43TQ18** 088426	**43TQ25** 092791			**43LQ18** 086246	**43LQ25** 090501		
Unlock		**52TQ18** 088452	**52TQ25** 092825			**52LQ18** 086366	**52LQ25** 090640		
Lock		**53TQ18** 088487	**53TQ25** 092874			**53LQ18** 086453	**53LQ25** 090676		

Notes [1] Minimum order quantity: 5 off



Moeller HPL0211-2004/2005

Inscription	Colour, symbol	Button plates For pushbutton actuators 18 × 18 mm Type Article no.	25 × 25 mm Type Article no.	Price See Price List	Colour, symbol	Transparent insert plates For illuminated pushbutton actuators and indicator lights, flush 18 × 18 mm Type Article no.	25 × 25 mm Type Article no.	Price See Price List	Std. pack[1]
Marking plates									
Unclamp		**54TQ18** 088512	**54TQ25** 093013			**54LQ18** 086755	**54LQ25** 090706		20 off
Clamp		**55TQ18** 088545	**55TQ25** 093032			**55LQ18** 086817	**55LQ25** 090737		
Liquid START			**921TQ25** 047426						
Liquid STOP		**63TQ18** 088566	**63TQ25** 093060			**63LQ18** 086861	**63LQ25** 090776		
Klaxon		**66TQ18** 088590	**66TQ25** 093092			**66LQ18** 087800	**66LQ25** 090799		
Spindle START			**811TQ25** 053898						
Spindle STOP			**814TQ25** 047425						
ON–OFF, stay-put		**899TQ18** 089232	**899TQ25** 093063			**899LQ18** 091008	**899LQ25** 093184		
Direction of movement		**911TQ18** 089778	**911TQ25** 093100			**911LQ18** 091045	**911LQ25** 093202		
Direction of movement		**912TQ18** 090181	**912TQ25** 093135			**912LQ18** 091088	**912LQ25** 093228		
Fault						**920LQ18** 062106	**920LQ25** 062107		
–	0	**80TQ18** 088631	**80TQ25** 093134		0	**80LQ18** 087840	**80LQ25** 090825		
–	1	**81TQ18** 088663	**81TQ25** 093158		1	**81LQ18** 087868	**81LQ25** 090854		
–	2	**82TQ18** 088715	**82TQ25** 093178		2	**82LQ18** 088343	**82LQ25** 090869		
–	3	**83TQ18** 088744	**83TQ25** 093197		3	**83LQ18** 088517	**83LQ25** 090884		
–	4	**84TQ18** 088766	**84TQ25** 093224		4	**84LQ18** 088547	**84LQ25** 090916		
–	5	**85TQ18** 088811	**85TQ25** 093241		5	**85LQ18** 088567	**85LQ25** 090937		
–	6	**86TQ18** 089069	**86TQ25** 093257		6	**86LQ18** 088593	**86LQ25** 090952		
–	7	**87TQ18** 089107	**87TQ25** 093288		7	**87LQ18** 088664	**87LQ25** 090990		
–	8	**88TQ18** 089165	**88TQ25** 093305		8	**88LQ18** 088721	**88LQ25** 091021		
–	9	**89TQ18** 089205	**89TQ25** 093329		9	**89LQ18** 088746	**89LQ25** 091048		

Notes [1] Minimum order quantity: 5 off

Inscription	Colour, symbol	Button plates For pushbutton actuators 18 × 18 mm Type Article no.	Button plates 25 × 25 mm Type Article no.	Price See Price List	Colour, symbol	Transparent insert plates For illuminated pushbutton actuators and indicator lights, flush 18 × 18 mm Type Article no.	Transparent insert plates 25 × 25 mm Type Article no.	Price See Price List	Std. pack[1]
Marking plates									
STOP			**110TQ25** 093363			**110LQ18** 088773	**110LQ25** 091091		20 off
STOP			**112TQ25** 063748						
ARRET			**310TQ25** 091446						
START			**111TQ25** 093399			**111LQ18** 088813	**111LQ25** 091126		
START			**122TQ25** 063746						
MARCHE			**311TQ25** 091475				**311LQ25** 093017		
AUS			**117TQ25** 093434			**117LQ18** 089073	**117LQ25** 091154		
AUS			**113TQ25** 063749						
OFF			**217TQ25** 090911			**217LQ18** 090498	**217LQ25** 092569		
ARRET			**317TQ25** 091508			**310LQ18** 090851	**310LQ25** 092876		
EIN			**121TQ25** 093461			**121LQ18** 089173	**121LQ25** 091188		
EIN			**123TQ25** 063747						
ON			**221TQ25** 090934			**221LQ18** 090524	**221LQ25** 092597		
MARCHE			**321TQ25** 091563			**311LQ18** 090865			
LINKS			**134TQ25** 093494			**134LQ18** 089234	**134LQ25** 091449		
LEFT			**234TQ25** 090987			**234LQ18** 090665	**234LQ25** 092611		
GAUCHE			**334TQ25** 092567			**334LQ18** 090882	**334LQ25** 093038		
RECHTS			**135TQ25** 093527			**135LQ18** 089877	**135LQ25** 091477		
RIGHT			**235TQ25** 091009			**235LQ18** 090699	**235LQ25** 092661		
DROITE			**335TQ25** 092594			**335LQ18** 090910	**335LQ25** 093072		

Notes [1] Minimum order quantity: 5 off



Moeller HPL0211-2004/2005

Inscription	Colour, symbol	Button plates For pushbutton actuators 18 × 18 mm Type Article no.	Button plates For pushbutton actuators 25 × 25 mm Type Article no.	Price See Price List	Colour, symbol	Transparent insert plates For illuminated pushbutton actuators and indicator lights, flush 18 × 18 mm Type Article no.	Transparent insert plates For illuminated pushbutton actuators and indicator lights, flush 25 × 25 mm Type Article no.	Price See Price List	Std. pack[1]
Marking plates									
ZU			**153TQ25** 090632			**153LQ18** 090185	**153LQ25** 091510		20 off
CLOSE			**253TQ25** 091089			**253LQ18** 090731	**253LQ25** 092724		
FERME			**353TQ25** 092609			**353LQ18** 090933	**353LQ25** 093104		
AUF			**172TQ25** 090732			**172LQ18** 090206	**172LQ25** 091538		
UP			**272TQ25** 091124			**272LQ18** 090768	**272LQ25** 092778		
MONTEE			**372TQ25** 092711			**372LQ18** 090949	**372LQ25** 093139		
AB			**173TQ25** 090822			**173LQ18** 090247	**173LQ25** 091565		
DOWN			**273TQ25** 091152			**273LQ18** 090796	**273LQ25** 092794		
DESCENTE			**373TQ25** 092775			**373LQ18** 090983	**373LQ25** 093163		
RESET			**287TQ25** 091185			**287LQ18** 090820	**287LQ25** 092844		
VOR			**190TQ25** 090852			**190LQ18** 090291	**190LQ25** 091599		
ZURÜCK			**191TQ25** 090866			**191LQ18** 090496	**191LQ25** 091620		

Notes [1] Minimum order quantity: 5 off

Inscription	Colour, symbol	**Insert plate for** Q25T...-X label mount **Type** Article no.	**Price** See Price List	**Q25T... label mount** with insert plate **Type** Article no.	**Price** See Price List	Std. pack	
Insert plates, label mounts							
10 × 22 mm, insert plates black, aluminium-coloured or yellow, inscription black							
–		**01SQ25** 037986		**Q25TS-01** 046184		20 off	Blank, black, can be engraved
–		**02SQ25** 038074		**Q25TS-02** 046185			Blank, aluminium-coloured, can be engraved
–		**05SQ25** 063201		**Q25TGE-05** 063259			Blank, yellow, not for engraving
AUS		**117SQ25** 038509		**Q25TS-117** 046194			–
OFF		**217SQ25** 038728		**Q25TS-217** 046195			–
EIN		**121SQ25** 038579		**Q25TS-121** 046196			–
ON		**221SQ25** 038765		**Q25TS-221** 046197			–
STOP		**110SQ25** 038507		**Q25TS-110** 046190			–
ARRET		**310SQ25** 038768		**Q25TS-310** 046191			–
START		**111SQ25** 038508		**Q25TS-111** 046192			–
MARCHE		**311SQ25** 038769		**Q25TS-311** 046193			–
Störung		**150SQ25** 038661		**Q25TS-150** 046198			–
FAULT		**250SQ25** 038766		**Q25TS-250** 046199			–
DÉFAUT		**386SQ25** 072302		**Q25TS-386** 072306			–
Betrieb		**183SQ25** 038727		**Q25TS-183** 046201			–
RUN		**283SQ25** 038767		**Q25TS-283** 046203			–
EN SERVICE		**383SQ25** 038771		**Q25TS-383** 046204			–
HAND 0 AUTO		**197SQ25** 072301		**Q25TS-197** 072305			–
MAN. 0 AUTO		**397SQ25** 072303		**Q25TS-397** 072307			–
NOT-AUS		**199SQ25** 063200		**Q25TGE-199** 063260			–
Emergency-Stop		**299SQ25** 063199		**Q25TGE-299** 063261			–
ARRET D'URGENCE		**399SQ25** 048638		**Q25TGE-399** 063262			–
–	0	**10SQ25** 038268		**Q25TS-10** 046186			–
–	I	**11SQ25** 038269		**Q25TS-11** 046187			–
–	→	**32SQ25** 038270		**Q25TS-32** 046188			–
–	0 I	**90SQ25** 038271		**Q25TS-90** 046189			–
–	I 0 II	**93SQ25** 072300		**Q25TS-93** 072304			–

	Colour		Type Article no.	Price See Price List	Std. pack
Surface mounting enclosures, IP65[1]					
For conventional wiring or for mounting ILP1 printed circuit boards With plastic cover fixing screws Enclosure base: black (RAL 9005) 8 mounting locations Knockout cable entries Bottom: 4 × M20 Sides: 7 × M20					
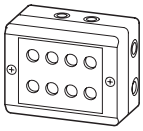		RAL 7035	**I8** 046299		2 off
Flush mounting panel, IP65[1]					
For conventional wiring or for mounting ELP 1 printed circuit boards 8 mounting locations					
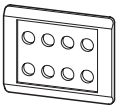		RAL 7035	**E8** 054423		1 off
		RAL 9005	**E8-SW** 065212		1 off
Customised complete devices[2]					
To order use FO315. (*) = Freely selectable customer identification or stock no.; max. 10 characters.					
	–	–	**M16-COMBINATION-*** 232189		1 off
Blanking plates, IP65					
For closing off of spare mounting locations in surface mounting enclosures or flush mounting panels in grid dimension 25 × 37.5 mm					
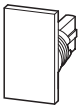		RAL 9005	**Q25AS** 036602		10 off
		RAL 7035	**Q25AGR** 048641		
		–	**Q25AGE** 048640		
Label mounts for insert plates[3]					
For additional marking of mounting locations in surface mounting enclosures or flush mounting panels in grid dimension 25 × 37.5 mm					
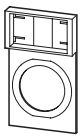		RAL 9005	**Q25TS-X** 036601		20 off
		RAL 7035	**Q25TGR-X** 063257		
		–	**Q25TGE-X** 063258		

Notes

[1] Unused locations must be closed off with blanking plates.
[2] For further information → Engineering
[3] Suitable insert plates → 2/62

	Style	Lifespan to EN 60064 at T_a = +25 °C t_{mean} (AC) h	Colour	**Type** Article no.	**Price** See Price List	Std. pack
Filament bulbs: W 2 x 4.6 d						
	6 V/1.0 W	10000	–	**WBGL6** 090223		50 off
	12 V/1.0 W	15000	–	**WBGL12** 089968		50 off
	24 – 28 V/1.0 W	7000	–	**WBGL24** 089247		100 off
Multiple LEDs: W 2 x 4.6 d						
For AC/DC 	6 V/45 mA	60000	yellow	**WBLED-GE6** 055711		10 off
			green	**WBLED-GN6** 055712		
			red	**WBLED-RT6** 055713		
	12 V/24 mA		yellow	**WBLED-GE12** 055714		
			green	**WBLED-GN12** 055715		
			red	**WBLED-RT12** 055716		
Single-chip LED: W 2 x 4,6 d						
Positive pole connected to X1, Integral suppressor circuit up to 1000 V						
	18 – 30 V DC/7 – 12.5 mA	100000	yellow	**LEDWB-Y** 208724		10 off
			green	**LEDWB-G** 208725		
			red	**LEDWB-R** 208726		
			white	**LEDWB-W** 208728		
			blue	**LEDWB-B** 208727		
Combination box spanner						
For lock nut with bulb extractor						
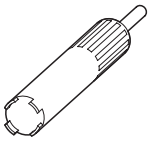	–	–	–	**R16-MS** 090297		10 off
Insulated ferrule						
For fast-on connector 2.8 × 0.8 mm, push-on from the front U_e > 50 V AC, U_e > 120 V DC						
	–	–	–	**ISH2,8** 090267		100 off
Fast-on connector						
2.8 × 0.8 mm for conductor cross-section 0.5 – 1 mm²						
	–	–	–	**LT306.022.3** 058863		100 off
Blanking plugs, IP65						
Degree of protection IP65 For closing off of spare mounting locations						
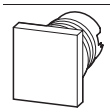	For grid dimension 18 × 18 mm	–	black	**Q18BS** 037985		10 off
	For grid dimension 25 × 25 mm	–	black	**Q25BS** 036976		10 off
Anti-rotation feature						
Guard ring as anti-rotation feature for all RMQ16 actuators						
	–	–	–	**VS** 046301		50 off

	For use with	Colour	Type Article no.	Price See Price List	Std. pack
PCB adapter					
For adaptation to printed circuit boards. Lamp sockets and contact elements can be fitted directly					
	–	–	**PRA16** 046302		20 off
Screw adapters, IP20					
Conductor cross-sections 1 × 1.5 mm², 2 × 0.75 mm²					
	Break contact		**SRA01** 028101		20 off
	Make contact		**SRA10** 028100		
	Lamp socket		**SRAL** 028099		
Individual keys					
Standard lock mechanism, black, each colour corresponds to a specific lock mechanism					
	–		**ES16** 065190		10 off
	–		**ES16-GN** 030742		5 off
	–		**ES16-RT** 030741		
	–		**ES16-WS** 030743		
	–		**ES16-BL** 030744		

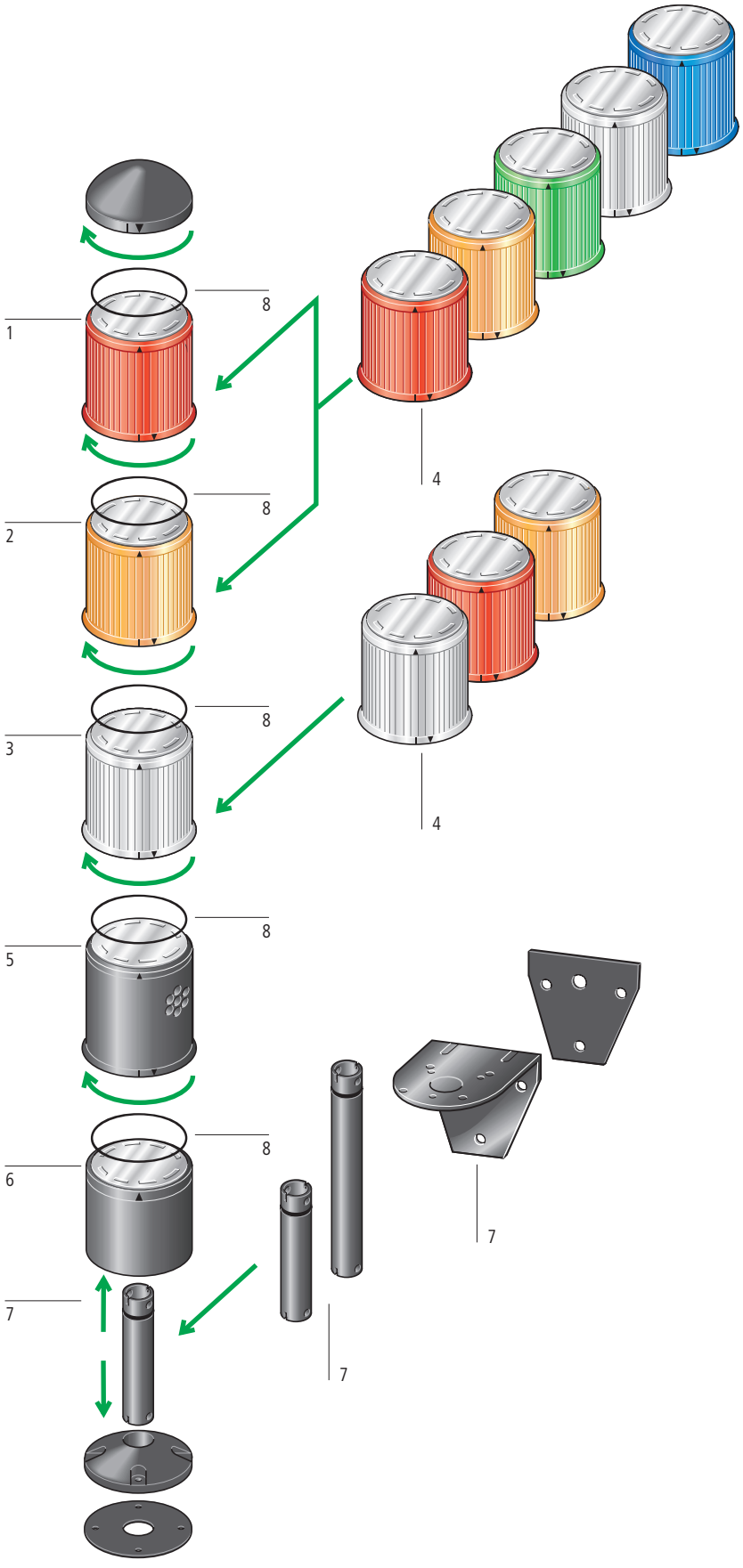
1
2
3
4
5
6
7
8

Continuous light 1

Easy to assemble with bayonet fitting
Modules can be arranged in any order
Degree of protection IP54
Up to five levels can be actuated independently
Operating mode: 100 % DF
Without bulbs

→ 2/69

Flashing light 2

Easy to assemble with bayonet fitting
Modules can be arranged in any order
Degree of protection IP54
Up to five levels can be actuated independently
Operating mode: 100 % DF
Without filament bulb
Flashing frequency: approx. 1 Hz

→ 2/69

Strobe light 3

Easy to assemble with bayonet fitting
Modules can be arranged in any order
Degree of protection IP54
Up to five levels can be actuated independently
Operating mode: 100 % DF
Flash power 1 Ws
With flash tube
Flashing frequency: approx. 1 Hz

→ 2/70

Caps 4

Colour: red, yellow, green, white, blue
Fresnel grooves ensure even light distribution

Acoustic indicator 5

Easy to assemble with bayonet fitting
Modules can be arranged in any order
Degree of protection IP20
Operating mode: 100 % DF
Pulsed or continuous tone
Sound pressure: about 90 dB at 60 cm
Frequency: 2750 Hz

→ 2/70

Base module 6

Easy to assemble with bayonet fitting
Degree of protection IP54
For floor mounting or in tubular column
Terminal capacity: 6× 1.5 mm²
With top cover

→ 2/69

Accessories 7

Spacer available in four lengths
Filament bulbs, LEDs
90° wall mounting bracket with market-standard four-hole fixing

→ 2/71

Gaskets 8

For increasing the degree of protection to IP65

→ 2/71

Product feature of SL

- **Individual programming by jumper: max. 5 modules and base module**

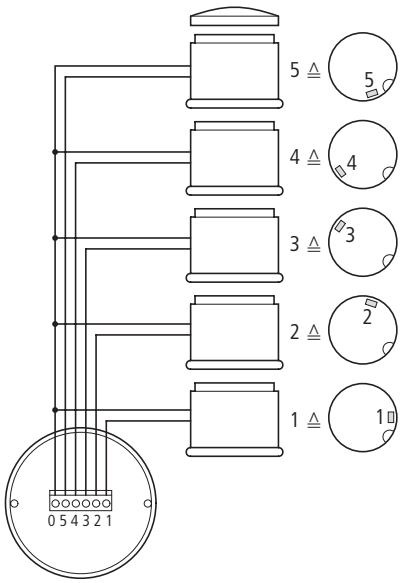

	Rated operational voltage U_e V	Modules Qty.	Colour	**Type** Article no.	**Price** See Price List	Std. pack
Complete units, IP54						
Base module with stand and 100 mm tube including filament bulbs Continuous light						
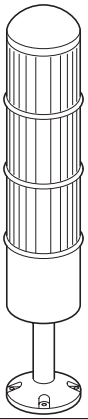	24 V AC/DC	3		**SL-100-L-RYG/24** 205352		1 off
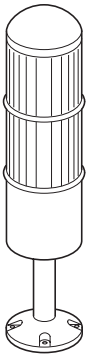	24 V AC/DC	2		**SL-100-L-RG/24** 205354		1 off
Customised complete units						
To order use FO315. (*) = Freely selectable customer identification or stock no.; Maximum 10 characters						
–	–	–	–	**SL-COMBINATION-*** 229655		1 off

		Rated operational voltage U_e V	Colour	**Type** Article no.	**Price** See Price List	Std. pack	
Base modules							
Black, with cover							
	With screw terminals	–	–	**SL-B** 205311		1 off	–
	With Cage Clamp	–	–	**SL-CB** 218483			Cage Clamp is a registered trademark of Wago Kontakttechnik GmbH/Minden, Germany
	With connection to AS-Interface	–	–	**SL-B-ASI** 222174			Base module (printed circuit board in base enclosure with 3 outputs): • Total power supply from AS-Interface (max. 250 mA) using 2-way screw terminal • Combination of 3 stacking modules with differing functions (continuous-, flashing-, strobe light and acoustic indication) • Status indication via LEDs • Order stacking modules separately
Continuous light modules							
Without bulbs							
	–	–		**SL-L-W** 205312		1 off	–
	–	–		**SL-L-R** 205313			–
	–	–		**SL-L-G** 205314			–
	–	–		**SL-L-Y** 205315			–
	–	–		**SL-L-B** 205316			–
Flashing light modules							
Without bulbs, f ≈ 1 Hz							
	–	24 V AC/DC (+10 %/–15 %)		**SL-BL24-W** 205317		1 off	–
	–			**SL-BL24-R** 205318			–
	–			**SL-BL24-G** 205319			–
	–			**SL-BL24-Y** 205320			–
	–			**SL-BL24-B** 205321			–
	–	110 – 130 V AC		**SL-BL130-W** 205322			–
	–			**SL-BL130-R** 205323			–
	–			**SL-BL130-G** 205324			–
	–			**SL-BL130-Y** 205325			–
	–			**SL-BL130-B** 205326			–
	–	230 V AC		**SL-BL230-W** 205327			–
	–			**SL-BL230-R** 205328			–
	–			**SL-BL230-G** 205329			–
	–			**SL-BL230-Y** 205330			–
	–			**SL-BL230-B** 205331			–

		Rated operational voltage U_e V	Colour	**Type** Article no.	**Price** See Price List	Std. pack
Acoustic indicator modules						
	Continuous tone f = 2750 Hz At 60 cm distance 12 V: 77 dB 24 V: 83 dB 36 V: 90 dB	12 – 36 V AC/DC 8 – 12 mA		**SL-A24** 205341		1 off
	Continuous tone f = 2750 Hz At 60 cm distance 110 V: 72 dB 230 V: 78 dB	110 – 230 V AC/DC 4 – 8 mA		**SL-A110-230** 205342		
	Pulsed tone 5 Hz with f = 2750 Hz At 60 cm distance 12 V: 61 dB 24 V: 66 dB 36 V: 77 dB	12 – 36 V AC/DC 8 – 12 mA		**SL-AP24** 205343		
	Pulsed tone 5 Hz with f = 2750 Hz At 60 cm distance 110 V: 67 dB 230 V: 73 dB	110 – 230 V AC/DC 4 – 8 mA		**SL-AP110-230** 205344		
Strobe light module						
With flash tube, 1 Ws, f ≈ 1 Hz						
	–	24 V AC/DC (+10 %/-15 %) I_{emax}: 190 mA		**SL-FL24-W** 205332		1 off
	–			**SL-FL24-R** 205333		
	–			**SL-FL24-Y** 205334		
	–	110 – 130 V AC I_{emax}: 31 mA		**SL-FL130-W** 205335		
	–			**SL-FL130-R** 205336		
	–			**SL-FL130-Y** 205337		
	–	230 V AC I_{emax}: 28 mA		**SL-FL230-W** 205338		
	–			**SL-FL230-R** 205339		
	–			**SL-FL230-Y** 205340		

		Lifespan to EN 60064 at T_a = +25 °C t_{mean} (AC) h	Rated operational voltage U_e V	Colour	**Type** Article no.	**Price** See Price List	Std. pack
Accessories							
Stand with spacer							
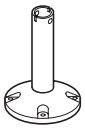	100 mm, plastic, black	–	–	–	**SL-F100** 205345		1 off
	100 mm, metal	–	–	–	**SL-F100M** 265359		
	250 mm, plastic, black	–	–	–	**SL-F250** 205346		
	250 mm, metal	–	–	–	**SL-F250M** 268925		
	400 mm, metal	–	–	–	**SL-F400** 215275		
	800 mm, metal	–	–	–	**SL-F800** 215276		
Fixing bracket 90°, for wall mounting							
	Metal	–	–	–	**SL-FW** 205347		1 off
Filament bulb BA 15d, 5 – 7 W							
	–	2000	24 V	–	**SL-L24** 205348		1 off
	–	5000	110 – 130 V	–	**SL-L130** 205349		
	–	5000	200 – 260 V	–	**SL-L230** 205350		
Multiple LED BA 15d, Integral suppressor circuit up to 1500 V							
	–	100000	110 – 230 V AC 9 – 17 mA	○	**SL-LED-W** 215278		1 off
	–			●	**SL-LED-R** 215279		
	–			●	**SL-LED-G** 215280		
	–			●	**SL-LED-Y** 215281		
	–			●	**SL-LED-B** 215282		
Multiple LED BA 15d							
	–	100000	110 – 230 V AC/DC 9 – 17 mA	○	**SL-LED230-W** 285532		1 off
	–			●	**SL-LED230-R** 285533		
	–			●	**SL-LED230-G** 285534		
	–			●	**SL-LED230-Y** 285535		
	–			●	**SL-LED230-B** 285536		
Set of gaskets For increasing the degree of protection to IP65 (not for the acoustic indicator) For 3 modules ≙ 4 off							
	–	–	–	–	**SL-IP65** 215277		1 off

			Contact elements	LED elements[1]	Illuminated pushbutton actuators, Pushbutton actuators, Mushroom actuators, spring-return	Double pushbutton actuators	Selector switch actuators, Illuminated selector switch actuators
General technical data							
Standards			IEC/EN 60947 VDE 0660				
Lifespan, mechanical	Operations	× 10^6	> 5	–	> 5	> 0.2	> 0.1
Operating frequency	Operations/h		≦3600	–	≦3600	≦3600	≦2000
Actuating force		n	≦5	–	≦5	≦5	–
Operating torque (screw terminals)		Nm	≦0.8	–	–	–	≦0.3
Degree of protection, IEC/EN 60529			See selection pages				
Climatic proofing[2]			Damp heat, constant, to IEC 60068-2-78 Damp heat, cyclical, to IEC 60068-2-30				
Ambient temperature[1]							
Open		°C	-25/70	-25/70	-25/70	-25/70	-25/70
Mounting position			As required				
Mechanical shock resistance according to IEC 60068-2-27 Shock duration 11 ms, half-sinusoidal		g	> 30	> 30	> 30	> 30	> 30
Terminal capacity							
Solid		mm^2	0.75 – 2.5	0.75 – 2.5	–	–	–
Stranded		mm^2	0.5 – 2.5	0.5 – 2.5	–	–	–
Contacts							
Rated impulse withstand voltage	U_{imp}	V AC	6000	6000	–	–	–
Rated insulation voltage	U_i	V	500	500	–	–	–
Overvoltage category/pollution degree			III / 3	III / 3	–	–	–
Control circuit reliability							
At 24 V DC/5 mA	H_F	Fault probability	< 10^{-7}, < 1 fault in 10^7 operations	–	–	–	–
At 5 V DC/1 mA	H_F	Fault probability	< 5 × 10^{-6}, < 1 fault in 5 × 10^6 operations	–	–	–	–
Max. short-circuit protective device							
Fuseless		Type	PKZM0-10/FAZ-B6/1	–	–	–	–
Fuse	gG/gL	A	10	–	–	–	–
Switching capacity							
Rated operational current							
AC–15							
115 V	I_e	A	6	–	–	–	–
230 V	I_e	A	6	–	–	–	–
400 V	I_e	A	4	–	–	–	–
500 V	I_e	A	2	–	–	–	–
DC-13							
24 V	I_e	A	3	–	–	–	–
42 V	I_e	A	1.7	–	–	–	–
60 V	I_e	A	1.2	–	–	–	–
110 V	I_e	A	0.8	–	–	–	–
220 V	I_e	A	0.3	–	–	–	–
Lifespan, electrical							
AC–15							
230 V/0.5 A	Operations	× 10^6	1.6	–	–	–	–
230 V/1.0 A	Operations	× 10^6	1	–	–	–	–
230 V/3.0 A	Operations	× 10^6	0.7	–	–	–	–
DC-13							
12 V/2.8 A	Operations	× 10^6	1.2	–	–	–	–

Notes

[1] > 200 V AC/60 Hz: -25/+55 °C
[2] Indoor and protected outdoor installation

			Key-operated actuators	Indicator lights Compact acoustic indicators, Compact indicator lights, Potentiometers	Illuminated pushbutton actuators, Pushbutton actuators Mushroom actuators, stay-put	Emer-gency-Stop actuators	4-way push-button	Joystick	4-way selector switch actuators
General technical data									
Standards			IEC/EN 60947 VDE 0660						
Lifespan, mechanical	Operations	× 10^6	> 0.1	–	> 1	> 0.1	> 0.2	> 0.1	> 0.1
Operating frequency	Operations/h		≦100	–	≦1800	≦600	≦3600	≦2000	≦2000
Actuating force		n	–	–	≦5	≦50	≦5	≦5	–
Operating torque		Nm	≦0.5	–	–	–	–	–	≦0.3
Degree of protection, IEC/EN 60529			See selection pages						
Climatic proofing			Damp heat, constant, to IEC 60068-2-78 Damp heat, cyclical, to IEC 60068-2-30						
Ambient temperature									
Open		°C	-25/70	-25/70	-25/70	-25/70	-25/70	-25/70	-25/70
Mounting position			As required						
Mechanical shock resistance according to IEC 60068-2-27 Shock duration 11 ms, half-sinusoidal		g	> 30	> 30	> 30	> 50	> 30	> 30	> 30
Terminal capacity									
Solid		mm^2	–	0.5 – 1.5	–	–	–	–	–
Stranded		mm^2	–	0.5 – 1.5	–	–	–	–	–
Contacts									
Rated impulse withstand voltage	U_{imp}	V AC	–	4000	–	–	–	–	–
Rated insulation voltage	U_i	V	–	2500	–	–	–	–	–
Overvoltage category/pollution degree			–	III/3	–	–	–	–	–

			FAK-... foot and palm switches Spring-return	FAK-... foot and palm switches Stay-put	FAK-R/V/KC11A/I Stay-put
General technical data					
Standards			IEC/EN 60947 VDE 0660		
Lifespan, mechanical	Operations	× 10^6	> 1	> 0.1	> 0.1
Operating frequency	Operations/h		≦3600	≦600	≦600
Actuating force		n	≦40	≦60	≦25
Operating torque		Nm	–	–	–
Degree of protection, IEC/EN 60529			IP67, IP69K	IP67, IP69K	IP65
Climatic proofing			Damp heat, constant, to IEC 60068-2-78 Damp heat, cyclical, to IEC 60068-2-30		
Ambient temperature					
Open		°C	-25/40	-25/40	-25/70
Mounting position			As required	As required	As required
Mechanical shock resistance according to IEC 60068-2-27 Shock duration 11 ms, half-sinusoidal		g	> 15	> 15	> 15

Moeller HPL0211-2004/2005

			Contact elements[1)]	Illuminated pushbuttons (stay-put)	Illuminated selector switch actuators	Indicator lights
General technical data						
Standards			IEC/EN 60947, VDE 0660			
Lifespan, mechanical	Operations	× 10^6	> 100	> 30	> 3	–
Operating frequency	Operations/h		≦3600	≦1800	≦1800	–
Actuating force		n	≦3	≦4	–	–
Operating torque		Nm	–	–	≦0.2	–
Degree of protection, IEC/EN 60529			IP20 with ISH2,8	IP65	IP65	IP65
Climatic proofing			Damp heat, constant, to IEC 60068-2-78, cyclical, to IEC 60068-2-30			
Ambient temperature						
Open		°C	-25/60	-25/60	-25/60	-25/60
Enclosed		°C	-25/40	-25/40	-25/40	-25/40
Mounting position			As required	As required	As required	As required
Mechanical shock resistance according to IEC 60068-2-27 Shock duration 11 ms, half-sinusoidal		g	> 40	> 40	> 40	> 40
Terminal capacity		mm^2	0.5 – 1.0	0.5 – 1.0	0.5 – 1.0	0.5 – 1.0
Blade terminals			2.8 × 0.8 mm to DIN 46244			
Fast-on connector			2.8 × 0.8 mm to DIN 46247 and IEC 60760			
Contacts						
Rated impulse withstand voltage	U_{imp}	V AC	4000	800	800	800
Rated insulation voltage	U_i	V	250	250	250	250
Overvoltage category/pollution degree			III/3	III/3	III/3	III/3
Rated operational voltage	U_e	V AC	250	24	24	24
Control circuit reliability						
At 24 V DC/5 mA	H_F	Fault probability	< 10^{-7}, < 1 fault in 10^7 operations			–
At 5 V DC/1 mA	H_F	Fault probability	< 5 × 10^{-6}, < 1 fault in 5 × 10^6 operations			–
Use of ISH2,8 insulated sleeve			On>24 V AC/DC recommended On>50 V AC or 120 V DC mandatory, also on unoccupied blade terminals			
Max. short-circuit protective device						
Fuseless		Type	FAZ-B6/1	–	–	–
Fuse	gG/gL	A	10	–	–	–

[1)] Lifespan, electrical AC-15 to IEC/EN 60947-5-1 at 230 V;
I_e = rated operational current

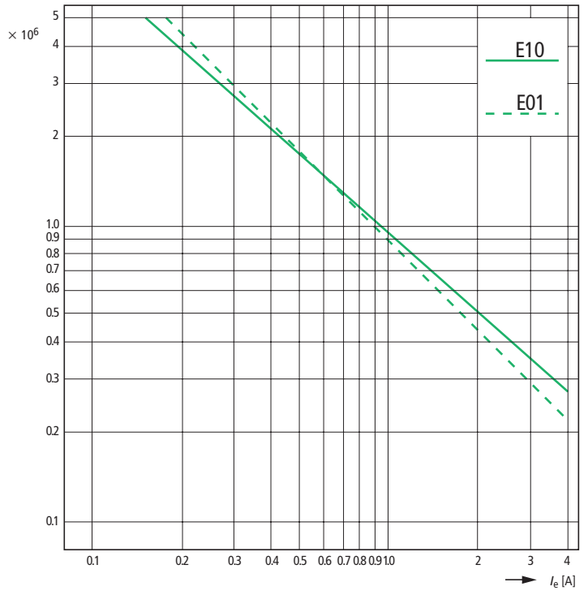

Moeller HPL0211-2004/2005

			Pushbutton actuators (stay-put)	Selector switch actuators	Key-operated actuators	Emergency-Stop actuators	Emergency-Stop actuators, illuminated
General technical data							
Standards			IEC/EN 60947, VDE 0660				
Lifespan, mechanical	Operations	× 10^6	> 3	> 3	> 3	> 0.05	> 0.5
Operating frequency	Operations/h		≦1800	≦1800	≦1800	≦600	≦600
Actuating force		n	≦4	–	–	≦25	≦25
Operating torque		Nm	–	≦0.2	≦0.4	–	–
Degree of protection, IEC/EN 60529			IP65	IP65	IP65	IP65	IP65
Climatic proofing			Damp heat, constant, to IEC 60068-2-78, cyclical, to IEC 60068-2-30				
Ambient temperature							
Open		°C	-25/60	-25/60	-25/60	-25/60	-25/60
Enclosed		°C	-25/40	-25/40	-25/40	-25/40	-25/40
Mounting position			As required	As required	As required	As required	As required
Mechanical shock resistance according to IEC 60068-2-27 Shock duration 11 ms, half-sinusoidal		g	> 40	> 40	> 40	> 40	> 40
Terminal capacity		mm^2	0.5 – 1.0	0.5 – 1.0	0.5 – 1.0	0.5 – 1.0	0.5 – 1.0
Blade terminals			2.8 × 0.8 mm to DIN 46244				2.8 × 0.8 mm
Fast-on connector			2.8 × 0.8 mm to DIN 46247 and IEC 60760				2.8 × 0.8 mm
Contacts							
Rated impulse withstand voltage	U_{imp}	V AC	800	800	800	800	800
Rated insulation voltage	U_i	V	250	250	250	250	250
Overvoltage category/pollution degree			III/3	III/3	III/3	III/3	III/3
Rated operational voltage	U_e	V AC	24	24	24	24	24
Control circuit reliability							
At 24 V DC/5 mA	H_F	Fault probability	< 10^{-7}, < 1 fault in 10^7 operations				
At 5 V DC/1 mA	H_F	Fault probability	< 5 × 10^{-6}, < 1 fault in 5 × 10^6 operations				
Use of ISH2,8 insulated sleeve			On>24 V AC/DC recommended				On>24 V AC/DC recommended On>50 V AC or 120 V DC mandatory, also on unoccupied blade terminals
Max. short-circuit protective device							
Fuseless		Type	–	–	–	–	–
Fuse	gG/gL	A	–	–	–	–	–

			SL signal towers	
General technical data				
Standards			IEC/EN 60947, VDE 0660	
Degree of protection, IEC/EN 60529			IP54[1)]	
Climatic proofing			Damp heat, constant, to IEC 60068-2-78, cyclical, to IEC 60068-2-30	
Ambient temperature				
Open		°C	–	–
Enclosed		°C	-25/50	-25/50
Mounting position			As required	As required
Mechanical shock resistance according to IEC 60068-2-27 Shock duration 11 ms, half-sinusoidal		g	> 15	> 15
Terminal capacity				
Solid		mm^2	0.75 – 2.5	0.75 – 2.5
Stranded		mm^2	0.5 – 2.5	0.5 – 2.5
Contacts				
Rated impulse withstand voltage	U_{imp}	V AC	4000	4000
Rated insulation voltage	U_i	V	250	250
Overvoltage category/pollution degree			III/3	III/3

			Base module for SL-B-ASI signal towers
General technical data			
Connection of the AS-Interface line			Screw terminal on the printed circuit board
Addressing			Via AS-Interface line connection
Maximum total current		mA	≦250
Power supply			From AS-Interface line only
Ambient temperature		°C	-25/55
Status LEDs on the printed circuit board			Status. Output Q0/function module position 1: green Status. Output Q1/function module position 2: green Status. Output Q2/function module position 3: green AS-Interface power line: green AS-Interface error, AS-Interface master failure: red
Profile			S-9.A.E

Notes

[1)] IP65 only when using SL-IP65
IP20 with SL-A

Moeller HPL0211-2004/2005

Actuating- and indicator elements

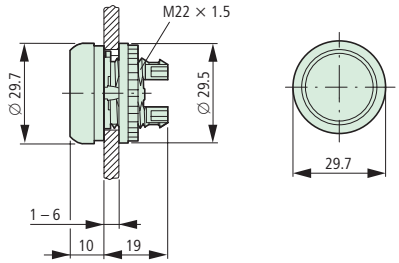

Pushbutton actuators

M22-D

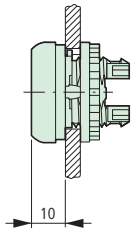

M22-DH

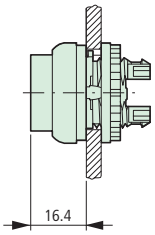

M22-DG(L)

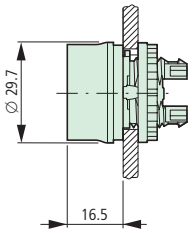

M22-DD

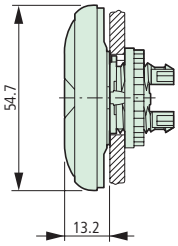

M22-D pushbuttons in base fixing

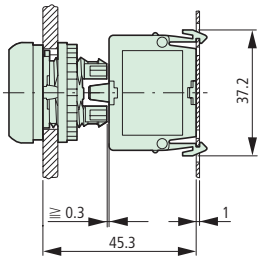

Selector switch actuators

M22-W(R)...

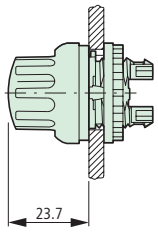

M22-W(R)K...
M22-W(R)LK...

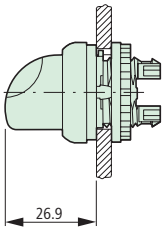

Key-operated actuators

Individual lock mechanisms

M22(S)-W(R)S-(MS...)

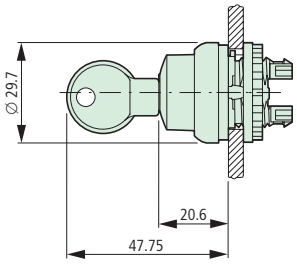

Master key systems

M22(S)-W(R)S-SA...

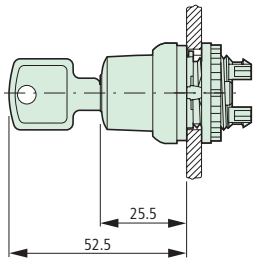

Indicator lights

M22-LH

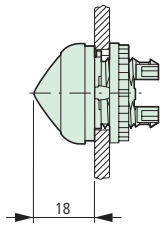

M22-L

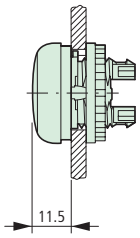

Illuminated pushbuttons

M22-DL

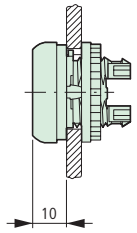

M22-DLH

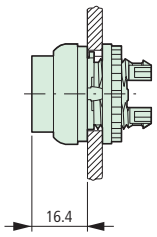

Mushroom buttons

M22-DP

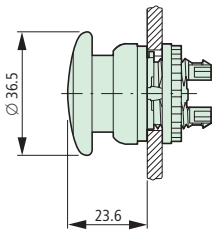

Compact indicator lights, Compact acoustic indicators

M22-LC-..., M22-AM

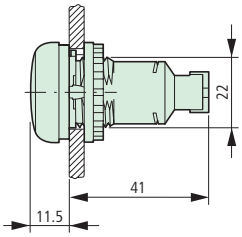

M22-LCH-...

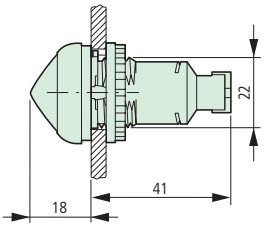

Emergency-Stop actuators

M22-PV, M22S-PV
M22-PVL, M22-PVS-...

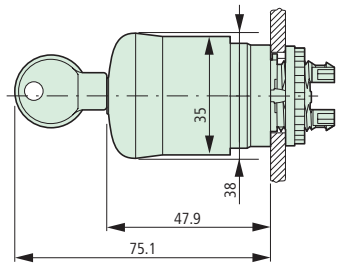

Potentiometer

M22(S)-R...K

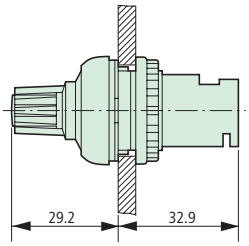

Front fixing (style: flush mounting)

Fixing adapter

M22-A

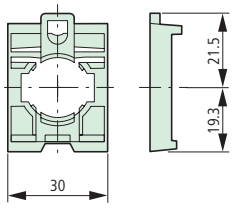

M22-A4

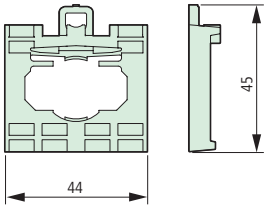

Centring adapter

M22-ZA

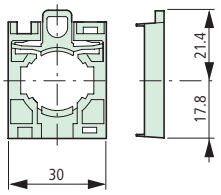

Indicator lights/illuminated pushbuttons

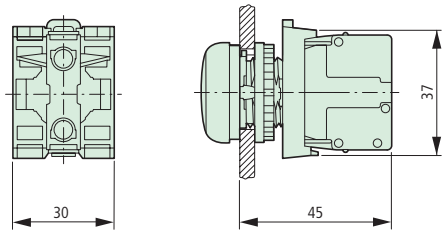

Pushbutton with M22-(C)K...
Pushbutton with M22-(C) LED... + M22-XLED...

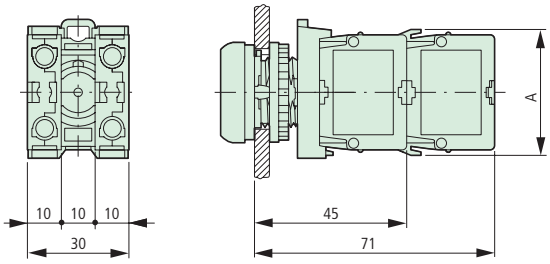

	1 × M22-K...	2 × M22-K...	1 × M22-CK...	2 × M22-CK...
A	37.2	37.2	39	39

IVS top-hat rail adapter

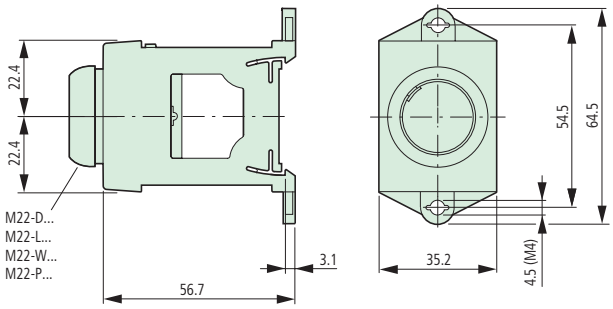

Pushbuttons, illuminated pushbuttons, indicator lights
With M22-TC telescopic clip and M22-TCV extension

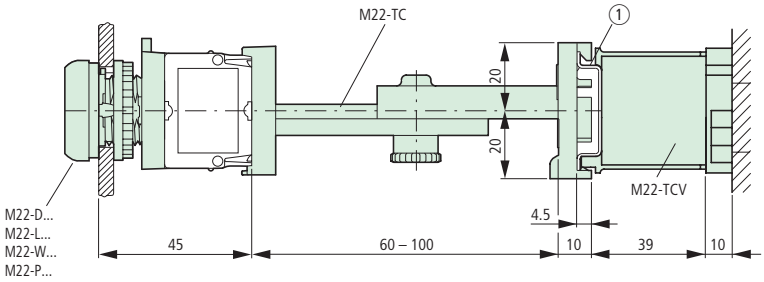

① Top-hat rail to IEC/EN 60715

Foot and palm switches

FAK...

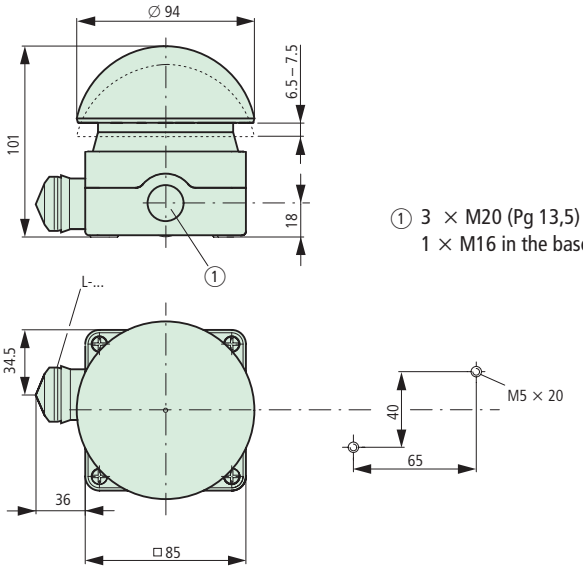

① 3 × M20 (Pg 13,5) in the sides
1 × M16 in the base

Moeller HPL0211-2004/2005

Front fixing (style: flush mounting)

Flush mounting panel
M22-E...

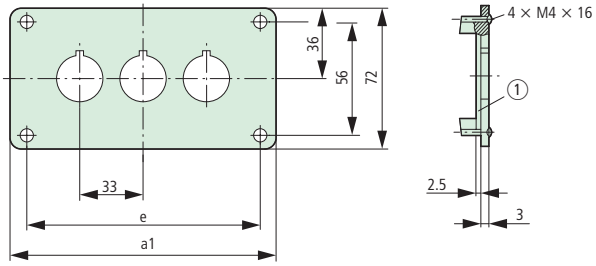

Type	a1	e
E(Y) 1	72	56
E2	105	89
E3	138	122
E4	171	155
E5	204	188
E6	237	221

Shroud
M22-H...

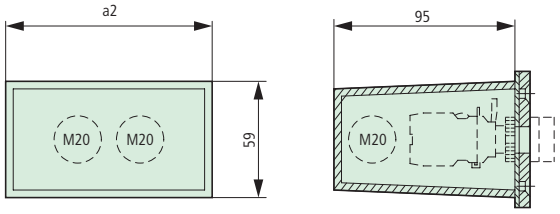

Type	a2	Cable entry	Style
H1	42	3 × M20	One-piece
H2	75	4 × M20	
H3	108	4 × M20	
H4	141	4 × M20	Split
H5	174	5 × M20	
H6	207	6 × M20	

Shroud with plaster keys
M22-UPE

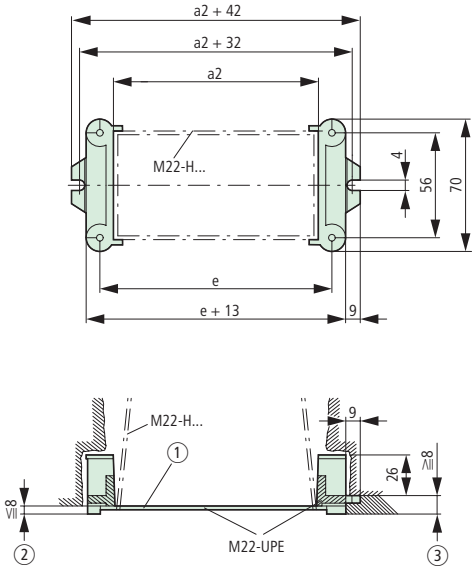

① Box for closing off when plastering
② Plaster thickness less than 8 mm
③ Plaster thickness more than 8 mm

Base fixing (style: surface mounting)

Surface mounting enclosure
M22-I...

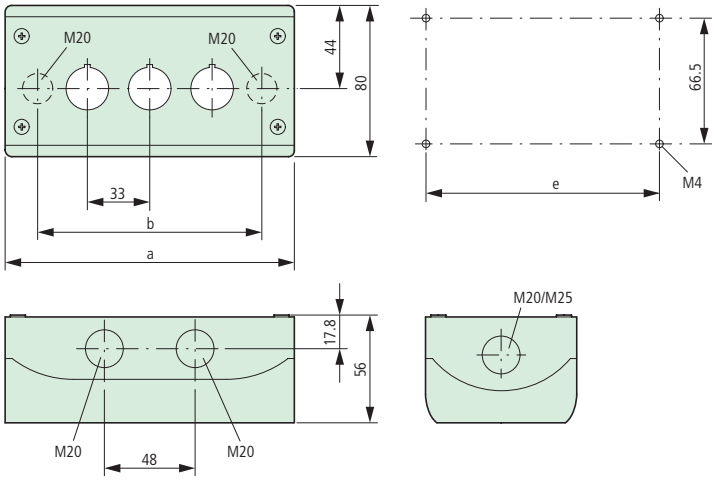

Type	Mounting	a	b	e	Cable entries		
M22-I (Y) 1	1	72	42.6	58.5	2 × M16	3 × M20	2 × M25
M22-I2	2	120	85.6	106.5	2 × M20	3 × M20	2 × M25
M22-I3	3	153	118.6	139.5	2 × M20	2 × M25	4 × M20
M22-I4	4	186	151.6	172.5	2 × M20	2 × M25	4 × M20
M22-I6	6	252	217.6	238.5	2 × M20	2 × M25	4 × M20

Combination of surface mounting enclosures
M22-XI

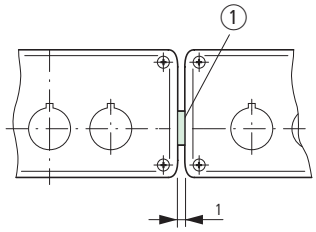

① Gasket

Surface mounting enclosure for 12 mounting locations
M22-I12

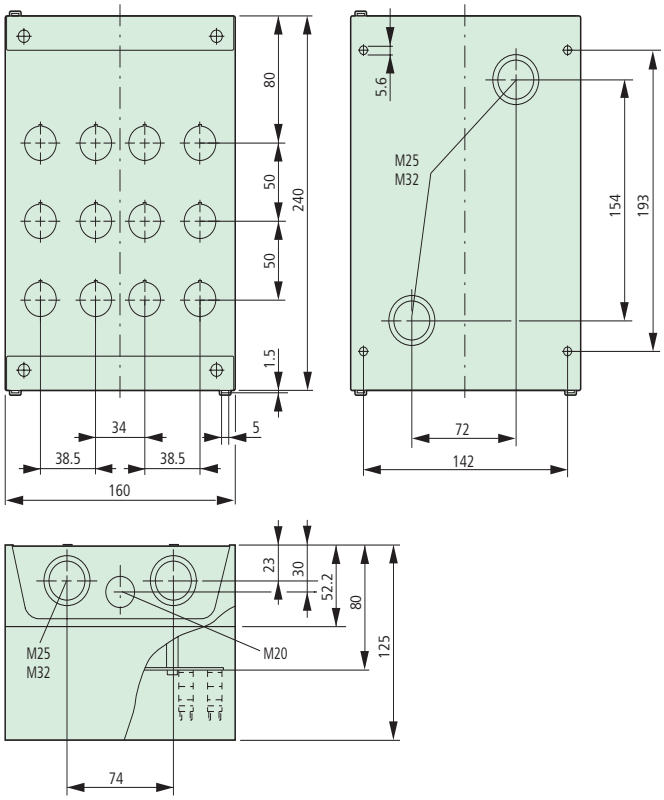

Label mounts

M22-ST

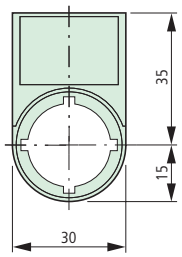

M22-STDD

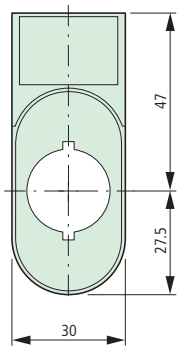

Mounting hole with lug slot

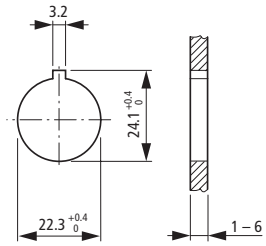

Grid dimension to IEC/EN 60947

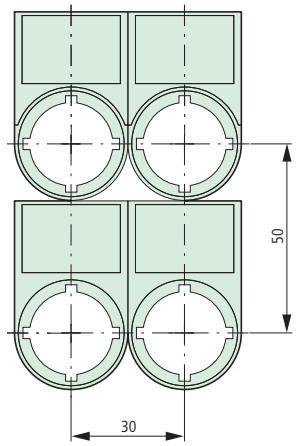

Grid dimension for various combinations

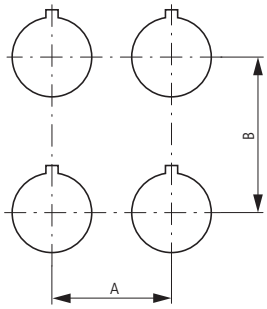

Pushbutton diaphragm
Cannot be combined with label mount

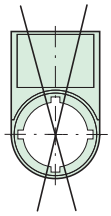

Type	A ≧ mm	B ≧ mm
M22(S)-...(IEC/EN 60947)	30	50
RMQ-Titan min.	30	40
M22-D... + M22-T-D	33	40
M22-D(R)P...	38	40
M22-PV...	38	40
M22-PV(L) + M22-PL-PV	48	56
M22-PV(L)(S...) + M22-D...	33	40
M22-DDL...	30	55
M22-DDL... + M22-T-DD	33	58
M22-ST...	30	50
M22-STDD...	30	75
M22-CK...	30	45
M22-CLED...	30	45
M22-XAK...	90	90
M22-XZK...	33	52
M22-XBK...	60	60
M22-XYK...	50	50
M22-D4	55	55
M22-WR...4	50	50
M22-W...J4	50	50

Grid dimension for M22-DD...

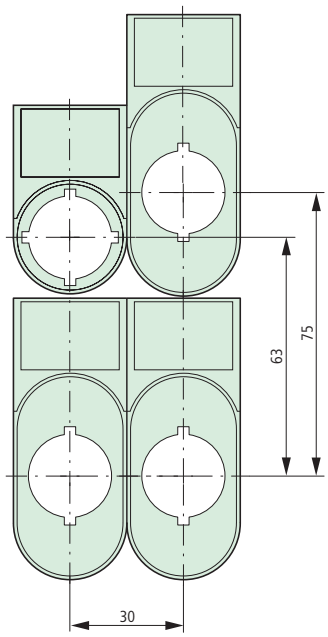

Grid dimension for
M22-DDL pushbutton diaphragm
M22-T-DD

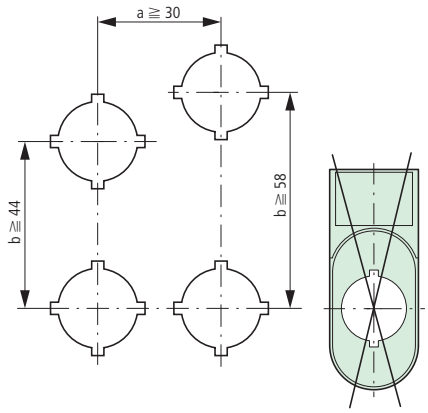

Pushbutton diaphragm
Cannot be combined with label mount

Moeller HPL0211-2004/2005

Emergency-Stop sealable shroud

M22-PL-PV

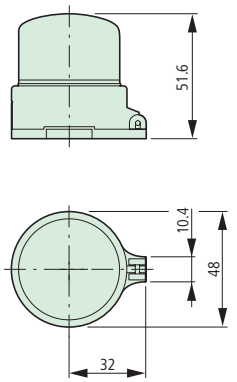

Blanking plug

M22-B

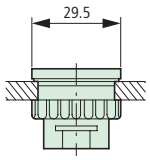

Pushbutton diaphragm

M22-T-D

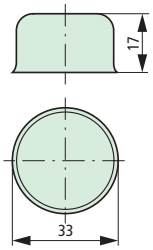

Pushbutton diaphragm

M22-T-DD

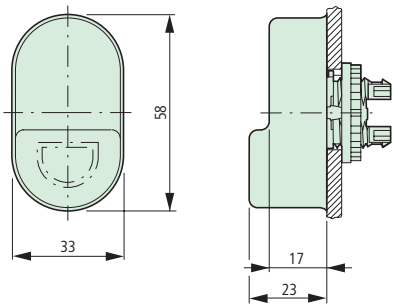

Guard ring

M22-XGWK

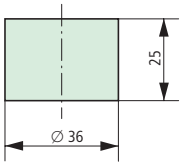

M22-XGPV

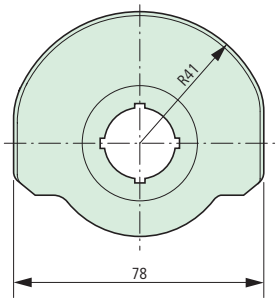

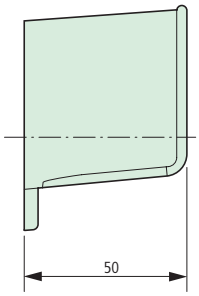

Protective membrane

M22-XWS

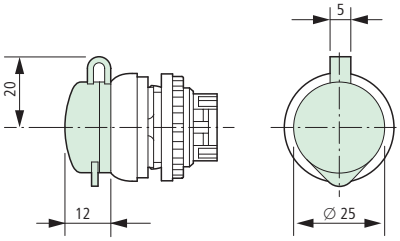

Emergency-Stop label

M22-XAK

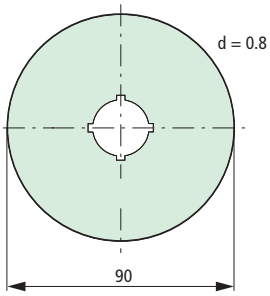

M22-XZK...

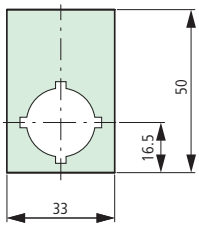

M22-XBK...

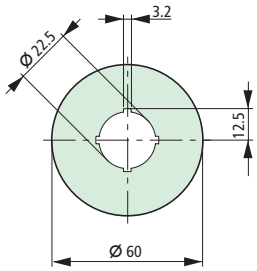

M22-XYK...

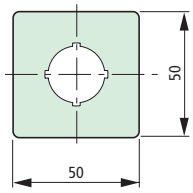

Joystick

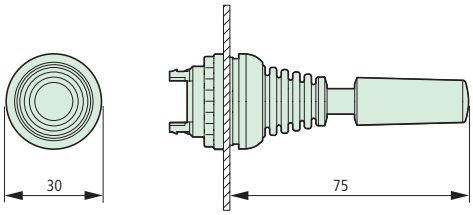

4-way pushbutton

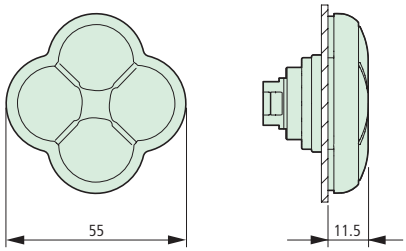

Actuating- and indicator elements

Square style

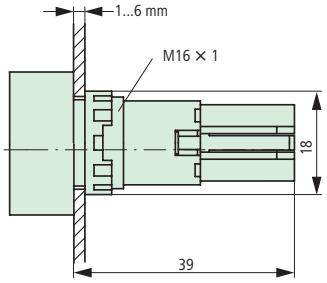

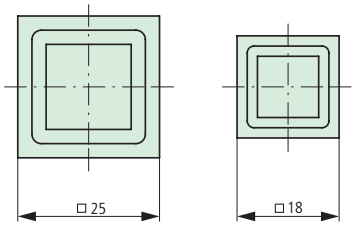

Q...BS

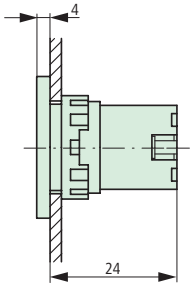

Q...D-...
Q...DR-...

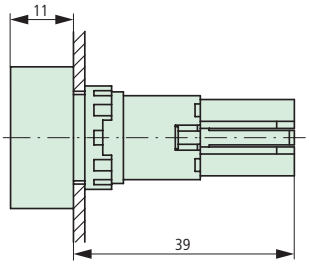

Q...S...

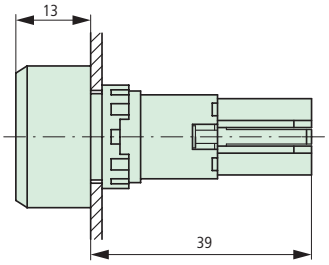

Q...WK...

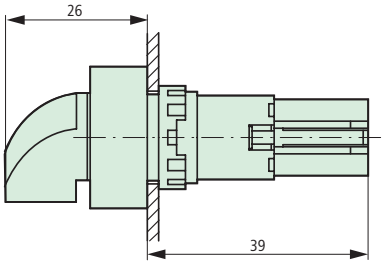

Q...LT-...
Q...LTR-...
Q...LF-...

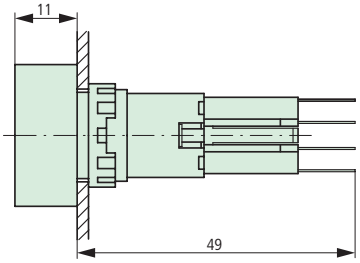

Q...LH-...

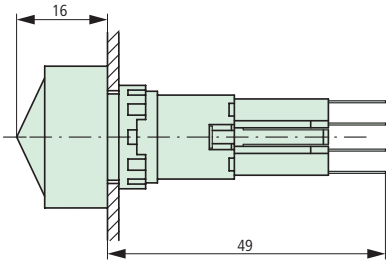

Q...LWK-...

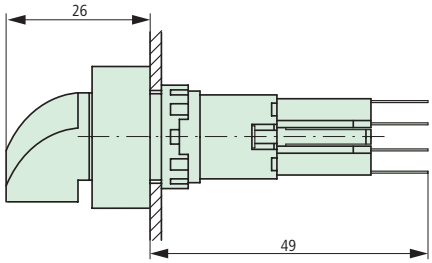

Q25PV
Q25LPV

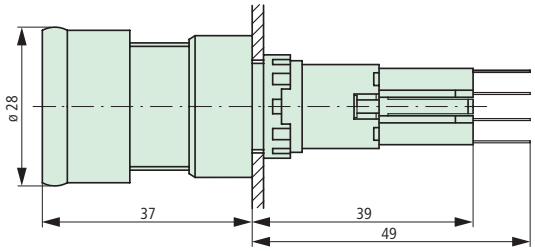

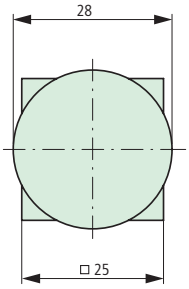

Moeller HPL0211-2004/2005

Front fixing

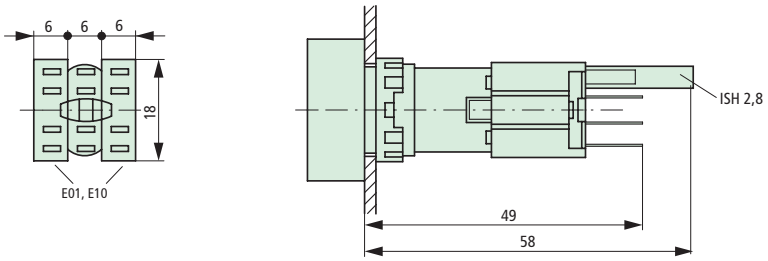

Drilling dimensions

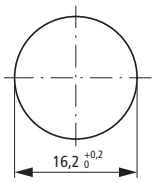

Grid dimension to IEC/EN 60 947 Q25...

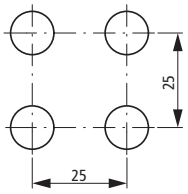

Minimum grid dimension Q18...

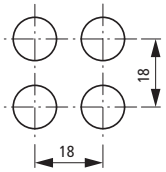

Mounting distance

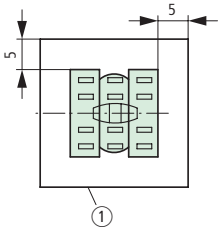

① Exposed conductive part (metal)

Flush mounting panel

E8/E8-SW

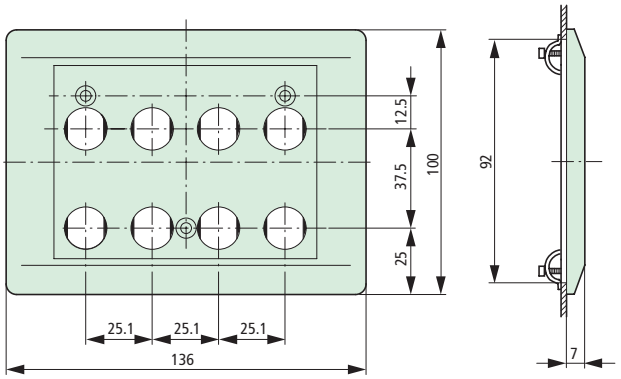

Cutout dimension: 92 × 94 mm

Screw adapter

SRA...

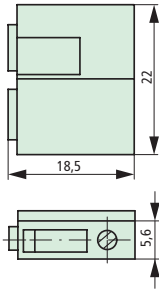

Anti-rotation feature

VS

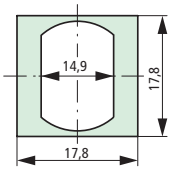

Customised complete units

M16-COMBINATION-(*)

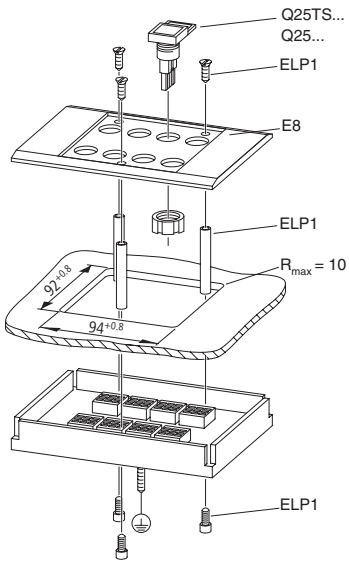

Surface mounting enclosure

I8

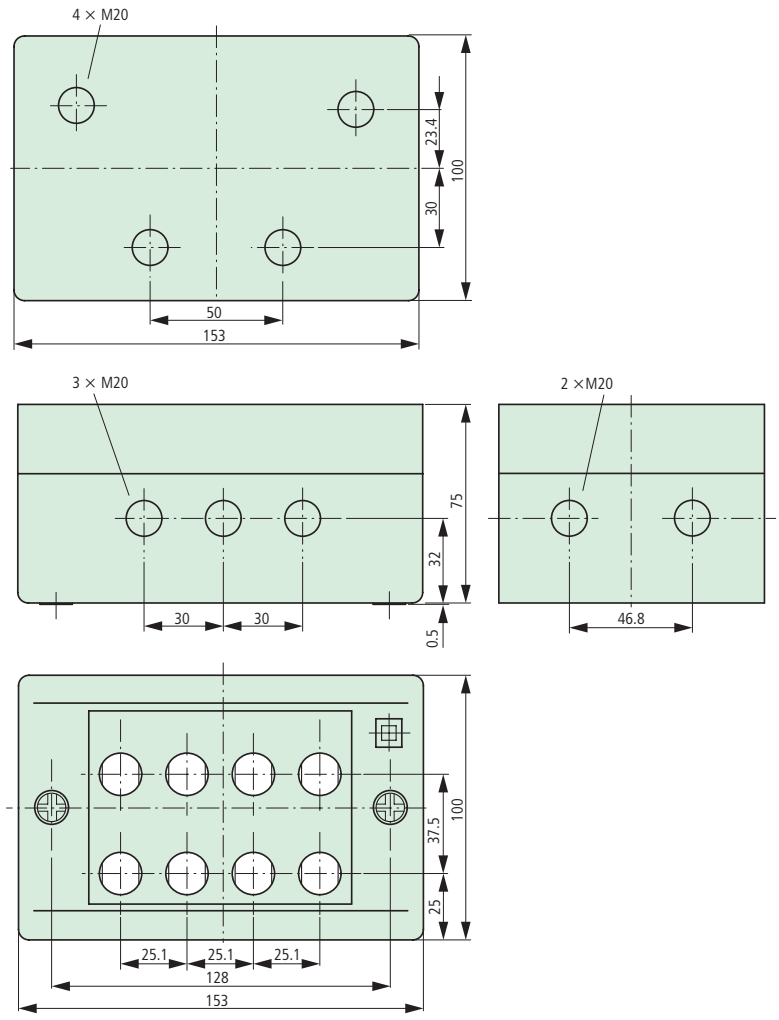

Fixing holes: 2 × ∅ 4.5 mm
Distance: 128 mm

PCB adapter

PRA16

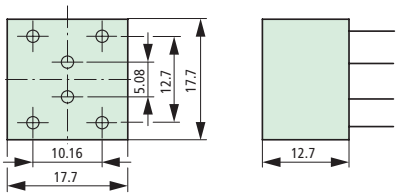

Cross-section of solder: 0.6 × 0.6 mm

Label mount

Q25TS-...

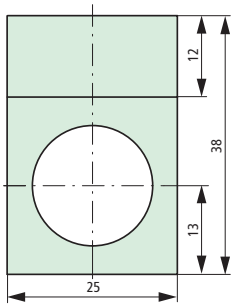

Blanking plate

Q25AS

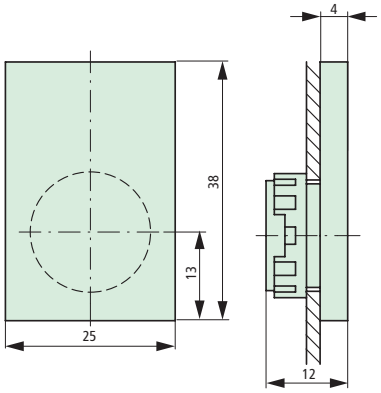

Moelle HPL0211-2004/2005

SL-100-... complete units

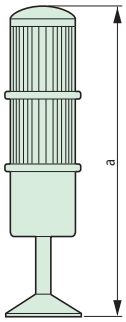

Quantity of modules	a
1	227
2	289
3	351
4	413
5	475

SL-F... stand
With tube

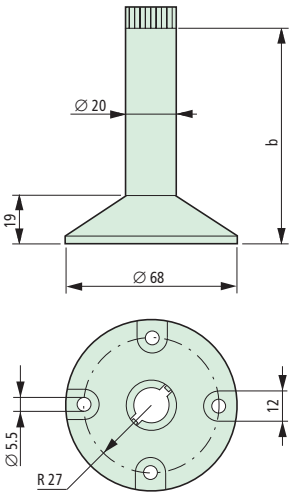

	b
SL-F100	85
SL-F250	235
SL-F400	402
SL-F800	802

Modules **SL-L-..., SL-FL...**
SL-BL..., SL-A...

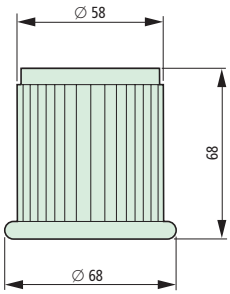

SL-(C)B... base module
With cap

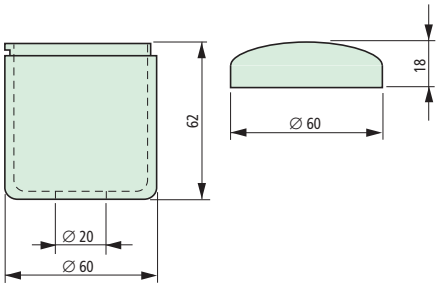

SL-FW fixing bracket

