Lovato electric

ENERGY AND AUTOMATION

# LPXC... CONTACT ELEMENTS DATASHEET



| Order code | Description |
|---|---|
| | |
| **LPX AU120** | Mounting adapter |

**Rear view**
(reference for element installation)

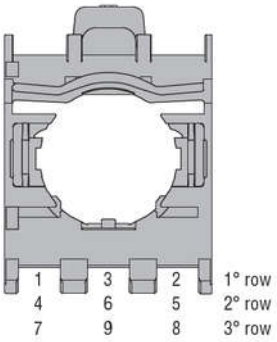




| Order code | Function |
|---|---|
| | |
| Screw termination.<br>Without mounting adapter. | |
| **LPX C10❶** | .3 .4 NO❶ |
| **LPX C10A** | .7 .8 EM❷ |
| **LPX C01** ⊖ | .1 ⊖ .2 NC❸ |



| | |
|---|---|
| Screw termination. Without mounting adap<br>Auto-monitor contact elements for non-illu<br>mushroom-head pushbuttons. | |
| **LPX C01SM❶** ⊖ | ⊖ .3 .1 .4 .2 1NC❶❸ |
| **LPX C02SM❶** ⊖ | ⊖ ⊖ .3 .1 .1 .4 .2 .2 2NC❶❸ |



**Stroke of contact elements**

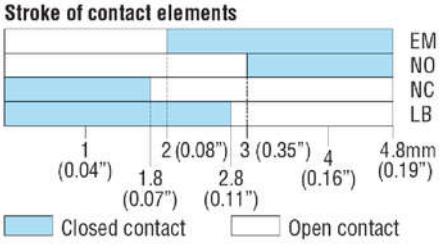


**Operational characteristics**
- Any mounting position allowed.
- All LPX C... types snap onto LPX AU120 mounting adapter:
  - See the combinations given under "Contact elements" in the right-hand column for each type of pushbutton and selector switch.
  - A maximum of 3 contacts or 2 contacts and 1 LED element (LPX L... mounted in the middle position) can be fixed internally on the cover surface of LPZ control stations.
- A maximum of 2 LPX C...SM contacts can be installed on LPX AU120 adapter exclusively on non-illuminated mushroom-head latch actuators:
  - In pos. 1-3 (on the left side only of LPX AU120; refer to REAR VIEW drawing), one only LPX C01SM or LPX C02SM element can be fitted.
  - One extra LPX...SM can be installed in pos. 4-6 (stacked behind the LPX...SM on the LPX AU120)
  - With LPX C01SM, a maximum of two contacts LPX C0... or LPX C1... can be fitted on the right side in LPX AU120 pos. 2 and 5, one behind the other.
  - On the internal surface of LPZ control station covers, one only LPX C01SM or LPX C02SM contact can be mounted on LPX AU120 pos. 1 (on the left).
    With LPX C01SM, one extra element LPX C0... or LPX C1... can be fitted on the right (LPX AU120 pos. 2).
  - No LED element can be used with LPX C...SM types.
- Maximum tightening torque for screw terminals: 1Nm/0.74lbft
- Ambient conditions:
  - Operating temperature: -25...+70°C
  - Storage temperature: -40...+85°C
- Degree of protection:
  - IP20 for screw termination
  - IP00 for Faston termination.

**General characteristics of contact elements**
Wiping effect, dual scraping-oscillating action
IEC rated insulation voltage: 690V
IEC rated thermal current Ith: 10A
Conductivity: 5V 1mA
UL/CSA and IEC/EN 60947-5-1 designation: A600 Q600.

IEC/EN operational characteristics in AC15 category:

| [V] | 12 | 24 | 48 | 120 | 240 | 400 | 480 | 500 | 600 |
|---|---|---|---|---|---|---|---|---|---|
| [A] | 6 | 6 | 6 | 6 | 6 | 3 | 1.5 | 1.4 | 1.2 |

IEC/EN operational characteristics in DC13 category:

| [V] | 12 | 24 | 48 | 125 | 250 | 440 | 500 | 600 |
|---|---|---|---|---|---|---|---|---|
| [A] | 3 | 3 | 1.5 | 0.55 | 0.27 | 0.15 | 0.13 | 0.1 |

Short-circuit protection fuse: max calibre: 10A gG/SC.
Contact resistance: ≤20mΩ.
Terminals: Clamp screw with washer.

**Maximum conductor cross section for screw terminals**
1 or 2 2.5mm² or AWG14 cables.

**Mechanical and electrical endurance**
Operating force: ≤0.5kg/1.1lb (auxiliary contacts).
Electrical life: 1,000,000 cycles for LPXC10/01/E10/01, LPX C01SM/02SM, LPXCF10/01; 600,000 cycles for LPXC10A/01D.

**Certifications and compliance**
Certifications obtained: UL Listed for USA and Canada, (cULus - File E93601), as Auxiliary Devices; EAC, CCC, RINA.
Compliant with standard: IEC/EN 60947-1, IEC/EN 60947-5-1, UL508, CSA C22.2 n° 14.