8000 series

Momentary or alternate action pushbutton switches

Distinctive features and specifications

UG1006-A



- **Bushing Ø 6,35 (1/4) and Ø 11,9 (15/32)**
- **UL approved**

B

ELECTRICAL SPECIFICATIONS

- Max. current/voltage rating with resistive load :
  - silver contacts : 3A 250VAC - 6A 125VAC - 4A 30VDC
  - gold plated contacts : 0,4VA max. 20VAC or DC
- Initial contact resistance : 10 mΩ max.
- Insulation resistance : 1.000 MΩ min. at 500VDC
- Dielectric strength :
  1.000 Vrms 50 Hz min. between terminals
  2.000 Vrms 50 Hz min. between terminals and frame
- Electrical life : 30.000 cycles at full load

MATERIALS

- Case : diallylphthalate (DAP)
- Actuator : brass, nickel plated
- Bushing : brass, nickel plated
- Housing : stainless steel
- Contacts
  A : silver
  AD : silver, gold plated
  CD : brass, gold plated
- Terminal seal : epoxy

GENERAL SPECIFICATIONS

- Torque : 1,25 Nm (.922 Ft.lb) max. applied to nut
- Total travel : 2,70 mm (.106)
- Operating temperature : -40°C to +85°C

AGENCY APPROVAL

Availability : consult factory for details of approved models.

Marking : to order switches marked UL, complete appropriate box of ordering format.

8000 series

Momentary or alternate action pushbutton switches

Overview

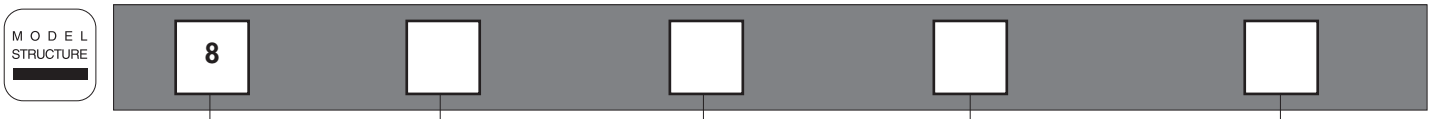

SERIES

Terminals and bushings

- **4** Straight PC or right angle terminals
- **6** Solder lug terminals

All models with Ø 6,35 (1/4) or Ø 11,9 (15/32) threaded bushing.

Number of poles

- **3** Single pole
- **4** Double pole

Electrical functions

- **2** ON - MOM
- **6** ON - ON

Terminals

- **Blank** Solder lugs or straight PC depending on model
- **W** Right angle

B



Order separately.

Contact materials

- **A** Silver
- **AD** Silver, gold plated
- **CD** Brass, gold plated

Sealing

- **Blank** No sealing
- **B** Epoxy sealed terminals
- **K** Front panel sealing by O-ring and sealing washer

Plungers

For bushing Ø 6,35 (1/4)
- **Blank** Height 6,3 (.248)
- **-9** Height 8,8 (.346)

For bushing Ø 11,9 (15/32)
- **Blank** Height 8,6 (.338)
- **-6** Height 7 (.275)

Special options

- **X718** Bushing Ø 11,9 (15/32)
- **X934** Flatted bushing Ø 11,9 (15/32) + front panel sealing

Other, see following pages.

Approval

UL
Availability : Consult factory for details of approved models.

Caps

- **U900** Ø 5 (.196)
- **U1140** Ø 8 (.314)
- **U1720** Ø 9,4 (.370)
- **U480** Ø 10 (.393) Standard
- **U630** Ø 15 (.590)
- **U2430** Square Height 4 (.157)
- **U2020** Square Height 6 (.236)

ABOUT THIS SERIES
On the following pages, you will find successively :
- model structure of switches
- options in the same order as in above chart

Dimensions : first dimensions are in mm while inches are shown as bracketted numbers.

Sealing boots are available to protect the switches against dust and water. They are presented in section H.

Mounting accessories : standard hardware supplied with all models : 2 hex nuts 8 mm (.314) across flats, 1 locking ring and 1 lockwasher.
Standard and special hardware available are presented in section I.

Packaging unit : 50 pieces, except 8000W (25 pieces).

MODEL STRUCTURE

8000 series

Momentary or alternate action pushbutton switches

Threaded bushing Ø 6,35 (1/4)

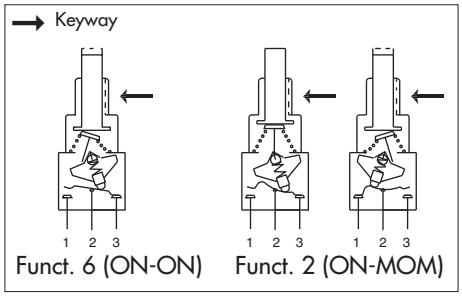

- Solder lug, straight PC or right angle terminals
- 1 and 2 pole configurations
- Button returns in upper position after actuation.

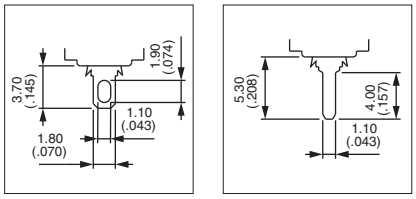

MODEL STRUCTURE

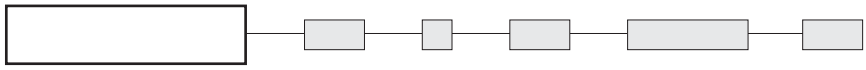

Shown with standard plunger

B

Solder lug terminals : 8600





	2-3	1-2
Single pole		
8632	ON	MOM
8636	ON	ON
	2-3	1-2
	5-6	4-5
Double pole		
8642	ON	MOM
8646	ON	ON

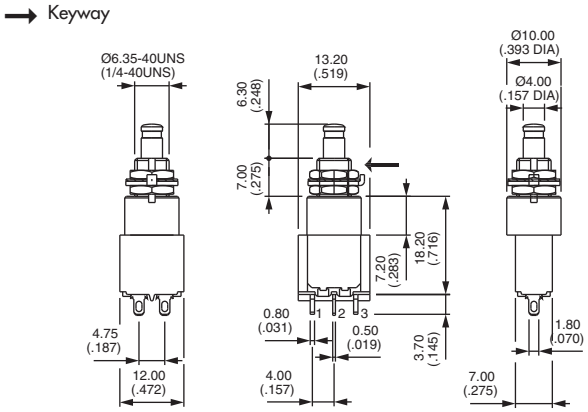

Straight PC terminals : 8400





	2-3	1-2
Single pole		
8432	ON	MOM
8436	ON	ON
	2-3	1-2
	5-6	4-5
Double pole		
8442	ON	MOM
8446	ON	ON

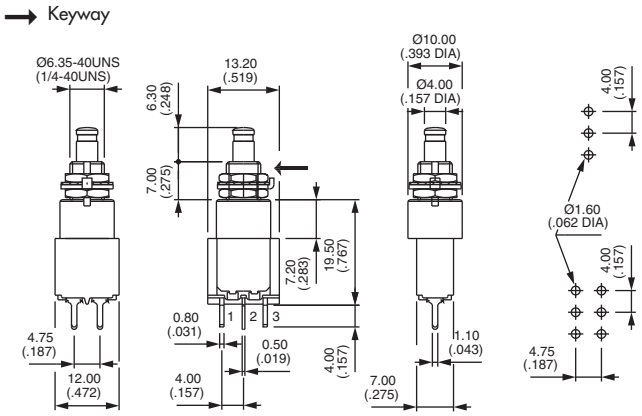

Right angle terminals - horizontal : 8400W





	2-3	1-2
Single pole		
8432W	ON	MOM
8436W	ON	ON
	2-3	1-2
	5-6	4-5
Double pole		
8442W	ON	MOM
8446W	ON	ON

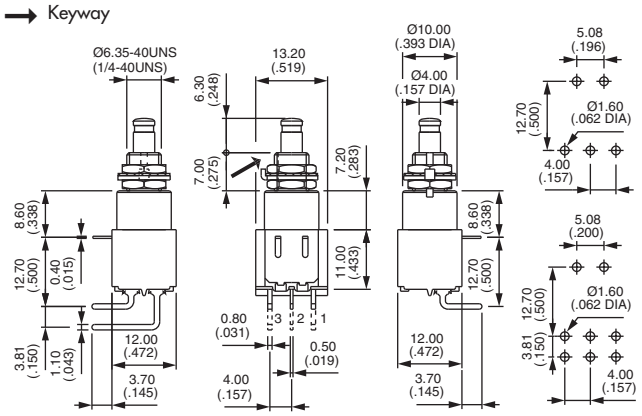

PANEL CUT-OUT

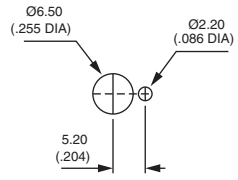

Standard

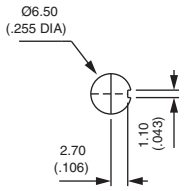

With **K** sealing option

CONTACT MATERIALS



A Silver
AD Silver, gold plated
CD Brass, gold plated

SEALING



Blank No sealing

B Epoxy sealed terminals



K Front panel sealing by one O-ring and sealing washer. Protects the switch against water and dust.
Panel seal withstands 1 bar pressure and remains sealed even when switch is operated.

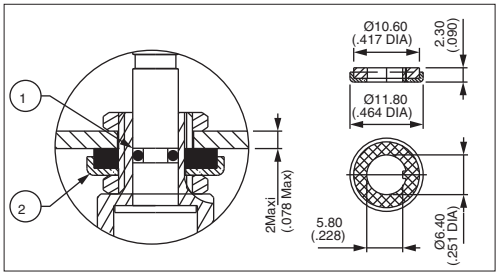

① O-ring
② Sealing washer

KB Combined sealings

Sealing boot : see section H.

PLUNGERS

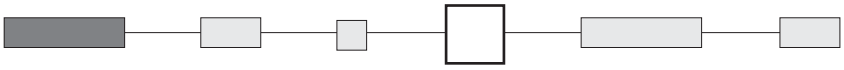

For Ø 6,35 (1/4) bushing

Dash compulsory before plunger code.

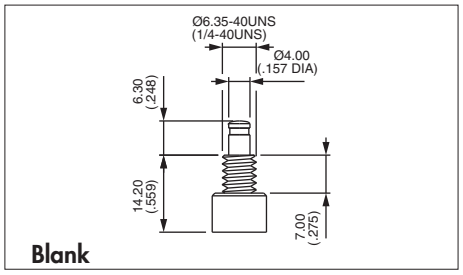

Blank
Standard

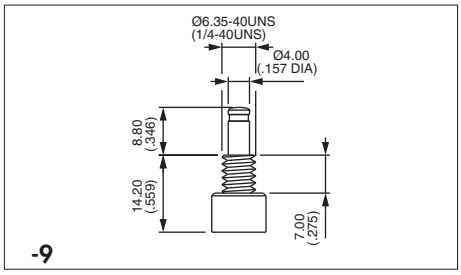

-9

For Ø 11,9 (15/32) bushing (X718 models)

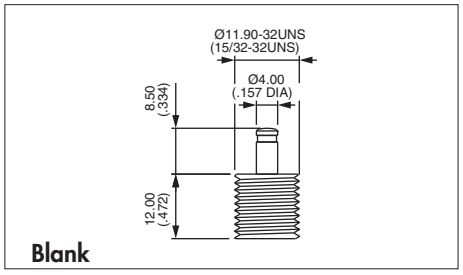

Blank

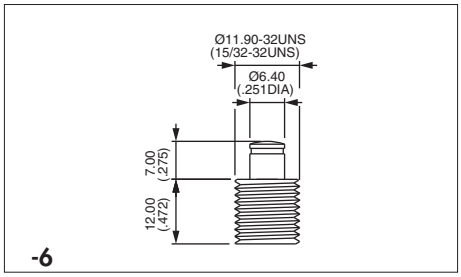

-6

SPECIAL OPTIONS

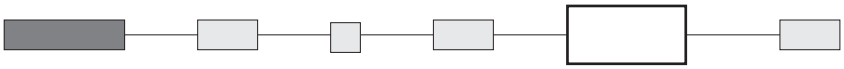

X601 **Silver plated brass contacts**
Current/voltage rating for an electrical life of 20.000 cycles :
0,2A 250VAC - 0,4A 125VAC - 0,5A 30VDC.
Minimum quantity : 5.000 pieces per model and shipment.

→ Keyway or flat

X718 **Bushing Ø 11,9 (15/32)**
For all basic models (solder lug straight PC or right angle terminals)
Available with plungers 13 and 6.
K sealing option available.

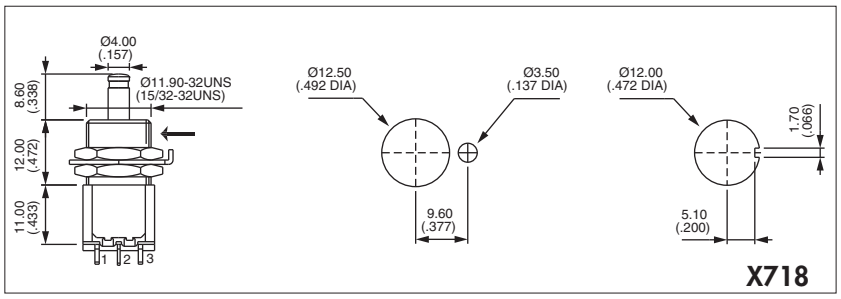

X748 Snap-in mounting. Consult factory
Panel cut-out 15 x 12,5 (.59 x .492)

X934 Flatted bushing Ø 11,9 (15/32) + sealing by two O-rings (for plunger -6 only)

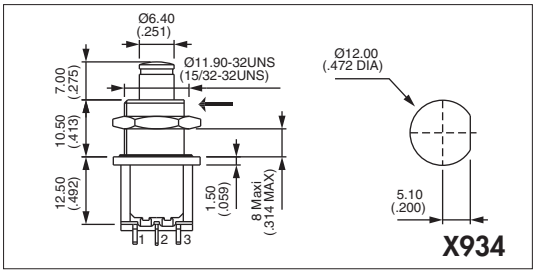

8000 series

Momentary or alternate action pushbutton switches

OPTIONS

APPROVAL

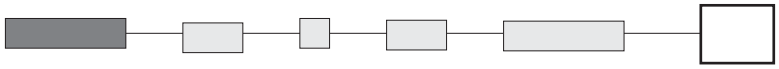

UL

Availability : consult factory for details of approved models.
Marking : to order switches marked UL, complete above box with "UL".

CAPS

Order separately.

B

The caps below are for Ø 4 mm plungers (-13 and -9), except U2600.

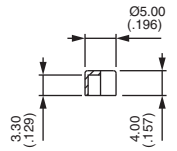

U900

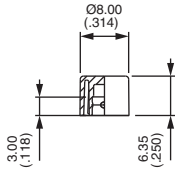

U1140

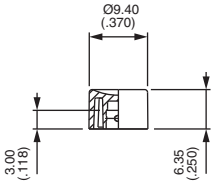

U1720

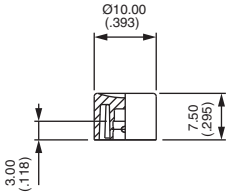

U480
Standard

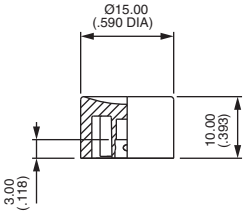

U630

Cap colours

Replace last "0" by number

1	blue	**5**	yellow
1/4	dark blue	**6**	red
2	black	**7**	ivory
3	green	**7/1**	white
4	grey	**9**	orange

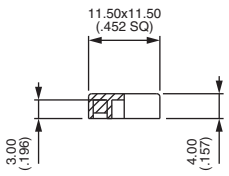

U2430
Square

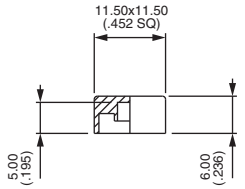

U2020
Square

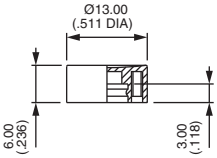

U2600
For large plunger -6 only.

DRESS NUTS

Chrome plated. Order separately.

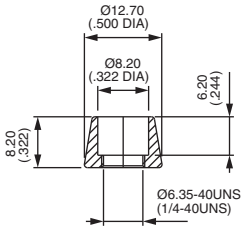

U1636
For cap U1140

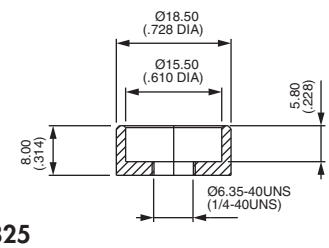

U825
For cap U630

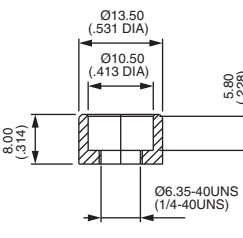

U840
For cap U480