PRODUCT-DETAILS

OS63GB03P

OS63GB03P SWITCH FUSE



General Information

Extended Product Type	OS63GB03P
Product ID	1SCA115235R1001
EAN	6417019476605
Catalog Description	OS63GB03P SWITCH FUSE
Long Description	Switch Fuses,Front Operated,3-pole,03 (Left Side),British Standard,A2-A3,Handle and shaft included,

Circular Value

Conflict Minerals Reporting Template (CMRT)	9AKK108467A5658
REACH Declaration	1SCC011021D0201
RoHS Information	1SCC011020D0201
SCIP	276c6185-c1ee-47bd-9b1e-75a8c97d6cd2 Finland (FI)

Ordering

Minimum Order Quantity	1 piece
Customs Tariff Number	85365080
Country of Origin	Finland (FI)

© 2023 ABB. All rights reserved.

Popular Downloads

Data Sheet, Technical Information	1SCC311013C0201
Instructions and Manuals	1SCC311036M0212

Dimensions

Product Net Width	112 mm
Product Net Height	125 mm
Product Net Depth / Length	109 mm
Product Net Weight	1.18 kg 2.6 lb

Technical

Rated Operational Current AC-21A (I_e)	(500 V) 63 A (690 V) 63 A
Rated Operational Current AC-22A (I_e)	(500 V) 63 A (690 V) 63 A
Rated Operational Current AC-23A (I_e)	(500 V) 63 A (690 V) 63 A
Rated Operational Power AC-23A (P_e)	(220 ... 240 V) 18.5 kW (400 V) 30 kW (415 V) 30 kW (500 V) 37 kW (690 V) 55 kW
Conventional Free-air Thermal Current (I_{th})	Θ = 40 °C 63 A
Conventional Thermal Current (I_{the})	Fully Enclosed 63 A
Rated Impulse Withstand Voltage (U_{imp})	12 kV
Rated Insulation Voltage (U_i)	1000 V
Rated Operational Voltage	Main Circuit 690 V AC
Rated Short-time Withstand Current Low Voltage (I_{cw})	for 1 s 2.5 kiloampere rms
Rated Conditional Short-Circuit Current (I_{nc})	(690 V) 80 kA
Power Loss	at Rated Operating Conditions per Pole 7.5 W
Pollution Degree	3
Handle Type	Pistol handle and shaft included
Switches Operating Mechanism	03 (Left Side)
Position of Line Terminals	Top In - Bottom Out, Bottom In - Top Out
Fuse Size	A2-A3
Fuse System	British Standard
Operating Mode	Front Operated
Standards	IEC 60947-3
Mounting Type	Base mounting
Number of Poles	3
Cable Cross-Section	2.5 ... 25 mm²
Terminal Type	Screw Terminals

© 2023 ABB. All rights reserved.

Tightening Torque	3 N·m 4 N·m
Rated Current (I_n)	Main Circuit 63 A

Technical UL/CSA

Tightening Torque	3 N·m 4 N·m

Environmental

RoHS Status	Following EU Directive 2011/65/EU and Amendment 2015/863 July 22, 2019

Certificates and Declarations (Document Number)

CCC Certificate	CCC OS32-63G_ 2016.pdf
Declaration of Conformity - CE	1SCC311136D2703
DNV GL Certificate	1SCC311125D0203
EAC Certificate	EAC OT_OTDC_OTL_OTP_OTR_OTU_OTE_OETL_OESA_OESC_OTM_OS_OSM_.pdf
Instructions and Manuals	1SCC311036M0212
REACH Declaration	1SCC011021D0201
RoHS Information	1SCC011020D0201

Container Information

Package Level 1 Units	box 1 piece
Package Level 1 Width	170 mm 6.7 in
Package Level 1 Depth / Length	190 mm 7.5 in
Package Level 1 Height	145 mm 5.7 in
Package Level 1 Gross Weight	1.3 kg 2.9 lb
Package Level 1 EAN	6417019476605

Classifications

Object Classification Code	Q
ETIM 4	EC001040 - Fuse switch disconnector
ETIM 5	EC001040 - Fuse switch disconnector
ETIM 6	EC001040 - Fuse switch disconnector
ETIM 7	EC001040 - Fuse switch disconnector
ETIM 8	EC001040 - Fuse switch disconnector
ETIM 9	EC001040 - Fuse switch disconnector
eClass	V11.1 : 27371401
WEEE Category	5. Small Equipment (No External Dimension More Than 50 cm)

© 2023 ABB. All rights reserved.

Categories

Low Voltage Products and Systems → Switches → Switch Fuses






© 2023 ABB. All rights reserved.