- **Port size: 1/4” or 3/8” (ISO G/PTF)**
- **Excelon design allows in-line installation or modular installation with other Excelon products**
- **T72B 2/2 shut-off valves no exhaust**
- **T72T 3/2 shut-off valves with M5 tapped exhaust**
- **T72E 3/2 USA OSHA lockout valves**
- **Valves can be locked in closed position only**
- **Threaded ports on inlet and outlet**



Technical features

Medium:
Compressed air only
Maximum operating pressure:
17 bar (250 psi)
Port size:
G1/4, G3/8, 1/4 PTF, 3/8 PTF

Exhaust port:
M5 (T72T only)
CV factor:
4,0 from IN to OUT ports:
0,2 from OUT to Exhaust ports on 3/2 valves

Ambient/Media temperature:
-34° ... +65°C (-30° ... +149°F)
Air supply must be dry enough to avoid ice formation at temperatures below +2°C (+35°F).

Materials:
Body: zinc
Slide: Acetal
Elastomers: NBR

Technical data - standard models

Symbol	Port size	Function	Size	Weight (kg)	Model
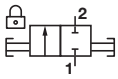	G1/4	2/2	Basic	0,36	T72B-2GA-P1N
	G3/8	2/2	—	0,36	T72B-3GA-P1N
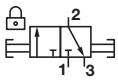	G1/4	3/2	Basic	0,39	T72T-2GA-P1N
	G3/8	3/2	—	0,39	T72T-3GA-P1N

Option selector

T72★-★★A-P1N

Version	Substitute
2/2; black actuator	B
3/2; yellow actuator (OSHA)	E
3/2; red actuator	T
Port size	**Substitute**
1/4”	2
3/8”	3

Thread form	Substitute
PTF	A
ISO G parallel	G

Our policy is one of continued research and development. We therefore reserve the right to amend, without notice, the specifications given in this document. (1998 - 8036d) © 2015 Norgren Inc.

Accessories

Quikclamp®	Quikclamp with wall bracket®	Quikmount pipe adaptor *1)	Porting block with three alternative 1/4" ports	Silencer
				
4214-51	4214-52	G1/4: 4215-08	G1/4: 4216-52	M5: T40M0500
		G3/8: 4215-09	1/4 PTF: 4216-50	
		1/4 PTF: 4215-02		
		3/8 PTF: 4215-03		

*1) Please use a Quikmount pipe adaptor if the Quikclamp be mounted at inlet or outlet side.

Pressure switch

Porting block for pressure switch	Pressure switch (0,5 ... 8 bar)
	
0523109000000000	0881300000000000

Padlock

Padlock (brass) with two keys *1)

0613633000000000

*1) for shut-off valves

Drawing

Dimensions in mm
Projection/First angle

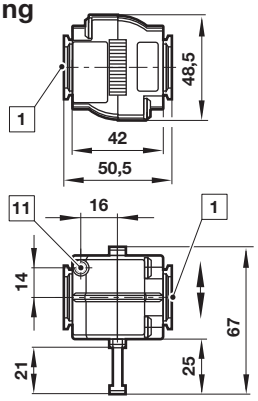

1 Main ports 1/4" or 3/8" ISO G/PTF
11 Exhaust port M5 at T72T only

Accessories

Quikclamp®

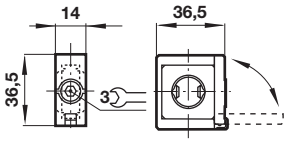

Quikclamp® with wall bracket

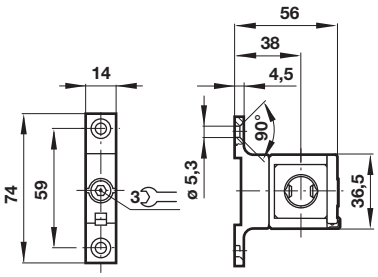

Porting block

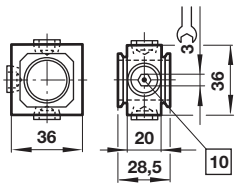

10 Ports (G1/4 or 1/4 NPT) plugged

Pipe adapter

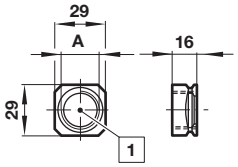

1 Main ports 1/4" or 3/8" ISO G/PTF

Porting block for pressure switch

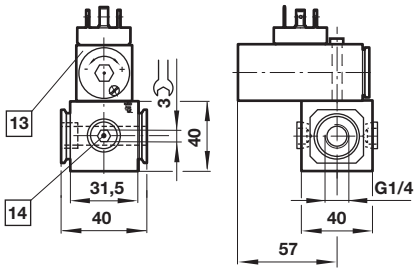

13 Pressure switch is not in scope of delivery
14 Alternative G1/4 ports plugged

Silencer

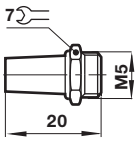

Warning

These products are intended for use in industrial compressed air systems only. Do not use these products where pressures and temperatures can exceed those listed under **»Technical features/data«**.
Before using these products with fluids other than those specified, for non-industrial applications, life-support systems or other applications not within published specifications, consult IMI Precision Engineering, Norgren Inc.
Through misuse, age, or malfunction, components used in fluid power systems can fail in various modes.

The system designer is warned to consider the failure modes of all component parts used in fluid power systems and to provide adequate safeguards to prevent personal injury or damage to equipment in the event of such failure.
System designers must provide a warning to end users in the system instructional manual if protection against a failure mode cannot be adequately provided.
System designers and end users are cautioned to review specific warnings found in instruction sheets packed and shipped with these products.

Our policy is one of continued research and development. We therefore reserve the right to amend, without notice, the specifications given in this document. (1998 - 8036d) © 2015 Norgren Inc.