Surface Mount Fuse, 3.2 x 1.6 mm, Super-Quick-Acting FF, 32 VAC, 63 VDC



UL 248-14 · 32 VAC · 63 VDC · Super-Quick-Acting FF

Description
- UL characteristic
- Low melting I²t-values, fast interruption

Standards
- UL 248-14
- CSA C22.2 no. 248.14

Approvals
- UL File Number: E41599

Applications
- Secondary Protection DC and AC
- Circuits without inrush
- Semiconductor Protection

References
General Product Information
Time-Current Curves see last page
Packaging Details

Weblinks
Approvals, RoHS, CHINA-RoHS, e-Store, SCHURTER-Stock-Check, Distributor-Stock-Check

Technical Data

Rated Voltage	32 VAC, 63 VDC
Rated Current	0.375 - 4 A
Breaking Capacity	50 A
Characteristic	Super-Quick-Acting FF
Mounting	PCB,SMT
Admissible Ambient Air Temp.	-55 °C to 90 °C
Climatic Category	55/090/21 acc. to IEC 60068-1
Material: Housing	Epoxyd Glass, UL 94V-0
Material: Terminals	Tin-Plated Copper
Unit Weight	0.006 g
Storage Conditions	0 °C to 60 °C, max. 70% r.h.
Product Marking	Letter (see variants)

Soldering Methods	Reflow
Solderability	245 °C / 3 sec acc. to IEC 60068-2-58, Test Td
Resistance to Soldering Heat	260 +0/-5 °C / 30 sec acc. to IPC/JEDEC J-STD-020D, Level 1
Moisture Resistance Test	MIL-STD-202, Method 106E (50 cycles in a temp./mister chamber)
Terminal Strength	MIL-STD-202, Method 211A (Deflection of board 1 mm for 1 minute)
Case Resistance	acc. to EIA/IS-722, Test 4.7 >100 MΩ (between leeds and body)
Resistance to Solvents	MIL-STD-202, Method 215A
Flammability	min. UL 94V-1 (acc. to EIA/IS-722, Test 4.12)

Dimensions

Length 3.2 mm

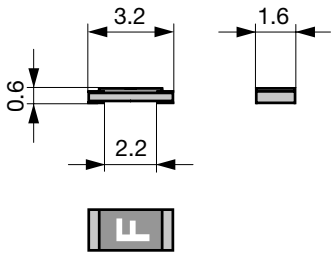

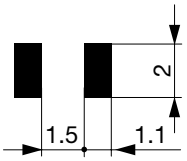

Solder pads

Pre-Arcing Time

Rated Current In	1.0 x In min.	2.0 x In max.
0.375 A - 5 A	4 h	60 s

Variants

Distributor-Stock-Check | SCHURTER-Stock-Check | e-Store

Rated Current [A]	Rated Voltage [VAC]	Rated Voltage [VDC]	Marking	Breaking Capacity	Voltage Drop 1.0 In typ. [mV]	Cold Resistance typ. [mΩ]	Melting I²t 8.0 In typ. [A²s]			Order Number
0.375	32	63	E	1)	125	315	0.01			3413.0112.xx
0.5	32	63	F	1)	100	190	0.02	●	●	3413.0113.xx
0.75	32	63	G	1)	100	120	0.05	●	●	3413.0114.xx
1	32	63	H	1)	100	84	0.07	●	●	3413.0115.xx
1.25	32	63	J	1)	100	48	0.12	●	●	3413.0116.xx
1.5	32	63	K	1)	100	41.5	0.24	●	●	3413.0117.xx
2	32	63	N	1)	85	33	0.13	●	●	3413.0119.xx
2.5	32	63	O	1)	85	20.5	0.35	●	●	3413.0120.xx
3	32	63	P	1)	85	17	0.8	●	●	3413.0121.xx
4	32	63	S	1)	80	14	0.3	●	●	3413.0123.xx

1) 50 A @ 32 VAC , p.f. ≥ 0.95 / 50 A @ 63 VDC

Packaging Unit

.xx = .22 Blister Tape 18 cm Reel (1000 pcs.)
.xx = .24 Blister Tape 18 cm Reel (5000 pcs.)
.xx = .26 Blister Tape 33 cm Reel (15000 pcs.)

Time-Current Curves

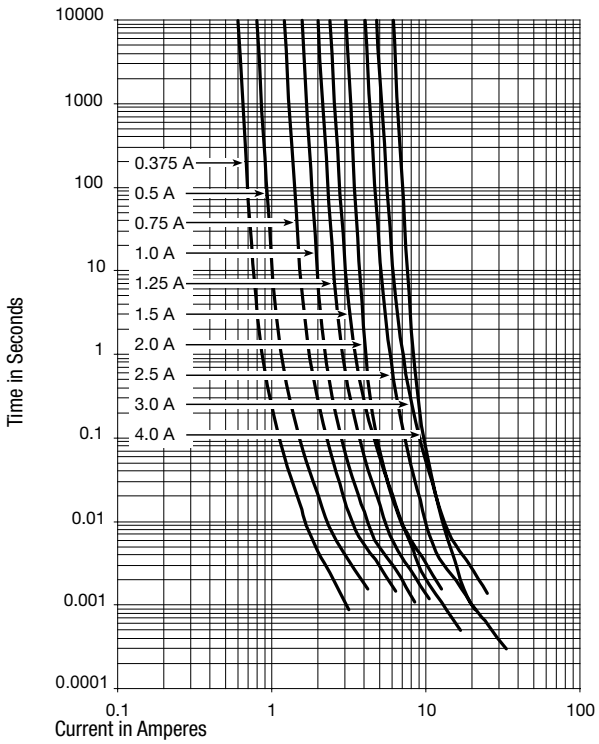

SCHURTER ELECTRONIC COMPONENTS

The specifications, descriptions and illustrations indicated in this document are based on current information. All content is subject to modifications anamendments.