IP65 CKF SEALED ROTARY SWITCH

GENERAL ELECTRICAL & MECHANICAL SPECIFICATION

Switch Rating:	150mA @ 250V ac/dc 1A @ 24V dc
Life:	>10,000 Cycles
Operating Temperature:	-30ºC to +85 ºC
Proof Voltage:	1,500Vac (Initial)
Insulation Resistance:	>999 MΩ at 500Vdc (Initial)
Contact Resistance:	<20 mΩ (initial)
Operating Torque (nominal)	Standard 10.5 ± 1 N cm Light Action 5.5 ± 0.5 N cm
End Stop Torque (nominal):	0.80 Nm
Moulding Material:	Polyamide 6.6 G.F. V0 RATED
Contact/Terminal Material:	Brass CZ108 Ag Plated

RoHS COMPLIANT



GENERAL FEATURES & OPTIONS

- Made in UK
- Cost effective single wafer switch
- Moulded 27.5mm diameter
- Standard 30º indexing
- Solder or Printed Circuit Board Terminals
- Up to 4 poles per switch
- Maximum 12 positions
- Moulded in UL94 V0 material.
- Optional reinforcement ring.
- Shorting (make before break 30º indexing only) or non shorting (break before make) contacts.
- Special options: 60ºor 90º indexing, continuous rotation. Fixed stop, gold flash or gold plated contacts, and spindles with special flats.
- CKF same form, fit & function to the CK range
- Dampened indexing & reduced shaft play gives smooth feel.
- Front panel sealed to IP65

CKF ROTARY SWITCH SPECIFICATION SHEET

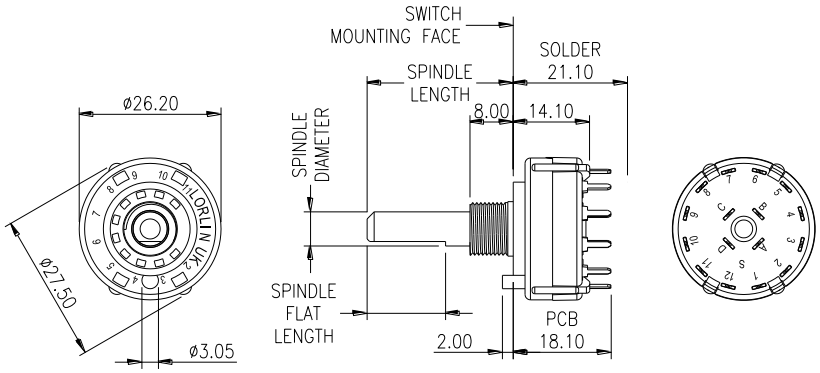

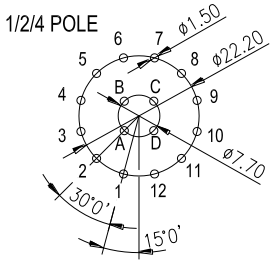

3 POLE

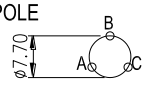

PRINTED CIRCUIT BOARD HOLE LAYOUT VIEWED FROM FRONT OF PCB

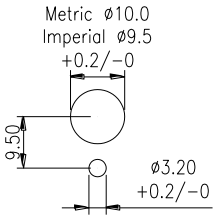

CUSTOMER PANEL (MIN 3mm) MOUNTING DETAILS. LUG MUST BE BLIND HOLE IN PANEL

BASIC TYPES	SPINDLE DIAMETER	SPINDLE LENGTH FROM MOUNTING FACE	8mm LONG BUSH	SPINDLE FLAT LENGTH	ANGLE OF SPINDLE FLAT	SPINDLE FLAT THICKNESS
IMPERIAL	6.35mm	38mm	9.52 x 32TPI	30mm	90º	5.5mm
METRIC	6.00mm	50mm	M10 x 0.75	No Flat	---	---

Lorlin Electronics Ltd, Harwood Industrial Estate, Harwood rd, Littlehampton, W. Sussex BN17 7AT England
Tel (+44) 01903 725121 Fax (+44) 01903 726808 E-mail sales@lorlin.co.uk

IP65 CKF SEALED ROTARY SWITCH

STANDARD PART NUMBERS

BASIC TYPES	SPINDLE DIAMETER	SPINDLE LENGTH FROM MOUNTING FACE	8mm LONG BUSH	SPINDLE FLAT LENGTH	ANGLE OF SPINDLE FLAT	SPINDLE FLAT THICKNESS
IMPERIAL	6.35mm	38mm	9.52 x 32TPI	30mm	90º	5.5mm
METRIC	6.00mm	50mm	M10 x 0.75	No Flat	---	---

CIRCUITRY AT 30º INDEXING	PLATING FINISH	STANDARD METRIC		STANDARD IMPERIAL	
		Shorting (MBB)	Non-Shorting (BBM)	Shorting (MBB)	Non-Shorting (BBM)
1 POLE 12 POSITION		STOP INCLUDED			
Solder Tag	Silver	CKF1039	CKF1029	CKF1034	CKF1024
	Gold Flash	CKF1508	CKF1503	CKF1516	CKF1520
	Gold Plate	CKF2444	CKF1672	CKF2458	CKF2459
Printed Circuit	Silver	CKF1059	CKF1049	CKF1054	CKF1044
	Gold Flash	CKF1512	CKF1506	CKF1524	CKF1528
	Gold Plate	CKF1475	CKF1312	CKF2460	CKF2461
1 POLE 12 POSITION		NO STOP CONTINUOUS ROTATION			
Solder Tag	Silver	CKF1038	CKF1028	CKF1033	CKF1023
	Gold Flash	CKF1533	CKF1537	CKF1541	CKF1545
	Gold Plate	CKF2445	CKF2446	CKF2462	CKF2463
Printed Circuit	Silver	CKF1058	CKF1048	CKF1053	CKF1043
	Gold Flash	CKF1534	CKF1538	CKF1542	CKF1546
	Gold Plate	CKF2447	CKF2448	CKF2464	CKF2465
2 POLE 6 POSITION		STOP INCLUDED			
Solder Tag	Silver	CKF1040	CKF1030	CKF1035	CKF1025
	Gold Flash	CKF1509	CKF1496	CKF1517	CKF1521
	Gold Plate	CKF2449	CKF1726	CKF2466	CKF2467
Printed Circuit	Silver	CKF1060	CKF1050	CKF1055	CKF1045
	Gold Flash	CKF1513	CKF1473	CKF1525	CKF1529
	Gold Plate	CKF2450	CKF1850	CKF2468	CKF2469
2 POLE 6 POSITION		NO STOP CONTINUOUS ROTATION			
Solder Tag	Silver	CKF1114	CKF1118	CKF1120	CKF1121
	Gold Flash	CKF1535	CKF1539	CKF1543	CKF1547
	Gold Plate	CKF2451	CKF2452	CKF2470	CKF2471
Printed Circuit	Silver	CKF1119	CKF1113	CKF1122	CKF1089
	Gold Flash	CKF1536	CKF1540	CKF1544	CKF1548
	Gold Plate	CKF2453	CKF2454	CKF2472	CKF2473
3 POLE 4 POSITION		STOP INCLUDED			
Solder Tag	Silver	CKF1041	CKF1031	CKF1036	CKF1026
	Gold Flash	CKF1510	CKF1504	CKF1518	CKF1522
	Gold Plate	CKF2455	CKF1577	CKF2474	CKF2475
Printed Circuit	Silver	CKF1061	CKF1051	CKF1056	CKF1046
	Gold Flash	CKF1514	CKF1500	CKF1526	CKF1530
	Gold Plate	CKF2456	CKF1952	CKF2476	CKF2477
4 POLE 3 POSITION		STOP INCLUDED			
Solder Tag	Silver	CKF1042	CKF1032	CKF1037	CKF1027
	Gold Flash	CKF1511	CKF1505	CKF1519	CKF1523
	Gold Plate	CKF1673	CKF1822	CKF2478	CKF2479
Printed Circuit	Silver	CKF1062	CKF1052	CKF1057	CKF1047
	Gold Flash	CKF1515	CKF1507	CKF1527	CKF1531
	Gold Plate	CKF2457	CKF1953	CKF2480	CKF2481

Lorlin Electronics Ltd, Harwood Industrial Estate, Harwood rd, Littlehampton, W. Sussex BN17 7AT England
Tel (+44) 01903 725121 Fax (+44) 01903 726808 E-mail sales@lorlin.co.uk

IP65 CKF SEALED ROTARY SWITCH

30° INDEXING

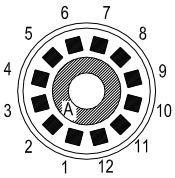

1 Pole 12 Way

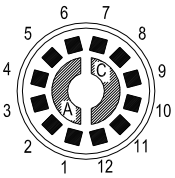

2 Pole 6 Way

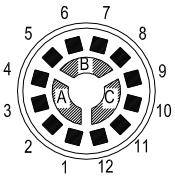

3 Pole 4 Way



4 Pole 3 Way

60° INDEXING

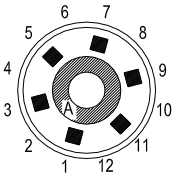

1 Pole 6 Way

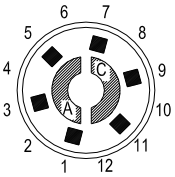

2 Pole 3 Way

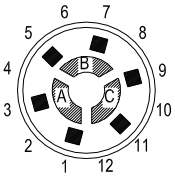

3 Pole 2 Way



4 Pole 2 Way

90° INDEXING

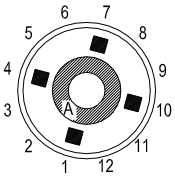

1 Pole 4 Way

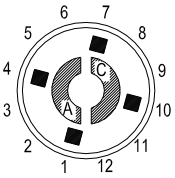

2 Pole 2 Way



3 Pole 2 Way

IMPORTANT WAFERS FLATS & SLOTS VIEWED FROM THE FRONT OF SWITCH IN EXTREME ANTICLOCKWISE POSITION (POSITION 1)

SPINDLE FLAT ANGLE - AVAILABLE IN 15° INCREMENTS

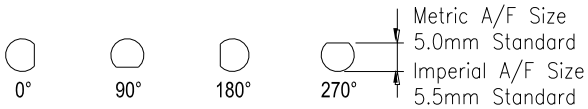

SCREWDRIVER SLOT - AVAILABLE IN 45° INCREMENTS

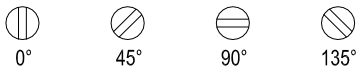

ORDERING CODE FOR NON-STANDARD SWITCHES

EXISTING CK PARTS MAY BE ORDERED AS CKF TYPE BY CHANGING PART NUMBER TO START WITH CKF

C	K	F								

SPINDLE LENGTH FMF IN FULL MM

Index Angles & NO. OF POLES		
A	30°	1Pole
B		2
C		3
D		4
E	60°	1Pole
F		2
G		3
H		4
I	90°	1Pole
J		2
K		3

NO OF WAYS (POSITIONS)	
A	2
B	3
C	4
D	5
E	6
F	7
G	8
H	9
I	10
J	11
K	12
Z	No Stop

	MBB or BBM	Contact Type	Contact Plating
A	BBM	Solder	SILVER
B	MBB	Solder	
C	BBM	PCB	
D	MBB	PCB	
E	BBM	Solder	GOLD PLATE
F	MBB	Solder	
G	BBM	PCB	
H	MBB	PCB	
I	BBM	Solder	GOLD FLASH
J	MBB	Solder	
K	BBM	PCB	
L	MBB	PCB	

	SPINDLE DIAM.	SPINDLE FLAT DEPTH	BUSH DIAM.
A	6mm	Nil	M10
B	6mm	5mm	M10
C	6.35mm	Nil	9.52 mm
D	6.35mm	5.5mm	9.52 mm

LENGTH OF SPINDLE FLAT			
A	2	N	15
B	3	O	No Flat
C	4	P	16
D	5	Q	17
E	6	R	18
F	7	S	19
G	8	T	20
H	9	U	21
I	10	V	22
J	11	W	23
K	12	X	24
L	13	Y	25
M	14	Z	Full

ANGLE OF FLAT (°)			
A	0	N	195
B	15	O	
C	30	P	210
D	45	Q	225
E	60	R	240
F	75	S	255
G	90	T	270
H	105	U	285
I	120	V	300
J	135	W	315
K	150	X	330
L	165	Y	345
M	180		

PLEASE COMPLETE THE SPECIFICATION DRAWING IF YOUR DETAILS CANNOT BE FULLFILLED BY USING THE ORDERING CODE & CONFIRM WITH LORLIN SALES BEFORE ORDERING. TOOLING CHARGES CAN APPLY FOR SPINDLES THAT DO NOT HAVE FLATS THAT RUN THE FULL SPINDLE LENGTH

Lorlin Electronics Ltd, Harwood Industrial Estate, Harwood rd, Littlehampton, W. Sussex BN17 7AT England
Tel (+44) 01903 725121 Fax (+44) 01903 726808 E-mail sales@lorlin.co.uk

IP65 CKF SEALED ROTARY SWITCH

SPECIFICATION SHEET

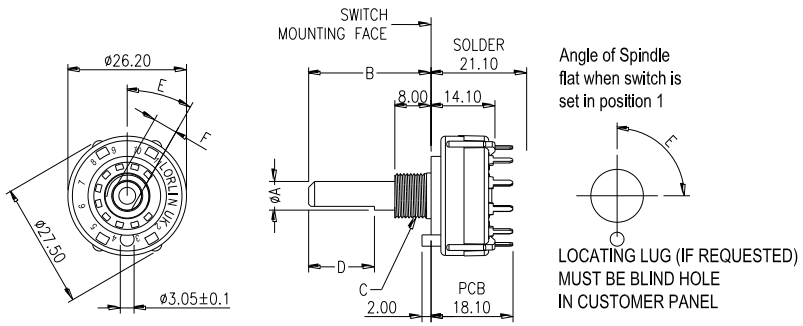

CUSTOMER TO COMPLETE OR DELETE AS REQUIRED

	A	B	C
IMPERIAL	Ø6.35		Ø9.52 x 32TPI
METRIC	Ø6.00		M10 x 0.75

	D	E	F
IMPERIAL			
METRIC			

INDEXING



1 POLE

POSITIONS			
MBB	BBM	SOL	PCB

INDEXING



2 POLE

POSITIONS			
MBB	BBM	SOL	PCB

INDEXING



3 POLE

POSITIONS			
MBB	BBM	SOL	PCB

INDEXING



4 POLE

POSITIONS			
MBB	BBM	SOL	PCB

IMPORTANT! WAFERS FLATS & SLOTS VIEWED FROM THE FRONT OF SWITCH IN EXTREME ANTICLOCKWISE POSITION (POSITION 1)

SPECIAL REQUIREMENTS

OPTIONS Stops are adjustable 2-12 positions. Continuous rotation (No Stops) available. Make before break (MBB) or Break before Make (BBM) rotors available. Solder Tag (SOL) or PCB pin (PCB) – indicate on wafer.

CUSTOMER:	DATE:	CUSTOMER REFERENCE NUMBER:

Lorlin Electronics Ltd, Harwood Industrial Estate, Harwood rd, Littlehampton, W. Sussex BN17 7AT England
Tel (+44) 01903 725121 Fax (+44) 01903 726808 E-mail sales@lorlin.co.uk