XS1-M / XS2-M

Telemecanique

Inductive proximity sensors
Détecteurs de proximité inductifs
Induktive Näherungsschalter
Detectores de proximidad inductivos
Interruttori di prossimità induttivi
Detectores de proximidade indutivos

XS1-M

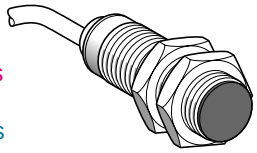

XS2-M

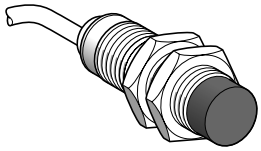

Listing and Certification :
Applicable on proximity switches bearing the UL and CSA marks only.
Enclosure : Type 12, 4X indoor use only
Overcurrent protection *

Conductor size AWG	Conductor size mm²	Maximum Ampere rating
20	0.5	5
22	0.34	3
24	0.22	2
26	0.11	1
28	0.08	0.8

* Required on product references with termination number 230 - 8 mm plastic units shall be installed with mounting clamp type XSZ-B. For connector version, a suitable UL and CSA Approved connector must be used

DANGER / PELIGRO / DANGER

HAZARDOUS VOLTAGE	TENSION PELIGROSA	TENSION DANGEREUSE
Disconnect all power before servicing equipment. **Electric shock will result in death or serious injury.**	Desenergice el equipo antes de realizarle servicio. **Una descarga eléctrica podrá causar la muerte o lesiones serias.**	Couper l'alimentation avant de travailler sur cet appareil. **Une électrocution entrainera la mort ou des blessures graves.**

Mechanical installation
Mise en œuvre mécanique
Mechanische Installation
Instalación mecánica
Messa in opera meccanica
Instalação mecânica

* Increased range model
Portée augmentée
Erhöhter Schaltabstand
Alcance aumentado
Portata maggiorata
Alcance aumentado

XS•-M

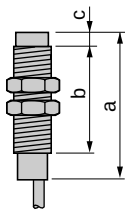

XS•-M•••••••D/K/A/B/C/G/T

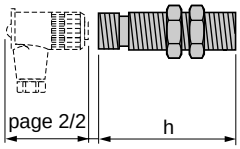

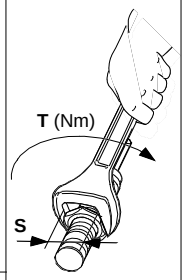

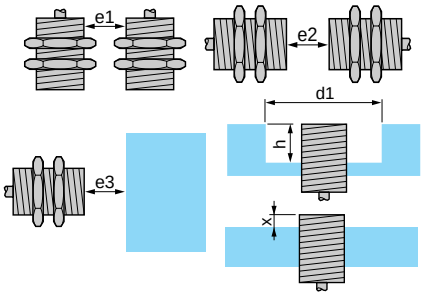

	(mm)	Sn	a	b	c	D/K	A	B	C	G	T	S	T (Nm)	e1 ≥	e2 ≥	e3 ≥	d1 ≥	h ≥	x
	M8x1	1,5	50	40	–	61	–	–	–	–	–	13	5	3	18	4,5	8	0	0
	M12x1	2/*4	50	42	–	61	–	–	–	–	–	17	15	4/*8	24/*48	6/*12	12	0	0
	M18x1	5/*10	60	51,5	–	70	75	106	74	75	95	24	35	10/*20	60/*120	15/*30	18/*28	0/*1,8	0/*1,8
	M30x1,5	10/*20	60	51,5	–	70	75	106	71	75	87	36	50	20/*40	120/*240	30/*60	30/*50	0/*6	0/*6
	M8x1	2,5	50	36	4	61	–	–	–	–	–	13	5	10	30	7,5	24	5	–
	M12x1	4	50	37	5	61	–	–	–	–	–	17	15	16	48	12	36	8	–
	M18x1	8	60	43,5	8	70	75	106	74	75	95	24	35	32	96	24	54	16	–
	M30x1,5	15	60	38,5	13	70	75	106	71	75	87	36	50	60	180	45	90	30	–

Electrical installation
Mise en œuvre électrique
Elektrische Installation
Instalación eléctrica
Messa in opera elettrica
Instalação elétrica

XS•-M••P•37•

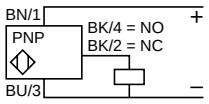

XS•-M••N•37•

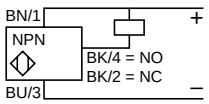

XS•-M••KP340/KPM40

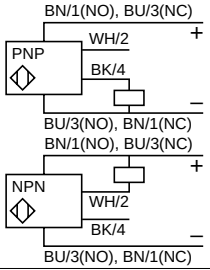

XS•-M••DA210/211/214

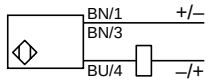

XS•-M••DB210/211

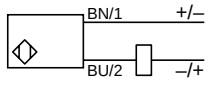

XS•-M••M•230*/239*

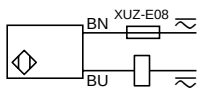

XS•-M••M•250

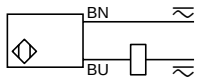

* Without short circuit protection
Non protégés court-circuit
Ohne Kurzschlußschutz
No proteción cortocircuito
Non protetto corto-circuito
Não protecção curto-circuito

Voltage limits **(1)**	⎓ 10...58 V	⎓ 10...38 V	⎓ 10...58 V	≂ 20...264 V
Load switching capacity **(2)**	0...200 mA	0...200 mA	1,5...100 mA	Ø8: 5...100, Ø12: 5...200, Ø18/30: 5...200 ⎓ /5...300 ≂
Voltage drop **(3)**	≤ 2 V	≤ 2,6 V	≤ 4 V	≤ 5,5 V
Leakage current **(4)**	–	–	≤ 0,5 mA	≤ 1,5 mA(M•250), ≤ 0,6 mA(M•230), ≤ 0,8 mA(M•239)
Current consumption **(5)**	≤ 10 mA	≤ 10 mA, ≤ 15 mA (KPM)	–	–

(1) Limite de tension / Betriebsspannung / Límites de tensión / Limiti di tensione / Limites de tensão
(2) Courant commuté / Schaltstrom / Intensidad conmutada / Corrente commuta / Corrente comutada
(3) Tension de déchet / Spannungsfall (Ausgang durchgesteuert) / Tensión residual / Caduta di tensione / Tensão de defeito
(4) Courant résiduel / Reststrom (Ausgang gesperrt) / Intensidad residual / Corrente residual / Corrente residual
(5) Courant consommé / Leerlaufstrom / Intensidad consumida / Corrente consumata / Corrente consumida



BN	Brown	Brun	Braun	Marrón	Marron	Castanho
BU	Blue	Bleu	Blau	Azul	Blu	Azul
BK	Black	Noir	Schwarz	Negro	Nero	Preto
WH	White	Blanc	Weiß	Blanco	Bianco	Branco
RD	Red	Rouge	Rot	Rojo	Rosso	Vermelho
GN	Green	Vert	Grün	Verde	Verde	Verde

Installation precautions
Précautions de mise en œuvre
Vorsicht bei der Inbetriebnahme
Precaución de instalación
Consigli di messa in opera
Precaução de instalação

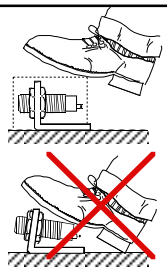

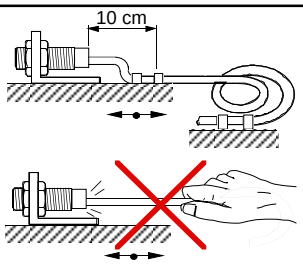

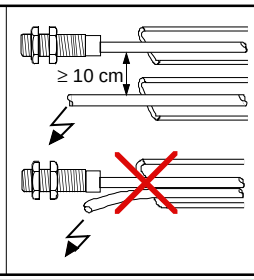

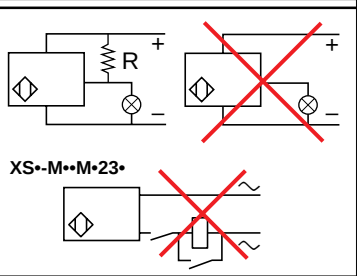

XS•-M••M•23•

Indication
Signalisation
Funktionsanzeige
Señalización
Segnalazione
Sinalização

XS•-M••

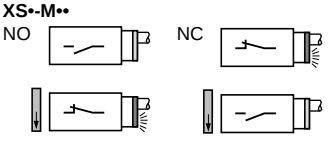

XS•-M••M•250

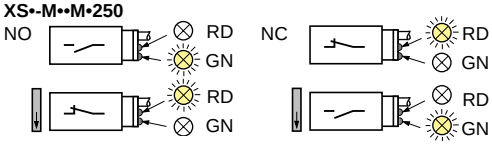



Disconnect when short circuit
Débrancher sur court-circuit
Bei Kurzschluß abschalten
Deconectado quando cortocircuito
Scollegato su corto-circuito
Desligar quando curto-circuito

W91306967011 A13 1/2

Machine cabling accessories
Constituants de câblage machine
Zubehör für Maschinen-Anschlußtechnik
Contituyentes de conexionado
Accessori di cablaggio
Constituintes de cablagem

XS•-M••••••D/LD

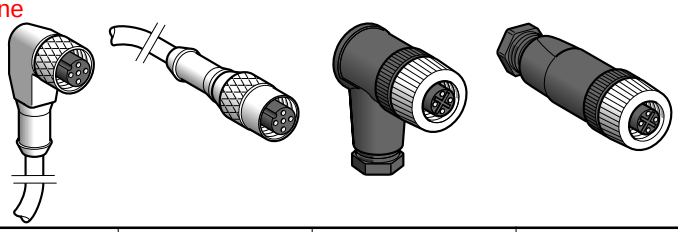

XS•-M••••••K

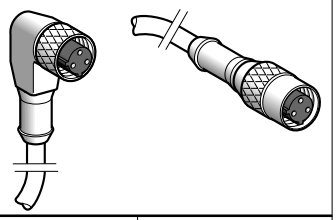

	XS•-M••••••D/LD				XS•-M••••••K	
Dimensions **Encombrements** **Abmessungen** **Dimensiones** **Dimensioni d'ingombro** **Altravancamentos**	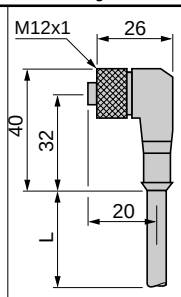	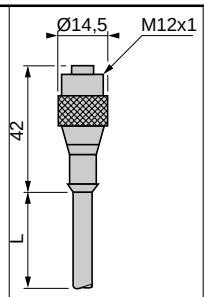	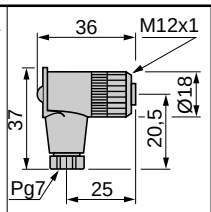	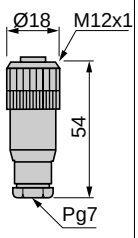	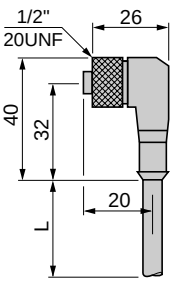	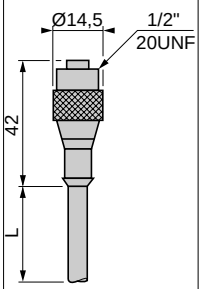
PvR L = 2 m.	**XZ-CP1241L2**	**XZ-CP1141L2**	**–**	**–**	**XZ-CP1965L2**	**XZ-CP1865L2**
PvR L = 5 m.	**XZ-CP1241L5**	**XZ-CP1141L5**	**–**	**–**	**XZ-CP1965L5**	**XZ-CP1865L5**
7P (Pg7)	**–**	**–**	**XZ-CC12FCM40B**	**XZ-CC12FDM40B**	**–**	**–**
Connection schemes **Schémas de raccordement** **Anschlußpläne** **Esquemas de conexión** **Schemi di collegamento** **Esquemas de ligação**	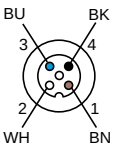				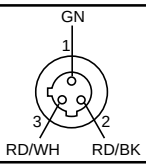	

	XS•-M••••••A	XS•-M••••••G		XS•-M••••••C	XS•-M••••••T
	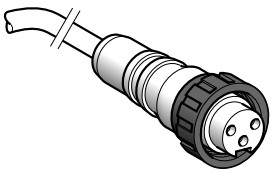	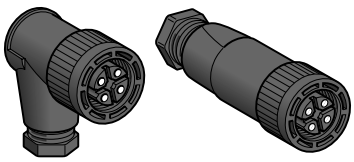		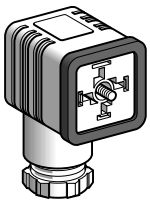	
Dimensions **Encombrements** **Abmessungen** **Dimensiones** **Dimensioni d'ingombro** **Altravancamentos**	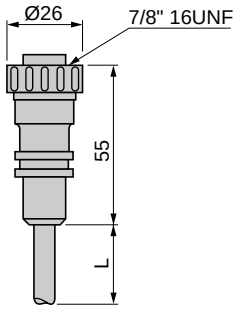	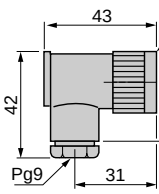	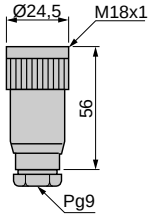	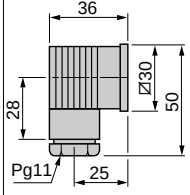	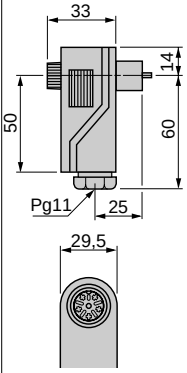
PvR L = 2 m.	**XZ-CP1662L2**	**XZ-CP1670L2**	**–**	**–**	**–**	**–**
PvR L = 5 m.	**XZ-CP1662L5**	**XZ-CP1670L5**	**–**	**–**	**–**	**–**
9P (Pg9)	**–**	**–**	**XZ-CC18FCP40B**	**XZ-CC18FDP40B**	**–**	**–**
11P (Pg11)	**–**	**–**	**–**	**–**	**XZ-CC43FCP40B**	**XZ-CC51FCP50B**
Connection schemes **Schémas de raccordement** **Anschlußpläne** **Esquemas de conexión** **Schemi di collegamento** **Esquemas de ligação**	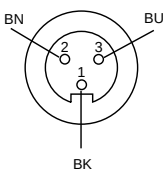	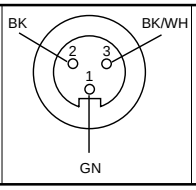	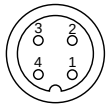	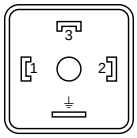	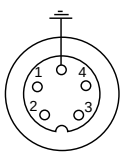



BN	Brown	Brun	Braun	Marrón	Marron	Castanho
BU	Blue	Bleu	Blau	Azul	Blu	Azul
BK	Black	Noir	Schwarz	Negro	Nero	Preto
WH	White	Blanc	Weiß	Blanco	Bianco	Branco
RD	Red	Rouge	Rot	Rojo	Rosso	Vermelho
GN	Green	Vert	Grün	Verde	Verde	Verde

Saddle clamps / Brides de fixation
Klemmbefestigungsblock / Bridas de fijación
Bride di fissaggio / Braçadeiras de fixação

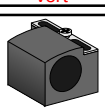

Ø 8	Ø 12	Ø 18	Ø 30
XSZ-B108	**XSZ-B112**	**XSZ-B118**	**XSZ-B130**