EATON
Powering Business Worldwide

06/21 IL03801020Z

**Instruction Leaflet**
**Montageanweisung**
**Notice d'installation**
**Instrucciones de montaje**
**Istruzioni per il montaggio**
**安装说明**
**Инструкция по монтажу**
**Montagehandleiding**
**Montagevejledning**
**Οδηγίες εγκατάστασης**
**Instruções de montagem**
**Monteringsanvisning**
**Asennusohje**
**Návod k montáži**
**Paigaldusjuhend**
**Szerelési utasítás**
**Montāžas instrukcija**
**Montavimo instrukcija**
**Instrukcja montażu**
**Navodila za montažo**
**Návod na montáž**
**Монтажни инструкции**
**Instrucțiuni de montaj**
**Upute za montažu**
**Montaj talimatı**
**Інструкція з монтажу**
**منشـــور التعليمـــات**

# T0(3)-…/E,
# T0(3)-…/EZ
# T0(3)-…/E/SVB,
# T0(3)-…/EA/SVB

| | T0… | T3… |
|---|---|---|
| | 1 x 0.75 - 1.5mm² | 1 x 0.75 - 4.0 mm² |
| | 2 x 0.75 - 1.5 mm² | 2 x 0.75 - 4.0 mm² |
| | 1 x 1.0 - 2.5 mm² | 1 x 1.0 - 6.0 mm² |
| | 2 x 1.0 - 2.5 mm² | 2 x 1.0 - 6.0 mm² |
| tightening torque | **1 Nm** (8.85 lb-in) | **1.6 Nm** (14.16 lb-in) |
| | AWG18 - AWG14 | AWG14 - AWG10 |
| | | **2 Nm** (17.7 lb-in) |

**T0(3)-…/E**

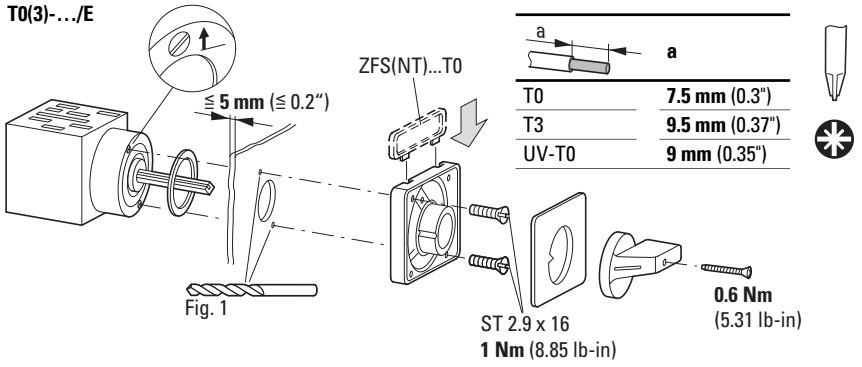


| a | a |
|---|---|
| T0 | **7.5 mm** (0.3") |
| T3 | **9.5 mm** (0.37") |
| UV-T0 | **9 mm** (0.35") |

Fig. 1

**T0(3)-…/EZ/OFS**
**T0(3)-…/EZ**

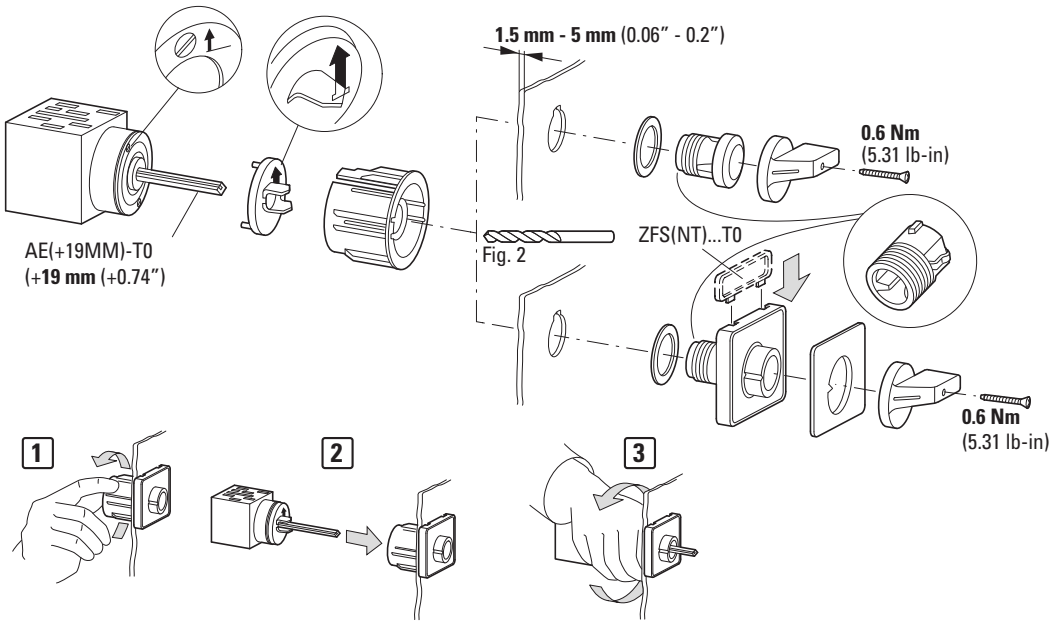


Fig. 2

**UL/CSA:**
Suitable For Use As Motor Branch Circuit Disconnecting Means With Suffix SVB.
Break All Lines.

Short Circuit Withstand
10 kA RMS SYM 600 V AC
Max Fuse T0… – 20 A Class J
T3… – 40 A Class J

Standard Short Circuit
5 kA RMS SYM 600 V AC
Max Fuse T0… – 50 A
T3… – 40 A
Max Cir. Bkr. T0… – 50 A
T3… – 125 A

Switch or enclosure must be padlockable if used as a Motor Branch Circuit Disconnector means.

**Fig. 1**
**→ ≠ 1 : 1**

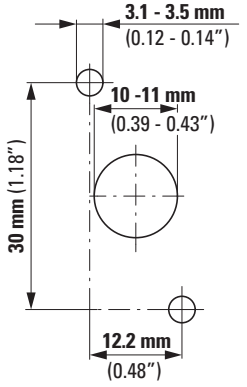


**Fig. 2**
**→ ≠ 1 : 1**

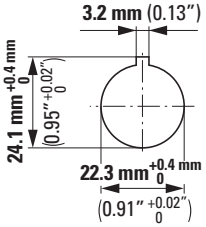


**T0(3)-…/E/SVB**

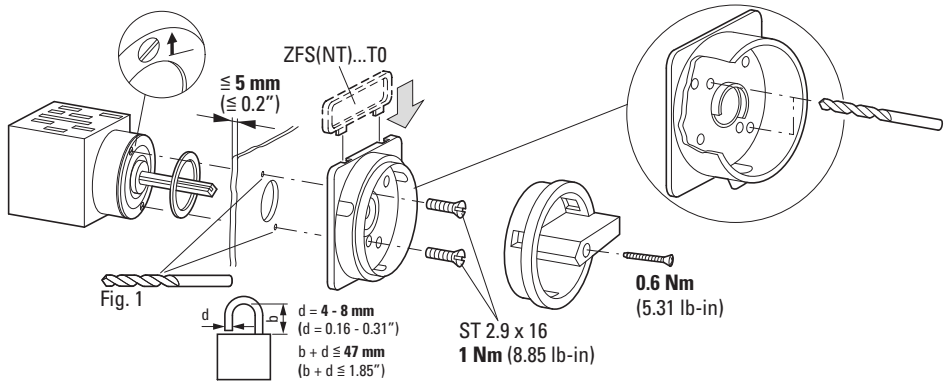


**T0(3)-…/EA/SVB**

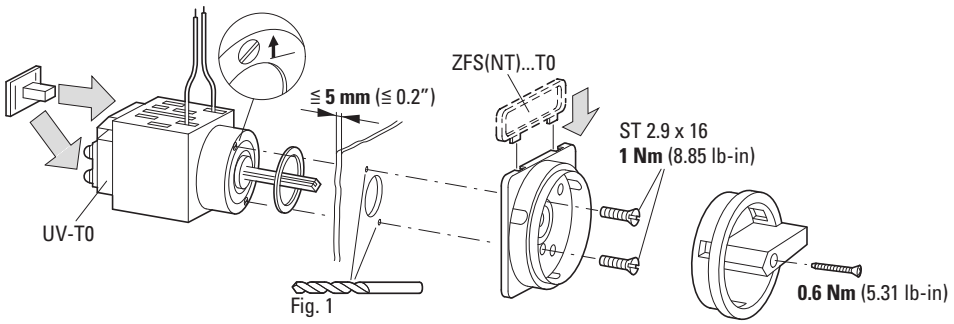

FS 908

T...-1-8200
T...-1-102
T...-2-1
T...-2-8324
T...-3-8341
T...-3-8342
T...-4-8343
T...-4-8344
T...-5-8345
T...-5-8346
T...-6-8347
T...-6-8348

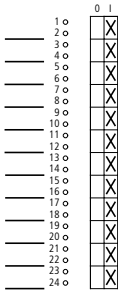

FS 908

T...-2-8900

T...-3-15680

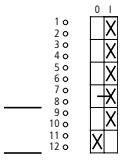

FS 908

T...-2-15679

T...-3-15683

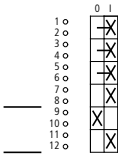

T...-3-15681

FS 908

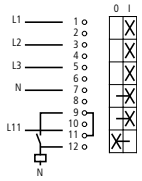

T...-4-15682

FS 908

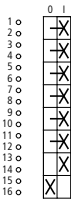

T...-1-8210

FS 684

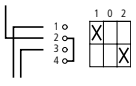

T...-2-8211

FS 684

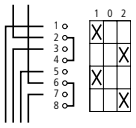

T...-3-8212

FS 684

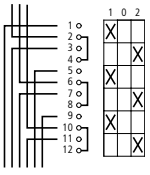

T...-4-8213

FS 684

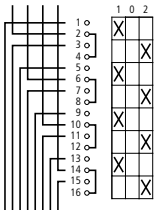

T...-4-8294

FS 953

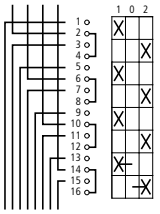

FS 4011

T...-1-8214

T...-2-8215

T...-3-8216

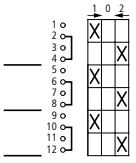

FS 943

T...-1-8220

T...-2-8221

T...-3-8222

T...-4-8223

T...-5-8369

T...-6-8370

T...-7-8371

T...-8-8372

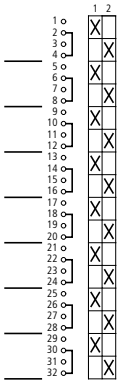

T...-1-15108

FS 926

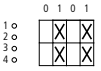

T...-1-15109

FS 928

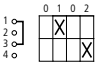

T...-1-15111

FS 923

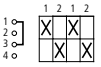

T...-2-8400

FS 684

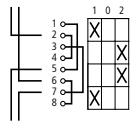

T...-3-8401

FS 684

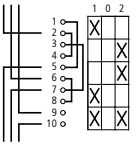

T...-3-8228

FS 4011

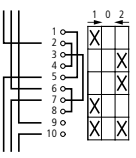

T...-4-8410

FS 635

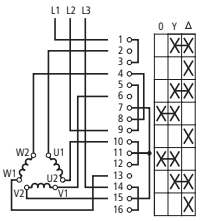

T...-6-15877

FS 638

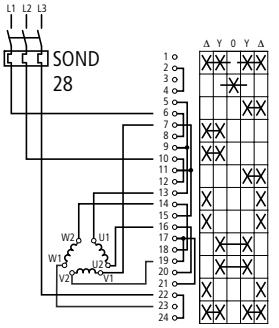

T...-3-8451

FS 644

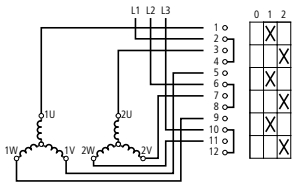

T...-4-8440

FS 644

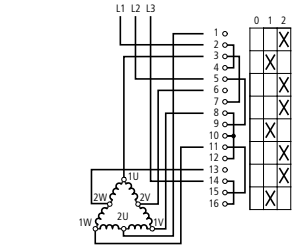

T...-4-8441

FS 684

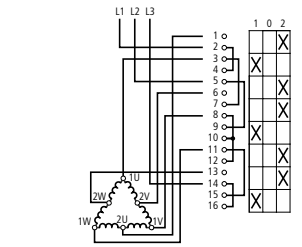

T...-5-8453

FS 629

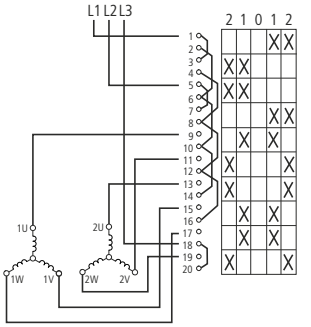

T...-6-15866

FS 629

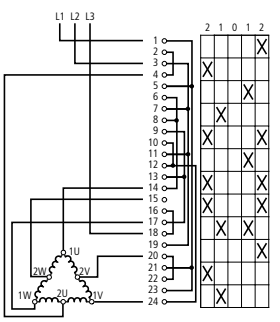

T...-2-8230

FS 404



T...-2-8231

FS 606

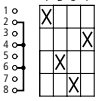

FS 415

T...-1-15401
T...-1-15402
T...-2-15403
T...-2-15404

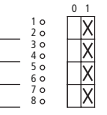

FS 4721

T...-1-15321
T...-1-15322
T...-2-15323

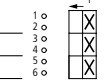

FS 456

T...-1-15366
T...-2-15367

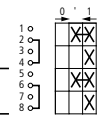

T...-3-15394

FS 458

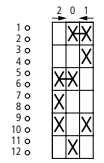

T...-3-8007

FS 1410759



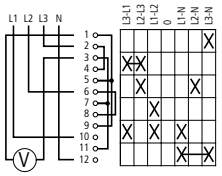

T...-3-8048

FS 9440

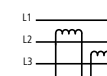



FS 418

T...-1-8240

T...-2-8260

T...-3-8280

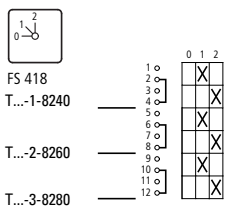

T...-2-8241

FS 420

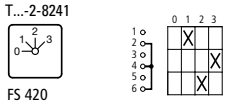

T...-2-8242

FS 422

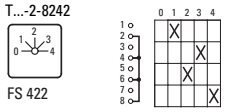

FS 1401

T...-1-15431

T...-2-15432

T...-3-15433

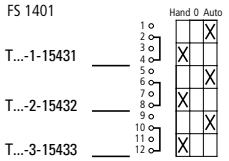

FS 4723

T...-1-15351

T...-1-15352

T...-2-15353

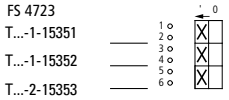

FS 147767

T...-1-15511

T...-2-15512

T...-3-15513



T...-2-8177

FS 140660



06/21 IL038010020Z



© 1990 Eaton Industries GmbH

EU: Eaton Industries GmbH, Hein-Moeller-Straße 7-11, 53115 Bonn, Germany
UK: Eaton Electrical Products Ltd, Melton Road, Burton-on-the-Wolds, Leicestershire, LE12 5TH, United Kingdom