IKO

CAM FOLLOWERS

Standard Type Cam Followers / Stainless Steel Made With Cage/With Hexagon Hole



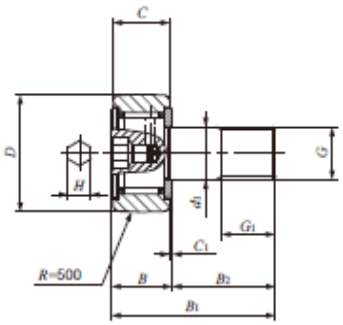

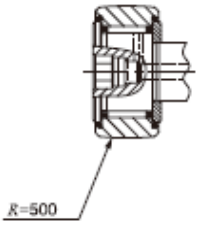

RS Part Number	IKO Part Number	Stud Diameter (mm)	Mass	D	C	d1	G	G1	B max
1251210	CF4FBUUR	4	7.4	12	8	4	M4x0.7	6	9
1251211	CF5FBUUR	5	10.3	13	9	5	M5x0.8	7.5	10
1251212	CF6FBUUR	6	18.5	16	11	6	M6x1	8	12.2
1251213	CF8FBUUR	8	28.5	19	11	8	M8x1.25	10	12.2
1251214	CF10FBUUR	10	45	22	12	10	M10x1.25	12	13.2
1251215	CF10-1FBUUR		60	26	12	10	M10x1.25	12	13.2

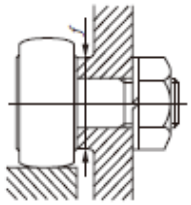

B1 max	B2	C1	H	rs min	Mounting dimension ∫min (mm)	Basic dynamic load rating C (N)	Basic static load rating Co (N)	Maximum allowable static load (N)
20	11	0.5	2.5	0.3	8.3	1650	1270	834
23	13	0.5	3	0.3	9.3	1930	1730	1260
28.2	16	0.6	3	0.3	11	2930	2920	1950
32.2	20	0.6	4	0.3	13	3400	3790	3790
36.2	23	0.6	4	0.3	16	4340	5510	5510
36.2	23	0.6	4	0.3	16	4340	5510	5510