# Technical data sheet
# Connection cable
Part no.: 50130872
KD U-M8-4W-V1-100

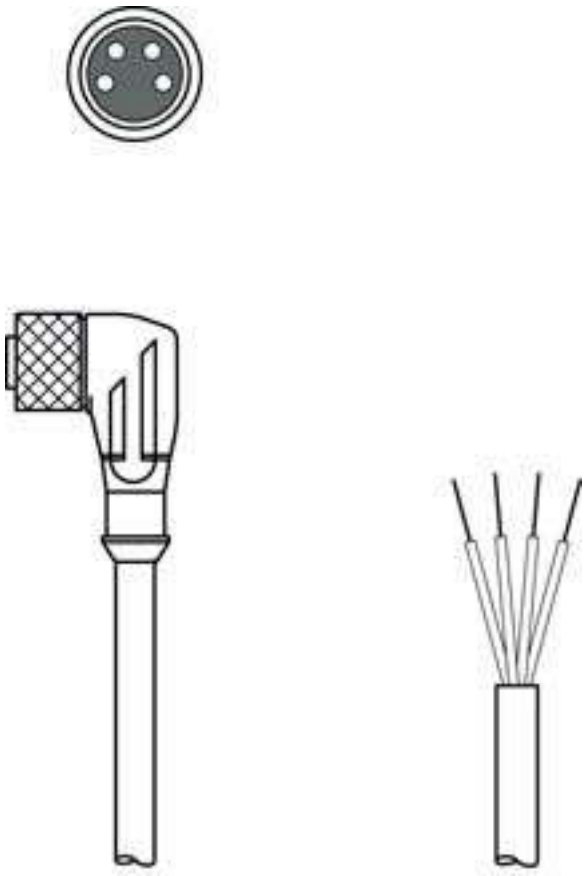

For Illustration purposes only

**Contents**


- Technical data
- Electrical connection
- Circuit diagrams


IP 67 IP 65 c UL us LISTED

# Technical data

## Basic data

| | |
|---|---|
| **Application** | Chemical resistant |

## Electrical data

### Performance data

| | |
|---|---|
| **Operating voltage** | 50 V AC / 60 V DC |

## Connection

### Connection 1

| | |
|---|---|
| **Type of connection** | Connector |
| **Thread size** | M8 |
| **Type** | Female |
| **Handle body material** | PUR |
| **No. of pins** | 4 -pin |
| **Version** | Angled |
| **Connector, LED** | No |
| **Lock** | Screw fitting, nickel-plated diecast zinc, recommended torque 0.6 Nm, self-locking |

### Connection 2

| | |
|---|---|
| **Type of connection** | Open end |

### Cable properties

| | |
|---|---|
| **Number of conductors** | 4 Piece(s) |
| **Wire cross section** | 0.25 mm² |
| **AWG** | 24 |
| **Sheathing color** | Black |
| **Shielded** | No |
| **Silicone-free** | Yes |
| **Cable design** | Connection cable (open on one end) |
| **Cable diameter (external)** | 4.7 mm |
| **Cable length** | 10,000 mm |
| **Sheathing material** | PVC |
| **Wire insulation** | PVC |
| **Suitability for drag chains** | No |
| **Properties of the outer sheathing** | Free of CFC, cadmium, silicone and lead, easily machine-processable |
| **Resistance of the outer sheathing** | Good oil, gasoline and chemical resistance, flame retardant in accordance with UL 1581 VW1 / CSA FT1 |

## Mechanical data

| | |
|---|---|
| **Width across flats** | 9 mm |
| **Net weight** | 327 g |
| **Bending radius, flexible laying, min.** | Min. 10 x cable diameter |
| **Bending radius, stationary laying, min.** | Min. 5 x cable diameter |

## Operation and display

## Environmental data

| | |
|---|---|
| **Ambient temperature, operation, flexible use** | -5 ... 80 °C |
| **Ambient temperature, operation, stationary use** | -30 ... 80 °C |

## Certifications

| | |
|---|---|
| **Degree of protection** | IP 65 |
| | IP 67 |
| **Approvals** | c UL US |

## Classification

| | |
|---|---|
| **Customs tariff number** | 85444290 |
| **ECLASS 5.1.4** | 27279201 |
| **ECLASS 8.0** | 27279218 |
| **ECLASS 9.0** | 27060311 |
| **ECLASS 10.0** | 27060311 |
| **ECLASS 11.0** | 27060311 |
| **ECLASS 12.0** | 27060311 |
| **ECLASS 13.0** | 27060311 |
| **ECLASS 14.0** | 27060311 |
| **ECLASS 15.0** | 27060311 |
| **ETIM 5.0** | EC001855 |
| **ETIM 6.0** | EC001855 |
| **ETIM 7.0** | EC001855 |
| **ETIM 8.0** | EC001855 |
| **ETIM 9.0** | EC001855 |
| **ETIM 10.0** | EC001855 |

# Electrical connection

## Connection 1

| | |
|---|---|
| **Type of connection** | Connector |
| **Thread size** | M8 |
| **Type** | Female |
| **Handle body material** | PUR |
| **No. of pins** | 4 -pin |
| **Version** | Angled |
| **Connector, LED** | No |
| **Lock** | Screw fitting, nickel-plated diecast zinc, recommended torque 0.6 Nm, self-locking |

# Electrical connection

| Pin | Conductor color |
|---|---|
| 1 | Brown |
| 2 | White |
| 3 | Blue |
| 4 | Black |

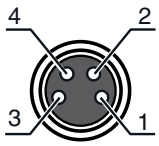


| Connection 2 | |
|---|---|
| **Type of connection** | Open end |

# Circuit diagrams

## Wiring schematic

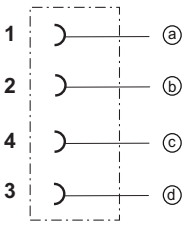


a Brown wire
b White wire
c Black wire
d Blue wire