

ATyS p

Automatic Transfer Switching Equipment

from 125 to 3200 A



Function

ATyS p are 3 or 4 pole automatic transfer switches with positive break indication. They incorporate all the functions offered by the ATyS t and g, as well as functions designed for **power management and communication.**

In automatic mode they enable the monitoring of, and the on-load changeover between, two power supply sources, in accordance with the parameters configured through LCD display, or via communication.

They are intended for use in low voltage power supply systems where a brief interruption of the load supply is acceptable during transfer.

Advantages

Recording of events

ATyS p switches enable effective monitoring of your installation thanks to timestamped event recording.

Events can be retrieved and read via communication.

Optional communication modules

The ATyS p offers communication functions through the addition of optional modules, such as RS485 Modbus or Ethernet with embedded Webserver.

Configuration software

Software (Easyconfig) is available enabling the ATyS p parameters to be easily configured and the existing configuration to be saved and sent to other units.

Power measurements

ATyS p products are particularly suited to energy management and monitoring.

In addition to their integrated power and energy measurement functions (with a 2% accuracy level), programmable inputs/outputs can be utilised to control load shedding based on a load level or tariff.

Possibility to set periodic genset startup

ATyS p switches offer additional functions for maintenance. They include a programmable genset starting function which allows the starting dates and operating times to be configured.

The solution for

> Applications requiring power management and communication.



Strong points

> Optional communication modules
> Recording of events
> Configuration software
> Power measurements
> Possibility to set periodic genset startup

Conformity to standards

> IEC 60947-6-1
> IEC 60947-3
> GB 14048.11

Approvals and certifications(1)

BUREAU VERITAS

(1) Product references on request.

Webserver

The Webserver function comprises HTML pages embedded in the Ethernet communication module.

These pages can be accessed via an internet browser, simply by entering the IP address.

The webserver offers the following functionalities:

> Display of source status and switch position
> Display of the main measurements
> Extraction of the latest logged events
> Display of the product configuration

socomec Innovative Power Solutions

Front panel



atys-p_001x_a_1

1. Slots for optional plug-in modules.
2. Backlit LCD display.
3. Source availability and position indication LEDs.
4. Pushbuttons for programming and mode selection.

Communication and configuration

Easyconfig

Easyconfig software is the ideal solution to save time and simplify complex configuration.

Allows configuration of the following parameters:
- application type,
- voltage/frequency thresholds,
- timers,
- inputs/outputs...

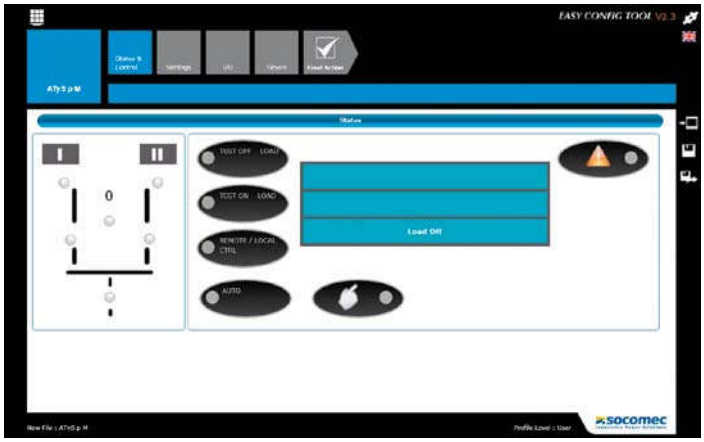

atys 849 b gb

Webserver

Thanks to optional modules, ATyS p can communicate in **Modbus** and **Ethernet** protocols.
The Ethernet communication module includes the **Webserver** function for access to the ATySp via an internet browser.

The Webserver function enables:
- display of source status and switch position,
- display of voltage measurements,
- display of parameters,
- access to the list of logged events.

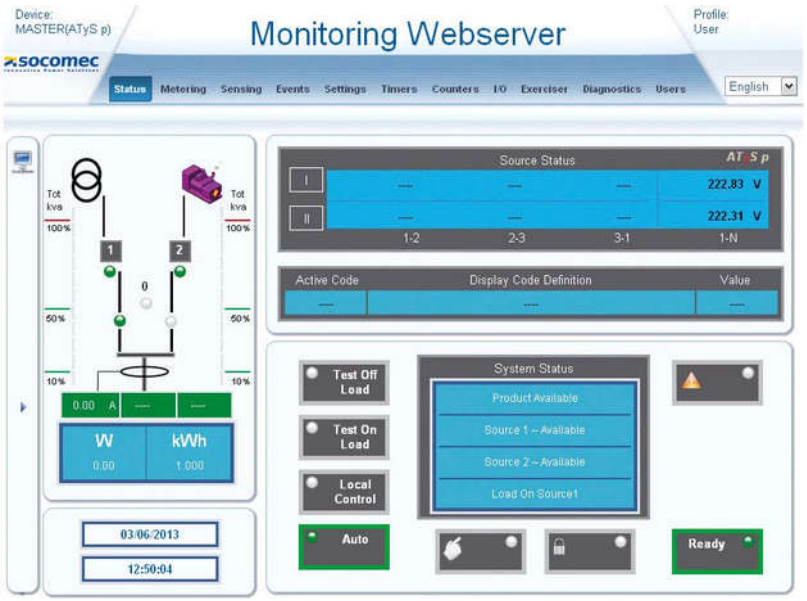

atys 850 a

References

ATyS p

Rating (A) / Frame size	No. of poles	ATyS p	Bridging bars	Voltage sensing and power supply tap	Terminal shrouds	Terminal screens	Optional modules	Auxiliary contact
125 A / B3	3 P	9573 **3012**	3 P 4109 **3019** 4 P 4109 **4019**	3 P 1559 **3012** 4 P 1559 **4012**	3 P 2694 **3014**(2) 4 P 2694 **4014**(2)	3 P 1509 **3012** 4 P 1509 **4012**	RS485 MODBUS communication 4825 **0092** 2 inputs / 2 outputs 1599 **2001** Ethernet communication 4825 **0203** Ethernet communication + RS485 MODBUS gateway 4825 **0204** Analogue outputs 4825 **0093** Pulse outputs 4825 **0090**	1599 **0502**
	4 P	9573 **4012**						
160 A / B3	3 P	9573 **3016**						
	4 P	9573 **4016**						
200 A / B3	3 P	9573 **3020**						
	4 P	9573 **4020**						
250 A / B4	3 P	9573 **3025**	4109 **3025**	1559 **3025**	3 P 2694 **3021**(2) 4 P 2694 **4021**(2)	3 P 1509 **3025** 4 P 1509 **4025**		
	4 P	9573 **4025**	4109 **4025**	1559 **4025**				
315 A / B4	3 P	9573 **3031**	3 P 4109 **3039** 4 P 4109 **4039**	3 P 1559 **3040** 4 P 1559 **4040**				
	4 P	9573 **4031**						
400 A / B4	3 P	9573 **3040**						
	4 P	9573 **4040**						
500 A / B5	3 P	9573 **3050**	4109 **3050**	3 P 1559 **3063** 4 P 1559 **4063**	3 P 2694 **3051**(2) 4 P 2694 **4051**(2)	3 P 1509 **3063** 4 P 1509 **4063**		
	4 P	9573 **4050**	4109 **4050**					
630 A / B5	3 P	9573 **3063**	4109 **3063**					
	4 P	9573 **4063**	4109 **4063**					
800 A / B6	3 P	9573 **3080**	3 P 4109 **3080** 4 P 4109 **4080**	3 P 1559 **3080** 4 P 1559 **4080**		3 P 1509 **3080** 4 P 1509 **4080**		1599 **0532**
	4 P	9573 **4080**						
1000 A / B6	3 P	9573 **3100**						
	4 P	9573 **4100**						
1250 A / B6	3 P	9573 **3120**	4109 **3120**	3 P 1559 **3120** 4 P 1559 **4120**				
	4 P	9573 **4120**	4109 **4120**					
1600 A / B7	3 P	9573 **3160**	4109 **3160**	3 P 1559 **3160** 4 P 1559 **4160**		1509 **3160**		
	4 P	9573 **4160**	4109 **4160**			1509 **4160**		
2000 A / B8	3 P	9573 **3200**	(1)	3 P 1559 **3200** 4 P 1559 **4200**		3 P 1509 **3200** 4 P 1509 **4200**		included
	4 P	9573 **4200**						
2500 A / B8	3 P	9573 **3250**						
	4 P	9573 **4250**						
3200 A / B8	3 P	9573 **3320**						
	4 P	9573 **4320**						

(1) See "Copper bar connection pieces" page 453.
(2) To fully shroud front, rear, top and bottom 4 references required.
To shroud front switch top and bottom 2 references required.

ATyS p

Rating (A) / Frame size	No. of poles	ATyS p	DC power supply	3 position padlocking	Key handle interlocking system	Door protective surround	Mounting spacers	Remote control interface
125 A / B3	3 P	9573 **3012**	12 VDC/230 VAC 1599 **5012** 24 VDC/230 VAC 1599 **5112** 48 VDC/230 VAC 1599 **5212**	9599 **0003**(1)	Using lock RONIS EL11AP in position 0 9599 **1006**(1)	1539 **0012**	1 set of 2 spacers 1509 **0001**	D20 9599 **2020** + RJ45 cable connection 1599 **2009**
	4 P	9573 **4012**						
160 A / B3	3 P	9573 **3016**						
	4 P	9573 **4016**						
200 A / B3	3 P	9573 **3020**						
	4 P	9573 **4020**						
250 A / B4	3 P	9573 **3025**						
	4 P	9573 **4025**						
315 A / B4	3 P	9573 **3031**						
	4 P	9573 **4031**						
400 A / B4	3 P	9573 **3040**						
	4 P	9573 **4040**						
500 A / B5	3 P	9573 **3050**						
	4 P	9573 **4050**						
630 A / B5	3 P	9573 **3063**						
	4 P	9573 **4063**						
800 A / B6	3 P	9573 **3080**		9599 **0004**(1)	Using lock RONIS EL11AP in position 0 9599 **1004**(1)	1539 **0080**		
	4 P	9573 **4080**						
1000 A / B6	3 P	9573 **3100**						
	4 P	9573 **4100**						
1250 A / B6	3 P	9573 **3120**						
	4 P	9573 **4120**						
1600 A / B7	3 P	9573 **3160**						
	4 P	9573 **4160**						
2000 A / B8	3 P	9573 **3200**						
	4 P	9573 **4200**						
2500 A / B8	3 P	9573 **3250**						
	4 P	9573 **4250**						
3200 A / B8	3 P	9573 **3320**						
	4 P	9573 **4320**						

(1) Factory mounting only.