INSTALLATION INSTRUCTION

Switch Disconnectors

OT315-500



Table of contents

03	Installation
04	Labels Terminal clamps OZX_
05	Terminal shrouds OTS_ Clearances per UL98
06	Auxiliary contacts OA_
07	Module for auxiliary contacts OEA_
08	Fourth pole OTZ400U (UL) and OTZ400E (IEC)
09	Direct mount handle OTV
10	Interlocking OTZT2_
11–14	Dimension drawings
15	Warning table

Installation

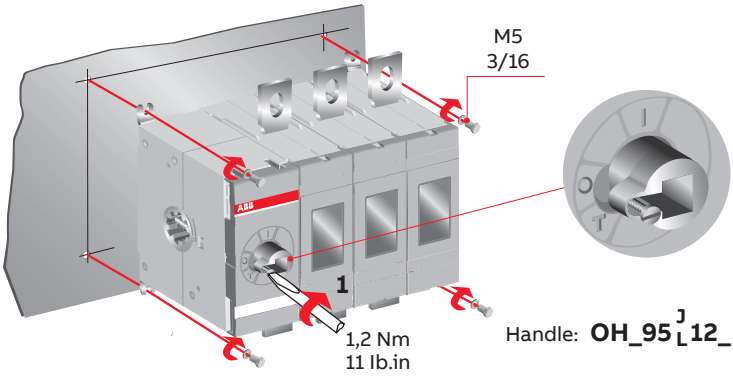



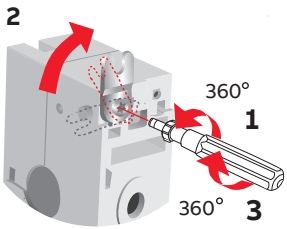

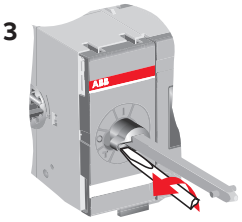

S01736A

Labels

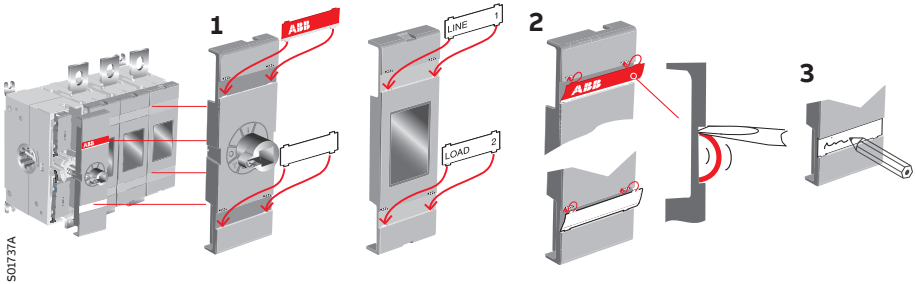

Terminal clamps

OZX_

OT400U
OZXA-400_
OZXA-406_

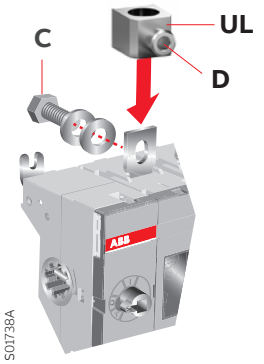

OT315 - 500
OZXB2L
OZXB3
OZXB4
OZXB7L
OZXB8



Terminal shrouds
OTS_

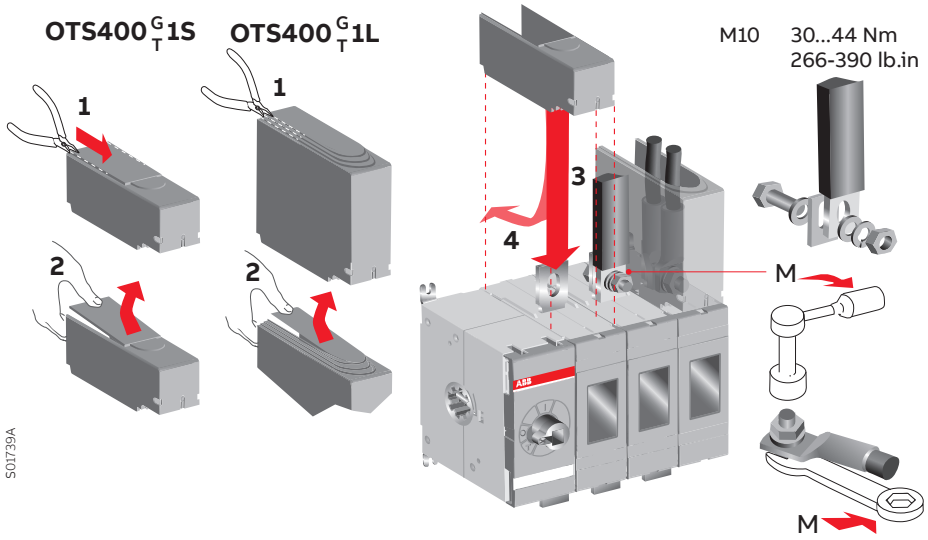

Clearances per UL98

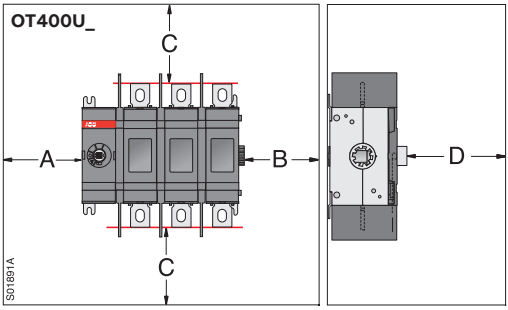

mm/in

Minimum enclosure size or equivalent volume

Switch	Height	Width	Depth
OT400U_	600 / 23.6	350 / 13.8	200 / 7.9

A	B	D
0	13 mm / 0.5 in	13 mm / 0.5 in

AWG	C
2	100 mm 4 in
1	100 mm 4 in
1/0	125 mm 5 in
2/0	150 mm 6 in
3/0-4/0	175 mm 7 in

MCM	C
250	200 mm 8 in
300	250 mm 10 in
350	300 mm 12 in

Auxiliary contacts
OA_



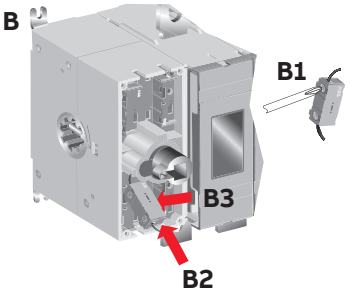

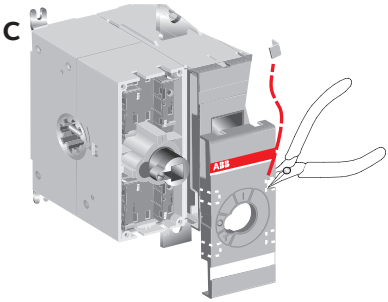

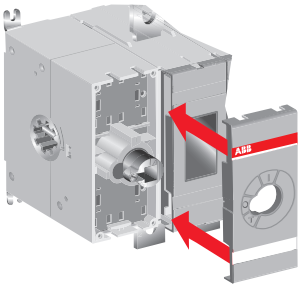

NO: OA1G10
NC: OA3G01

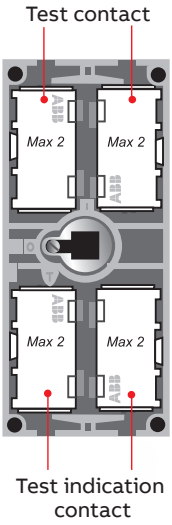

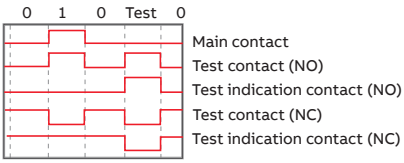

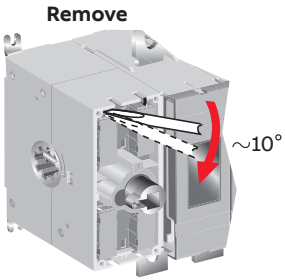

S01749A

Module for auxiliary contacts
OEA_

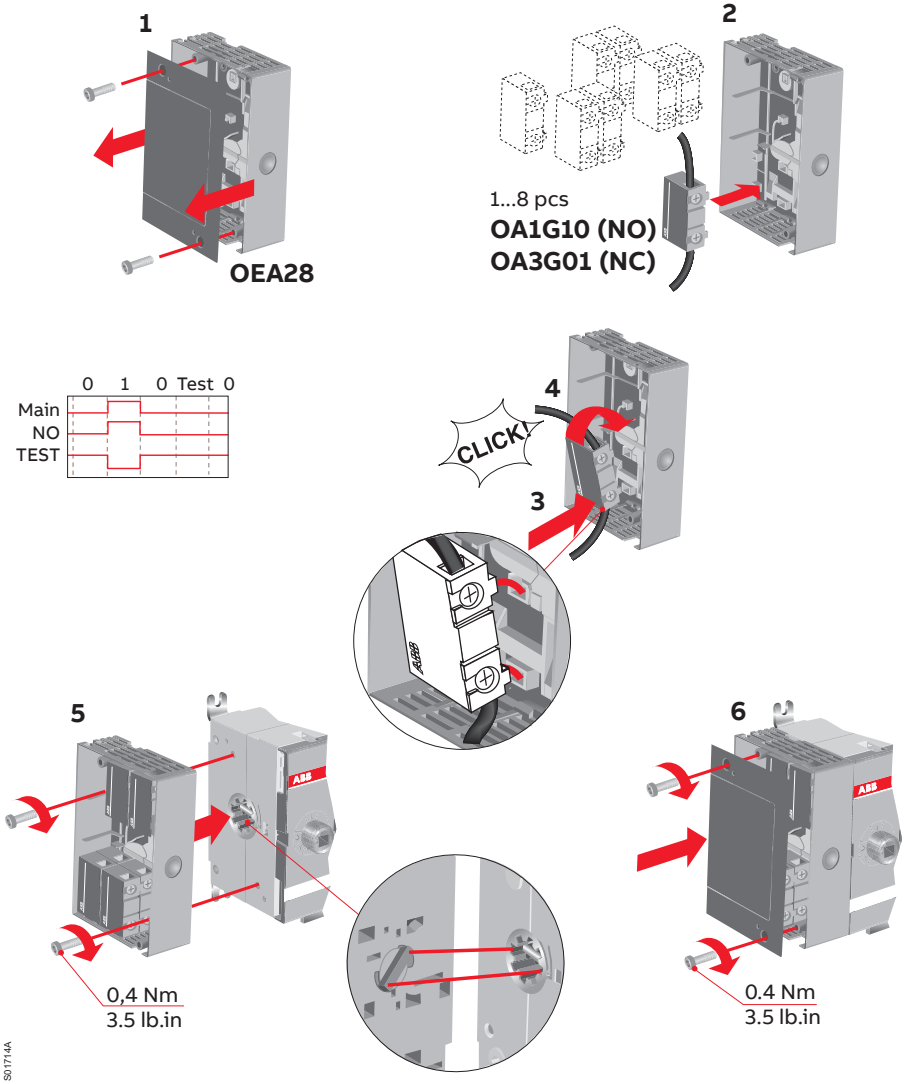

Fourth pole
OTZ400U (UL) and OTZ400E (IEC)

OTZ400 U (UL)

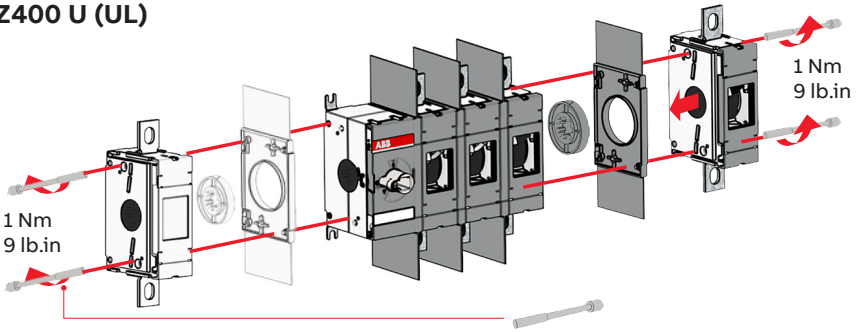

OTZ400 E (IEC)

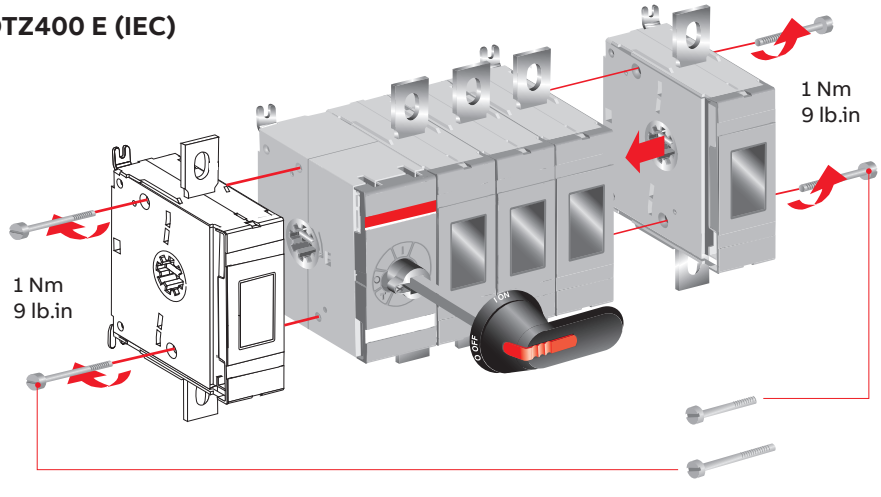

Direct mount handle
OTV

OTV400EK

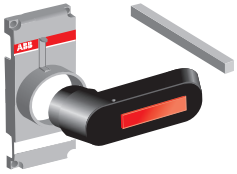

OT315-500E01_04

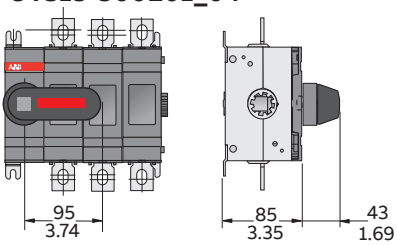

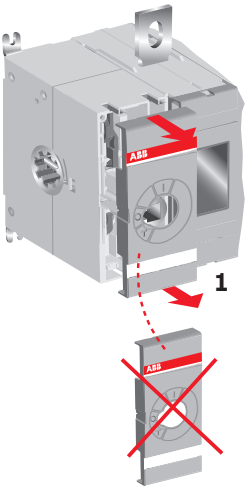

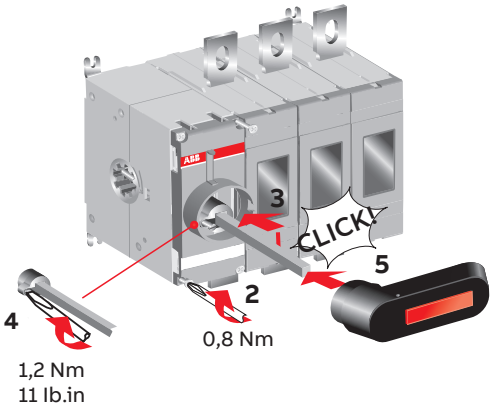



Note: Use protection against direct contact. For example:



Remove

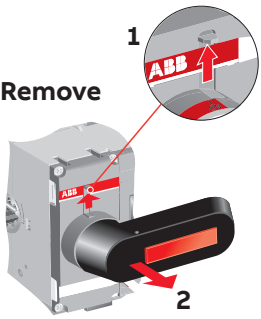

A00099A

Interlocking
OTZT2_

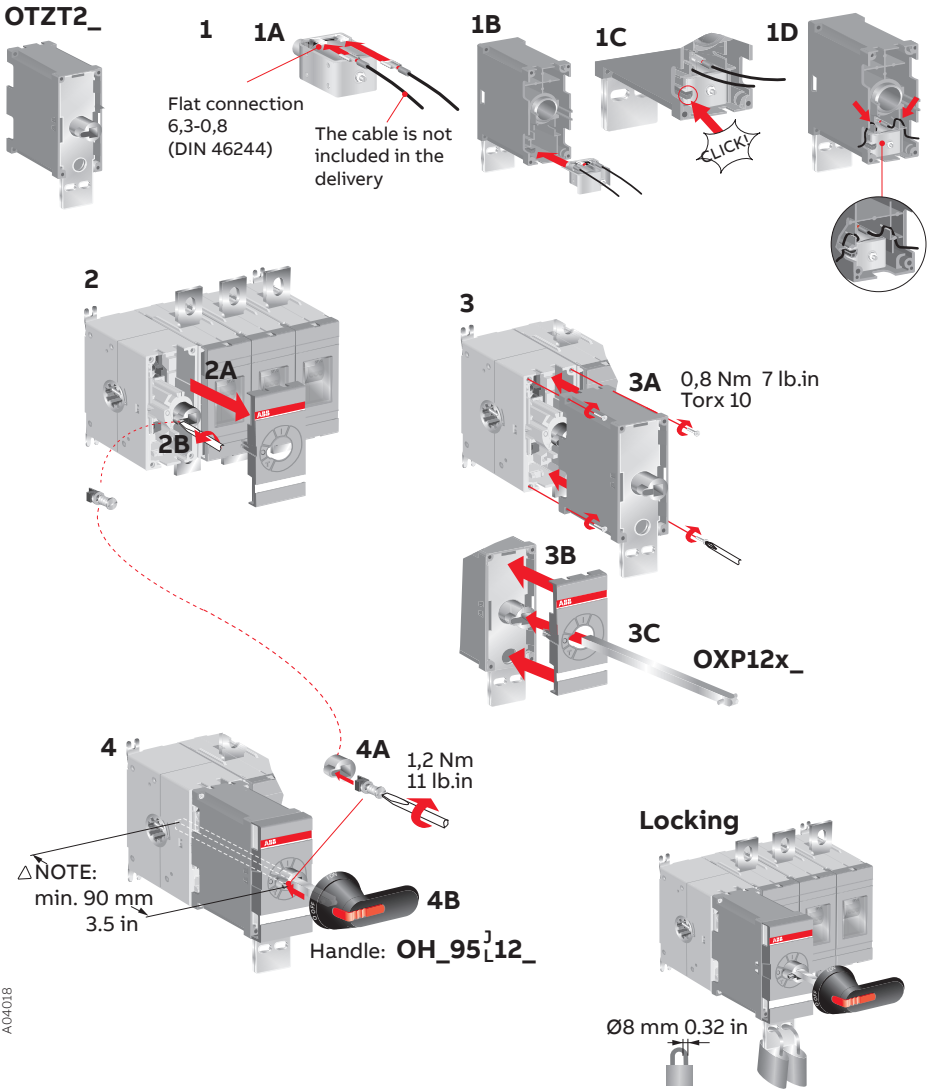

Dimension drawings
OT315-500E01-04

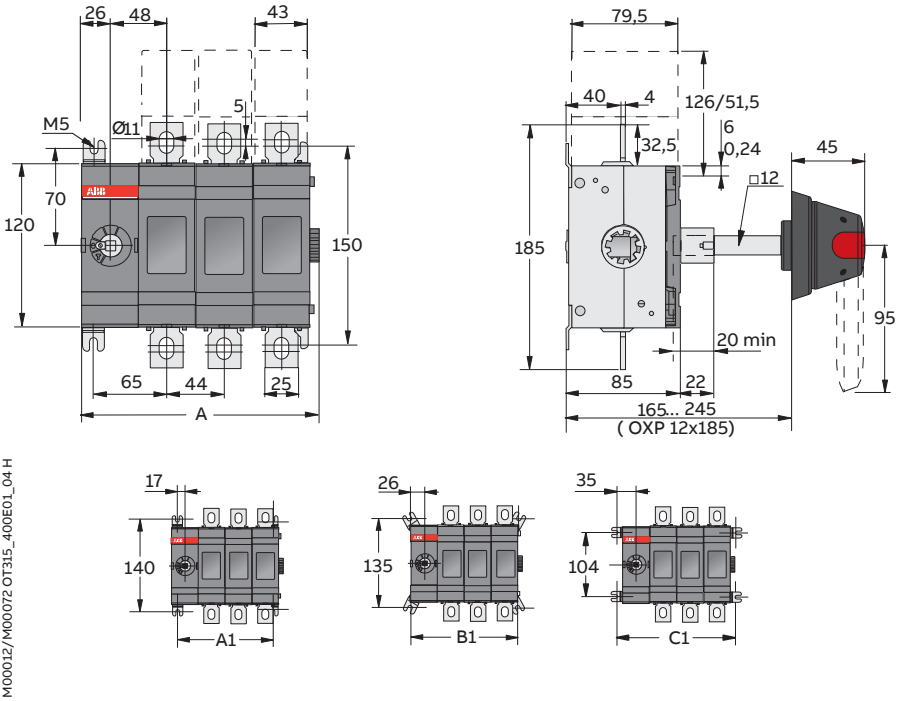

M00012/M00072 OT315_400E01_04 H

mm	OT315/400/500_			
	E01	**E02**	**E03**	**E04**
A	103	147	191	235
A1	78	122	166	210
B1	96	140	184	228
C1	114	158	202	246

Dimension drawings

OT315-500E11-22

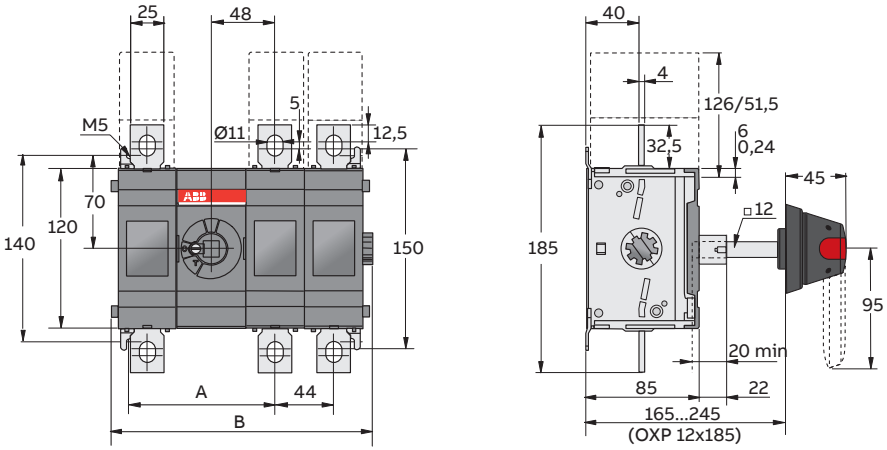

S0173682/OT315_400E11_22 F

mm	OT315/400/500_				
	E11	E12	E13	E22	E23
A	109	109	109	153	153
A	152	196	240	240	284
A1	122	166	210	210	254
A2	61	61	61	105	105
B1	140	184	228	228	272
B2	70	70	70	114	114
C1	158	202	246	246	290
C2	79	79	79	123	123

Dimension drawings
OT400U01-04

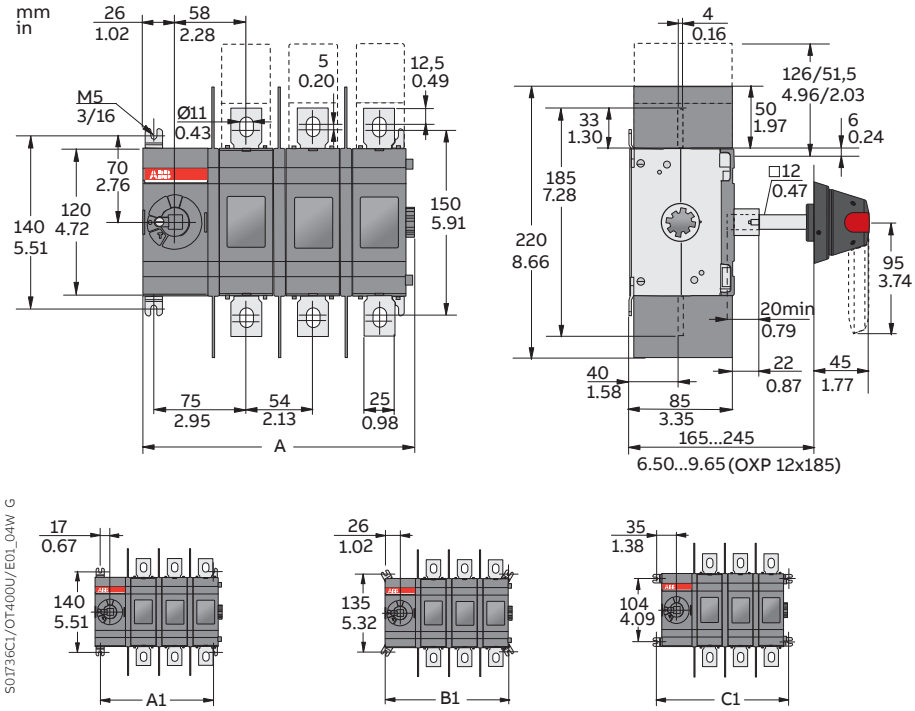

mm in	OT400			
	U01/E01W	U02/E02W	U03/E03W	U04/E04W
A	113 / 4.45	167 / 6.58	221 / 8.70	275 / 10.83
A1	88 / 3.47	142 / 5.59	196 / 7.72	250 / 9.84
B1	106 / 4.17	160 / 4.17	214 / 8.43	268 / 10.55
C1	124 / 4.88	178 / 7.01	232 / 9.13	286 / 11.27

Dimension drawings

OT400U11-22

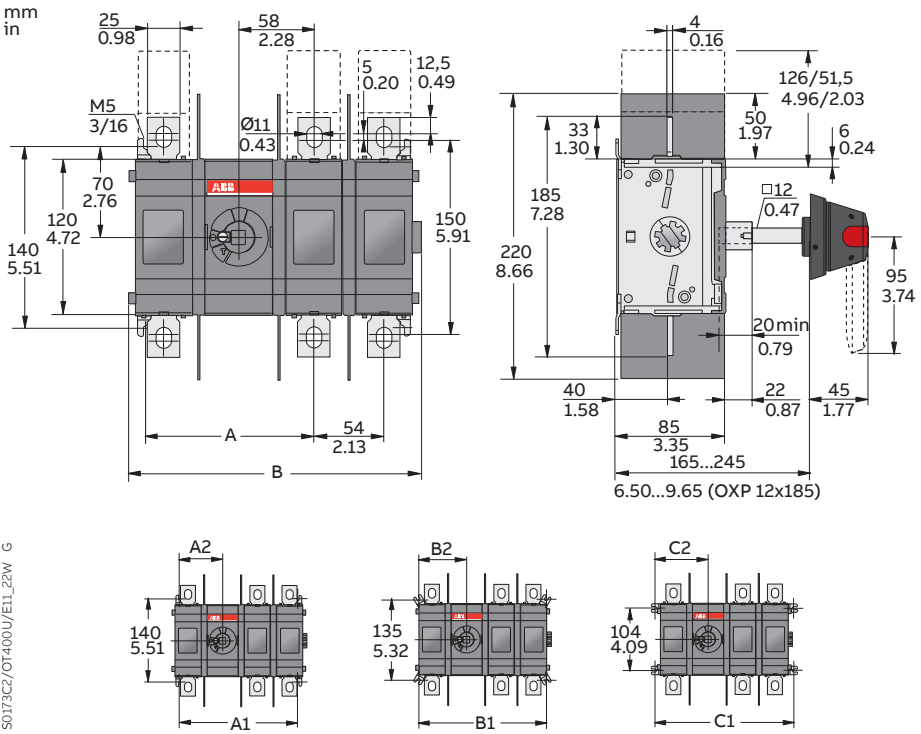

mm in	OT400			
	U11/E11W	U12/E12W	U13/E13W	U14/E14W
A	129 / 5.08	129 / 5.08	129 / 5.08	183 / 7.21
B	172 / 6.77	226 / 8.90	280 / 11.02	280 / 11.02
A1	142 / 5.59	196 / 7.72	250 / 9.84	250 / 9.84
A2	71 / 2.80	71 /2.80	71 / 2.80	125 / 4.92
B1	160 / 6.30	214 / 8.43	268 / 10.55	268 / 10.55
B2	80 / 3.15	80 / 3.15	80 / 3.15	134 / 5.28
C1	178 / 7.01	232 / 9.13	286 / 11.26	286 / 11.27
C2	89 / 3.50	89 / 3.50	89 / 3.50	143 / 5.63






BG Внимание! Опасно напрежение! Да се монтира само от лице с електротехническа квалификация.
CN 警告！电压危险！只能由专业电工进行安装。
CZ Varování! Nebezpečné napětí! Montáž smí provádět výhradně elektrotechnik!
DA Advarsel! Farlig elektrisk spænding! Installation må kun foretages af personer med elektroteknisk ekspertise.
DE Warnung! Gefährliche Spannung! Installation nur durch elektrotechnische Fachkraft.
EL Προειδοποίηση! Υψηλή τάση! Η εγκατάσταση πρέπει να γίνεται μόνο από εξειδικευμένους ηλεκτροτεχνικούς.
EN Warning! Hazardous voltage! Installation by person with electrotechnical expertise only.
ES ¡Advertencia! ¡Tensión peligrosa! La instalación deberá ser realizada únicamente por electricistas especializados.
ET Hoiatus! Ohtlik pinge. Paigaldada võib ainult elektrotehnika-alane ekspert.
FI Varoitus! Vaarallinen jännite! Asennuksen voi tehdä vain sähköalan ammattihenkilö.
FR Avertissement! Tension électrique dangereuse! Installation uniquement par des personnes qualifiées en électrotechnique.
HR Upozorenje! Opasan napon! Postavljati smije samo elektrotehnički stručnjak.
HU Figyelmeztetés! Veszélyes feszültség! Csak elektrotechnikai tapasztalattal rendelkező szakember helyezheti üzembe.
IE Rabhadh! Voltas guaiseach! Ba chóir do dhuine ag a bhfuil saineolas leictriteicniúil, agus an té sin amháin, é seo a shuiteáil.
IT Avvertenza! Tensione pericolosa! Fare installare solo da un elettricista qualificato.
LT Dėmesio! Pavojinga įtampa! Dirbti leidžiama tik elektrotechniko patirties turintiems asmenims.
LV Uzmanību! Bīstami - elektrība! Montāžas darbus drīkst veikt tikai personas, kurām ir atbilstošas elektrotehniskās zināšanas.
MT Twissija! Vultaġġ perikoluż! Għandu jiġi installat biss minn persuna b'kompetenza elettroteknika.
NL Waarschuwing! Gevaarlijke spanning! Mag alleen geïnstalleerd worden door een deskundige elektrotechnicus.
NO Advarsel! Farlig spenning! Montering skal kun utføres av kvalifiserte personer med elektrokompetanse.
PL Ostrzeżenie! Niebezpieczne napięcie! Instalacji może dokonać wyłącznie osoba z fachową wiedzą w dziedzinie elektrotechniki.
PT Aviso! Tensão perigosa! A instalação só deve ser realizada por um eletricista especializado.
RO Avertizare! Tensiune periculoasă! Instalarea trebuie efectuată numai de către o persoană cu experienţă în electrotehnică.
RU Осторожно! Опасное напряжение! Монтаж должен выполняться только специалистом-электриком.
SE Varning! Farlig spänning! Installation får endast utföras av en elektriker.
SK Varovanie! Nebezpečné napätie! Montáž môže vykonávať iba skúsený elektrotechnik.
SL Opozorilo! Nevarna napetost! Vgradnjo lahko opravi le oseba z elektrotehničnim strokovnim znanjem.

Contact us

ABB Oy
P.O. Box 622
FI-65101 Vaasa
Finland

abb.com/lowvoltage

© Copyright 2023 ABB. All rights reserved.
Specifications subject to change without notice.

34OT315-500 rev. AA / 1SCC301035M0010 # 18.12.2023