OsiSense®, soluzioni per il rilevamento

Interruttori ad ultrasuoni Standard e Universali

Cilindrici diametro 12, 18 e 30 corpo in plastica
Alimentazione a corrente continua, uscita statica

564546
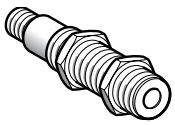
XX5 12A1KAM8

564547
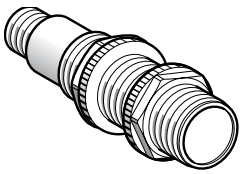
XX5 18A1KAM12

537688
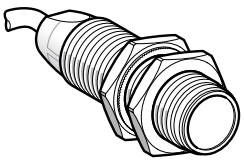
XX5 18A3●●L2

532713
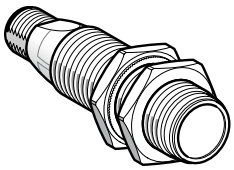
XX5 18A3●AM12

532243
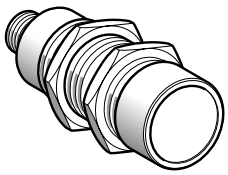
XX6 30A1KAM12

564531
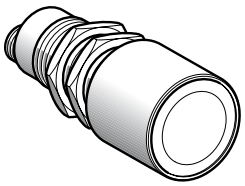
XX6 30A3●CM12

537727
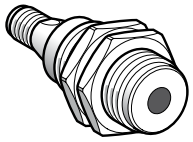
XX6 V3A1●CM12

564530
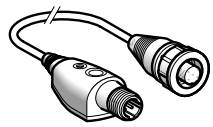
XXZ PB100

564533

XZ CC12FD●40B

564534
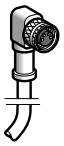
XZ CP1041L●

564535
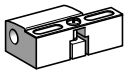
XSZ B11●

564532

XUZ A118

532417
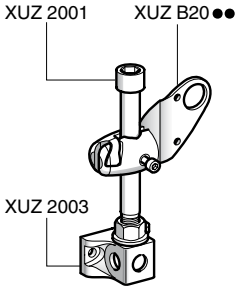

Esempio di Kit 3D

Interruttori Standard

Interruttori	Portata (Sn)	Funzione	Collegam.	Uscita	Riferimento	Peso
	m					kg
Ø 12	0,05	NO	Connettore M8	PNP/NPN	**XX5 12A1KAM8**	0,011
	0,10	NO	Connettore M8	NPN	**XX5 12A2NAM8**	0,011
				PNP	**XX5 12A2PAM8**	0,011
Ø 18	0,15	NO	Connettore M12	PNP/NPN	**XX5 18A1KAM12**	0,033

Interruttori Universali

Ø 18	0,50 (regolab.)	NO	Cavo 2 m	NPN	**XX5 18A3NAL2**	0,080
				PNP	**XX5 18A3PAL2**	0,080
			Connettore M12	NPN	**XX5 18A3NAM12**	0,033
				PNP	**XX5 18A3PAM12**	0,033
Ø 30	1 (regolab.)	NO	Connettore M12	PNP/NPN	**XX6 30A1KAM12**	0,090
				NPN	**XX6 V3A1NAM12**	0,090
				PNP	**XX6 V3A1PAM12**	0,090
		NO + NC	Connettore M12	NPN	**XX6 30A1NCM12**	0,090
					XX6 30S1NCM12 *(1)*	0,090
				PNP	**XX6 30A1PCM12**	0,090
					XX6 30S1PCM12 *(1)*	0,090
	8 (regolab.)	NO + NC	Connettore M12	NPN	**XX6 30A3NCM12**	0,110
				PNP	**XX6 30A3PCM12**	0,110

(1) Involucro inox 303

Accessori

Pulsante di autoapprendimento

Pulsante autoapprendimento	Impiego per interruttori	Riferimento	Peso kg
Impostazione della finestra di rilevamento **Ingresso:** connettore femmina M12 **Uscita:** connettore maschio M12	XX5 18A3●AM12 e XX6 V3A●AM12	**XXZ PB100**	0,035

Accessori di collegamento (uscita 4 fili) *(2)*

Connettori	Impiego per interruttore	Tipo di collegamento		Riferimento	Peso kg
M8	Ø 12	Con presa vampiro assiale	Diritto	**XZ CC8FDM40V**	0,010
			A 90°	**XZ CC8FCM40V**	0,010
		Su morsetti da saldare	Diritto	**XZ CC8FDM40S**	0,010
			A 90°	**XZ CC8FCM40S**	0,010
M12	Ø 18, Ø 30	Su morsetti a vite, anello in metallo	Diritto	**XZ CC12FDM40B**	0,020
			A 90°	**XZ CC12FCM40B**	0,020
		Su morsetti a vite, anello in plastica	Diritto	**XZ CC12FDP40B**	0,020
			A 90°	**XZ CC12FCP40B**	0,020

Prolunghe	Impiego per interruttore	Tipo	Lungh. m	Riferimento	Peso kg
M8	Ø 12	Diritto	2	**XZ CP0166L2** *(3)*	0,080
		A 90°	2	**XZ CP0266L2** *(3)*	0,080
M12	Ø 18, Ø 30	Diritto	2	**XZ CP1141L2** *(3)*	0,090
		A 90°	2	**XZ CP1241L2** *(3)*	0,090

Accessori di fissaggio

Descrizione		Impiego per interruttore	Riferimento	Peso kg
Staffe di fissaggio		Ø 12	**XSZ B112**	0,006
		Ø 18	**XSZ B118**	0,010
Squadra fissa 90°		Ø 12	**XXZ 12**	0,025
		Ø 18	**XUZ A118**	0,038
		Ø 30	**XXZ 30**	0,115
Kit di fissaggio 3D *(4)*	Asta M12	Ø 12, Ø 18 e Ø 30	**XUZ 2001**	0,050
	Giunto cubico per asta M12	Ø 12, Ø 18 e Ø 30	**XUZ 2003**	0,160
	Staffa di fissaggio con giunto snodato	Ø 12	**XUZ B2012**	0,175
		Ø 18	**XUZ B2003**	0,175
		Ø 30	**XUZ B2030**	0,160

(2) Per gli accessori di collegamento 3 fili, consultare il catalogo Rilevamento.
*(3) Per una prolunga da 5 m sostituire **L2** con **L5;** per una prolunga da 10 m, **L2** con **L10**.*
*(4) Per realizzare un kit di fissaggio 3D, ordinare i seguenti elementi: giunto cubico per asta **XUZ 2003**, asta M12 **XUZ 2001**,* staffa di fissaggio con giunto snodato ***XUZ B20●●***

Generalità: pagine da 30600-FR/2 a 30600-FR/7
Caratteristiche : pagina 30601-FR/3
Dimensioni d'ingombro: pagine 30601-FR/4 e 30601-FR/5
Schemi: pagina 30601-FR/7

OsiSense®, soluzioni per il rilevamento

Interruttori ad ultrasuoni Standard e Universali

Cilindrici diametro 12, 18 e 30 corpo in plastica
Alimentazione a corrente continua, uscita statica

Tipo di interruttori			XX5 12A1●●●●	XX5 12A2●●●●	XX5 18A1●●●●	XX5 18A3●M12	XX5 18A3●●L2	XX6 V3A1●●●●	XX6 30A1●●●● 30S1●●●●	XX6 30A3●●●●
Caratteristiche										
Omologazione prodotti			CE							
Conformità alle norme			IEC 60947-5-2, UL508 in corso e CSA C22-2 n° 14 in corso							
Collegamento	Con connettore		M8 - 4 pin	M8 - 3 pin	M12 - 4 pin	M12 - 4 pin	–	M12 - 4 pin	M12 - 4 pin	M12 - 4 pin
	Con cavo		–	–	–	–	Lunghezza= 2m 4 x 0,008 mm²	–	–	–
Campo di rilevamento		**mm**	6,4…51	6,4…102	19…152	51…508	51…508	100...1000	51…991	203…8000
Portata nominale (Sn)		**m**	0,05	0,1	0,15	0,50	0,50	1	1	8
Portata di lavoro		**mm**	Fissa			Regolabile a distanza con pulsante autoapprendimento			Regolabile con pulsante autoapprendim. sul prod.	
Zona cieca (nessun oggetto deve passare in questa zona durante il funzionamento del prodotto)		**mm**	0…6,4	0…6,4	0…19	0…51	0…51	0...100	0…51	0…203
Isteresi		**mm**	< 0,7	< 0,7	< 0,35	< 2,5	< 2,5	< 2,5	< 2,5	< 12,7
Frequenza di emissione		**kHz**	500			300	300	180	200	75
Precisione della ripetibilità		**mm**	± 0,7			± 1,27	± 1,27	± 1,6	± 0,9	± 2,54
Angolo totale del fascio (vedere lobo rilevamento)			11°	10°	8°	6°	6°	7°	10°	16°
Dimensioni minima dell'oggetto da rilevare			Cilindro di Ø 2,5 mm o barra piatta da 1 mm di larghezza		Cilindro di Ø 1,6 mm	Cilindro di Ø 2,5 mm fino ad una portata di 150 mm	Cilindro di Ø 2,5 mm fino ad una portata di 150 mm	Cilindro di Ø 50 mm fino ad una portata di 1000 mm	Cilindro di Ø 1,6 mm fino ad una portata di 635 mm	Cilindro di Ø 50,8 mm fino ad una portata di 4732 mm
Grado di protezione	Secondo IEC 60529 e IEC 60947-5-2		IP 67					IP 67	IP 65	IP 67
Temperatura di immagazz.		**°C**	- 40…+ 80							
Temperatura di funzionamento		**°C**	- 20…+ 65		0…+ 50	- 20…+ 65	- 20…+ 65	0…+ 70	0…+ 60	- 20…+ 60
Materiali	Involucro		ULTEM®			Valox®	Valox®	Valox®	ULTEM®	ULTEM®
			Inox 303 per XX6 30AS1●●●●							
	Faccia sensibile		Epoxy		Silicone	Epoxy	Epoxy	Epoxy	Silicone	Epoxy
Tenuta alle vibrazioni	Secondo IEC 60068-2-6		Ampiezza ± 1 mm (f = 10…55 Hz)							
Tenuta agli urti meccanici	Secondo IEC 60068-2-27		30 gn, durata 11 ms, sui 3 assi							
Tenuta ai disturbi elettromagnetici										
Scariche elettrostatiche	Secondo IEC 61000-4-2	**kV**	8, livello 4							
Campi elettromagnetici irradiati	Secondo IEC 61000-4-3	**V/m**	10, livello 3							
Transitori rapidi	Secondo IEC 61000-4-4	**kV**	1, livello 3							
Segnalazione	Stato dell'uscita		LED giallo	LED giallo	–	LED giallo				
	Presenza Tensione		LED verde	LED verde	–	LED verde			–	
	Aiuto alla messa in opera		–	–	–	LED Bicolore			LED multicolore	
Tensione nominale di alimentazione		**V**	⎓ 12…24 V con protezione contro l'inversione di polarità							
Limiti di tensione (ondulazione compresa)		**V**	⎓ 10…28 V							
Corrente assorbita a vuoto		**mA**	25		60	40	40	60	50	50
Corrente commutata		**mA**	< 100 (PNP e NPN) con protezione contro sovraccarichi e cortocircuiti							
Caduta di tensione		**V**	< 1 (NPN) ; < 1,5 (PNP)							
Frequenza massima di commutazione		**Hz**	125	125	80	40	40	70	10	2
Ritardi	Alla disponibilità	**ms**	20	20	350	100	100	75	720	800
	All'azione	**ms**	2	3	3	10	10	15	20	200
	Al rilascio	**ms**	2	3	3	10	10	75	20	200
Angolo di derivazione dell'oggetto da rilevare rispetto a 90°			± 10°	± 10°	± 10°	± 7°	± 7°	± 5°	± 7°	± 5°

Consigli di messa in opera

Distanze di montaggio da rispettare

Affiancati

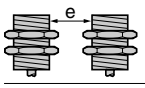

e: rispettare le distanze delle curve di rilevamento pagina 30601-FR/5.

Affacciati

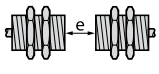

e = 4 x Sn max.

Generalità: pagine da 30600-FR/2 a 30600-FR/7
Riferimenti: pagina 30601-FR/2
Dimensioni d'ingombro: pagine 30601-FR/4 e 30601-FR/5
Schemi: pagina 30601-FR/7

OsiSense®, soluzioni per il rilevamento

Interruttori ad ultrasuoni Standard e Universali

Cilindrici diametro 12, 18 e 30 corpo in plastica
Alimentazione a corrente continua, uscita statica

Dimensioni d'ingombro

XX5 12A••AM8

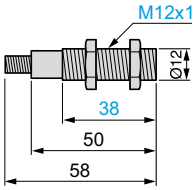

XX5 18A1KAM12

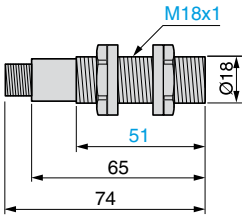

XX5 18A3••L2

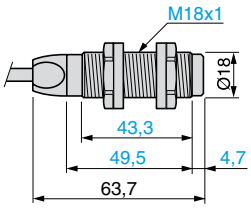

XX5 18A3•AM12

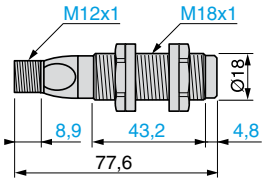

XX6 30A1••M12/ XX6 30S1••M12

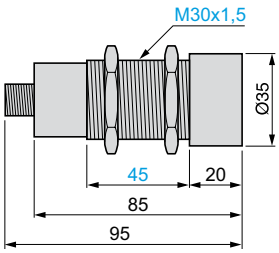

XX6 V3A1•AM12

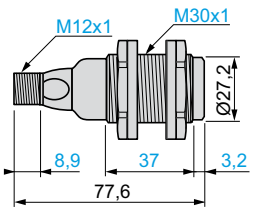

XX6 30A3••M12

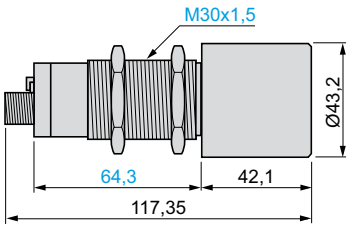

XXZ PB100

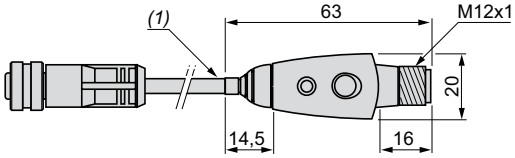

(1) Cavo, lunghezza: 152,4 mm.

OsiSense®, soluzioni per il rilevamento

Interruttori ad ultrasuoni Standard e Universali
Cilindrici diametro 12, 18 e 30 corpo in plastica
Alimentazione a corrente continua, uscita statica

Dimensioni d'ingombro

Accessori

XUZ A118

Squadra fissa 90° (Ø 18)

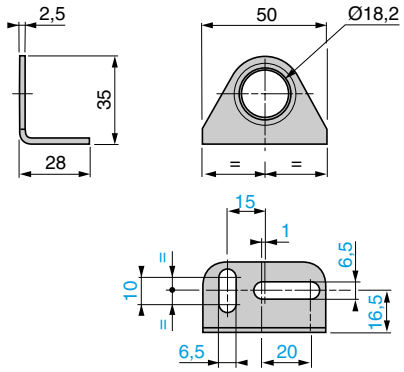

XXZ 12, XXZ 30

Squadra fissa 90° (Ø 12 e Ø 30)

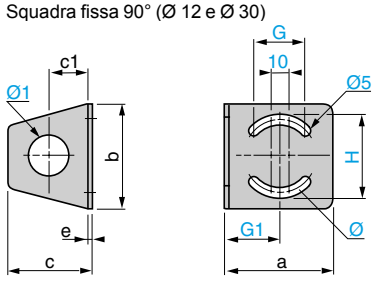

XXZ	a	b	c	c1	e	H	G	G1	Ø	Ø1
12	35	40	33	18	2	31	18	18	25	13
30	67	65	52	25	3	51	35	33	50	31

XSZ B112, XSZ B118

Staffe di fissaggio (Ø 12 e Ø 18)

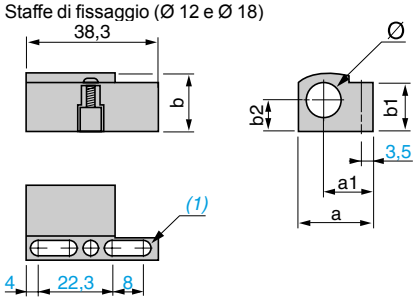

XSZ	a	a1	b	b1	b2	Ø
B112	21,9	14,5	16	15,5	8,5	12
B118	26	15,7	22,3	20,1	11,5	18

(1) 2 asole Ø 4 x 8.

XUZ 2001

Asta M12

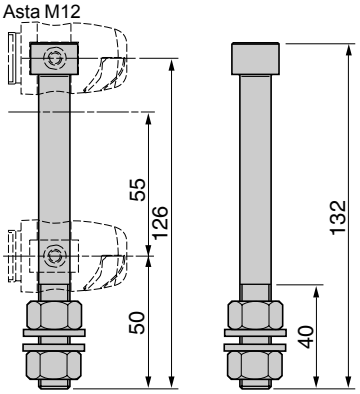

XUZ 2003

Giunto cubico per asta M12

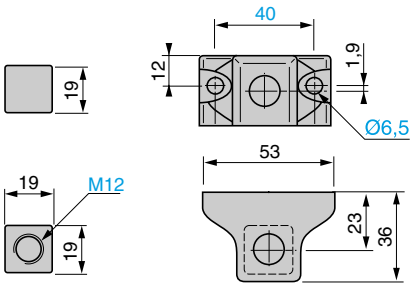

XUZ B2012

Squadra di fissaggio con giunto snodato (Ø 12)

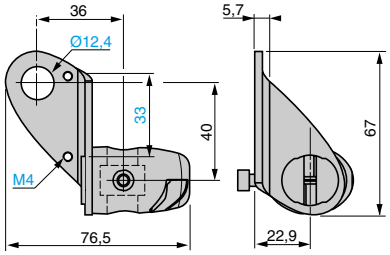

XUZ B2003

Squadra di fissaggio con giunto snodato (Ø 18)

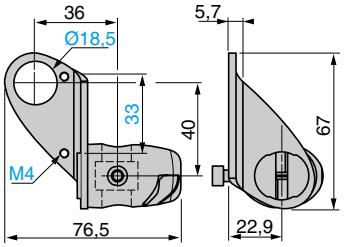

XUZ 2030

Squadra di fissaggio con giunto snodato (Ø 30)

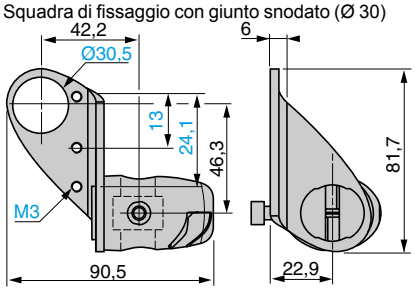

Generalità: pagine da 30600-FR/2 a 30600-FR/7
Riferimenti : pagina 30601-FR/2
Caratteristiche : pagina 30601-FR/3
Schemi: pagina 30601-FR/7

OsiSense®, soluzioni per il rilevamento

Interruttori ad ultrasuoni Standard e Universali

Cilindrici diametro 12, 18 e 30 corpo in plastica
Alimentazione a corrente continua, uscita statica

Curve di rilevamento

XX5 12A1KAM8

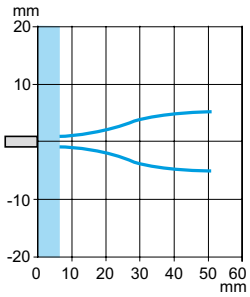

XX5 12A2●NAM8

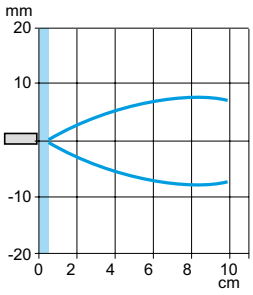

XX5 18A1KAM12

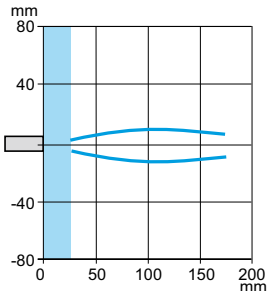

XX5 18A3●●L2/XX5 18A3●AM12

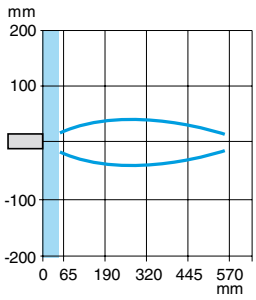

XX6 30A1●CM12

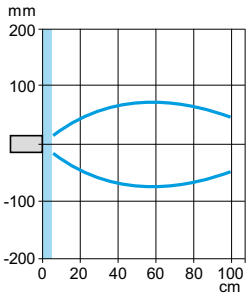

XX6 30A3●CM12

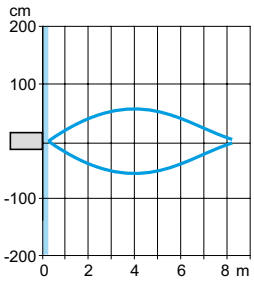

XX6 V3A1

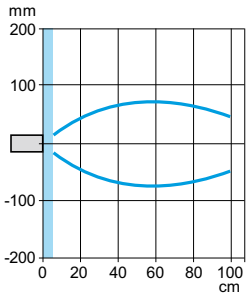

Zona cieca

OsiSense®, soluzioni per il rilevamento

Interruttori ad ultrasuoni Standard e Universali

Cilindrici diametro 12, 18 e 30 corpo in plastica
Alimentazione a corrente continua, uscita statica

Collegamenti

Con connettore M8

XX5 12A1KAM8

Tipo 4 fili

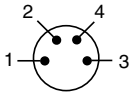

1 (+) 2 Uscita PNP
3 (-) 4 Uscita NPN

Uscite NO, PNP e NPN

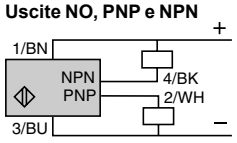

(-) BU (Blu) (+) BN (Marr.)
WH (Bianco) BK (Nero)

XX5 12A2●

Tipo 3 fili

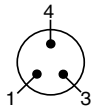

1 (+) 3 (-)
4 Uscita NPN o PNP

Uscite NO, NPN

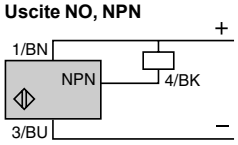

(-) BU (Blu) (+) BN (Marr.)
BK (Nero)

Uscite NO, PNP

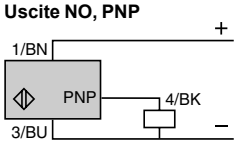

Con connettore M12

XX5 18A1KAM12

Tipo 4 fili

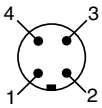

1 (+) 2 Uscita PNP
3 (-) 4 Uscita NPN

Uscite NO, PNP e NPN

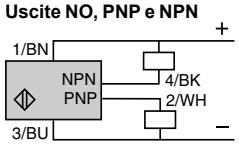

(-) BU (Blu) (+) BN (Marr.)
WH (Bianco) BK (Nero)

XX5 18A3●, XX6 V3●

Tipo 3 fili

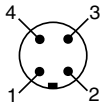

1 (+) 2 Ingresso autoappr.
3 (-) 4 Uscite NPN o PNP

Uscite NO, NPN

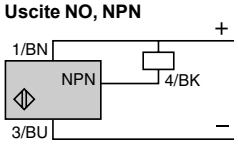

(-) BU (Blu) (+) BN (Marr.)
BK (Nero)

Uscite NO, PNP

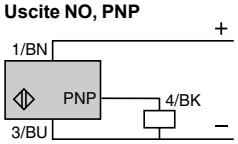

Con cavo

XX5 18A3●● L2

Uscita PNP

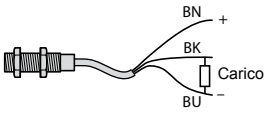

Uscita NPN

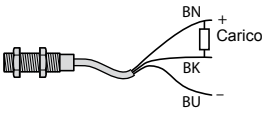

XX6 30A1KAM12

Tipo 4 fili

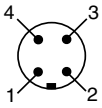

1 (+) 2 Uscita PNP
3 (-) 4 Uscita NPN

Uscite NO, PNP e NPN

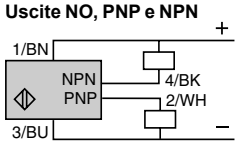

(-) BU (Blu) (+) BN (Marr.)
WH (Bianco) BK (Nero)

XX6 30A●●CM12, XX6 V3A1●●M12

Uscite NO + NC, NPN

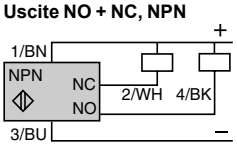

(-) BU (Blu) (+) BN (Marr.)
WH (Bianco) BK (Nero)

Uscite NO + NC, PNP

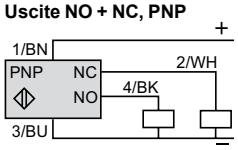

Cablaggio per autoapprendimento campo di rilevamento

Con contatto esterno
XX5 18A3●/XX6 V3●

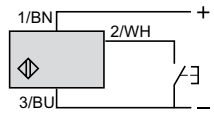

Con XXZ PB100

