Compact Fan Heater
PFH



- high power to size ratio ➢ small, compact design
- wide range of heating capacities 200-1200 W in one housing
- fast heating due to PTC technology
- wall or DIN rail mounting
- low surface temperature
- finger guard at inlet and outlet

Data		PFH 200	PFH 300	PFH 400	PFH 500	Unit
Article number	230 V	17020610030	17030610030	17040610030	17050610030	
	115 V	17020615030	17030615030	17040615030	17050615030	
Heating performance (Ta = +20 °C)		200	300	400	500	W
Max. surface temperature		55				°C
Power consumption		215	315	415	545	W
Starting current		9	12	15	20	A
Volumetric air flow		50				m^3/h
Pre fuse T		6	6	10	10	A

Data		PFH 650	PFH 800	PFH 1000	PFH 1200	Unit
Article number	230 V	17065610030	17080610030	17099610030	17099910030	
	115 V	17065615030	17080615030	17099615030	17099915030	
Heating performance (Ta = +20 °C)		650	800	1000	1200	W
Max. surface temperature		70				°C
Power consumption		665	815	1015	1215	W
Starting current		25	31	25	31	A
Volumetric air flow		50	50	80	80	m^3/h
Pre fuse T		10				A
Weight		740				g
Sytem of protection for intended purpose of use		IP 20				
Rated voltage		115 V or 230 V AC 50 / 60 Hz				
Functional range		104 - 127 V or 207 - 258 V AC 50 / 60 Hz				
Duty cycle		100%				
Operating/storage temperature		- 40 … + 70 / - 40 … + 158				°C / °F
Installation orientation		as desired, preferably vertical				
Device construction		plastic UL 94V-O, black				
Type of mounting		snap fastening for 35 mm profile bars according to EN 60715 or 4 x M5 screws (not included)				
Protection class		II				
Type of connection		plug terminal connector				
Clamping range of connecting terminal		single wire: 2 x 0.5 - 2.5 mm², fine-stranded: (tinned, with ferrule, with pin cable lug) 2 x 0.5 - 1.5 mm²				

Approvals see page 229

Dimensions

mm	PFH
X	88
Y	142
Z	133
A	129
B	142
C	141
D	88
E	35
F	5.5
G	6

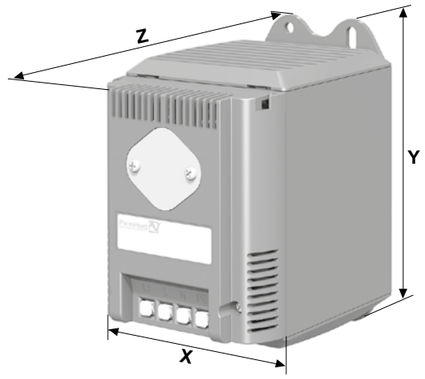

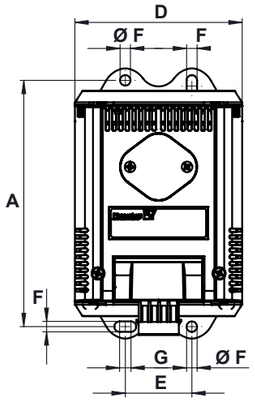

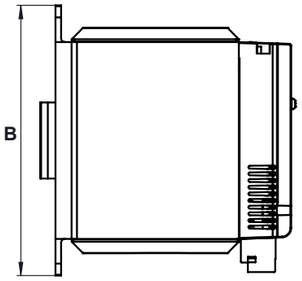

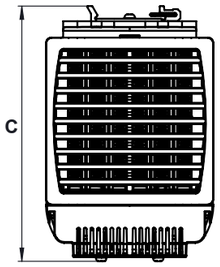

Schematics

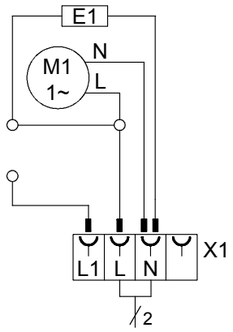

M1: fan
E1: PTC - heating element
X1: connection