

General Data

RAFIX 16 control component range
- For a mounting hole diameter of 16.2 mm to IEC 60947, resp. Ø 23.1 mm for RAFIX 16F
- 250V/6A max.
- Water-jet proof IP65
- Contact blocks: Gold and silver contacts with quick-connect terminals 2.8 x 0.8 mm; Option: PCB plug-in socket
- 3 collar shapes, low-profile design
- The lamps of the pushbuttons can be replaced from the front or rear.
- The contact blocks snap directly onto the actuators without a coupling element and can be easily removed by turning = cost reducing assembly.

The specified data apply only if actuators/signal indicators are combined with contact blocks and lamp sockets within the same product range.

Content

RAFIX 16 - Pushbutton	**2 - 8**
RAFIX 16 - Pushbutton, flush lens, square collar	2 - 10
RAFIX 16 - Pushbutton, protruding lens, square collar	2 - 11
RAFIX 16 - Pushbutton, protruding collar, square collar	2 - 12
RAFIX 16 - Pushbutton, flush lens, round collar	2 - 13
RAFIX 16 - Pushbutton IP66 with protective cap	2 - 14
RAFIX 16 - Pushbutton, protruding lens, round collar	2 - 15
RAFIX 16 - Pushbutton, protruding collar, round collar	2 - 16
RAFIX 16 - Pushbutton, flush lens, square collar, alignable without gaps	2 - 17
RAFIX 16 - Selector switch	**2 - 18**
RAFIX 16 - Selector switch, square collar	2 - 20
RAFIX 16 - Selector switch, round collar	2 - 21
RAFIX 16 - Selector switch, square collar, alignable without gaps	2 - 22
RAFIX 16 - Keylock switch MICROMEC	**2 - 24**
RAFIX 16 - Keylock switch MICROMEC, square collar	2 - 26
RAFIX 16 - Keylock switch MICROMEC, round collar	2 - 27
RAFIX 16 - Keylock switch MICROMEC, square collar, alignable without gaps	2 - 28
RAFIX 16 - Mushroom-headed pushbutton	**2 - 30**
RAFIX 16 - Mushroom-headed pushbutton, round collar	2 - 31
RAFIX 16 - Emergency stop pushbutton	**2 - 32**
RAFIX 16 - Safety emergency stop pushbutton, round collar, dupe-proof, non-blocking	2 - 33
RAFIX 16 - Safety emergency stop pushbutton, round collar, conical, dupe-proof, non-blocking	2 - 34
RAFIX 16 - Emergency stop pushbutton, square collar, illuminable	2 - 34
RAFIX 16 - Emergency stop pushbutton, square collar, not illuminable	2 - 34
RAFIX 16 - Emergency stop pushbutton, round collar, illuminable	2 - 35
RAFIX 16 - Emergency stop pushbutton, round collar, not illuminable	2 - 35
RAFIX 16 - Toggle switch	**2 - 36**
RAFIX 16 - Toggle switch, square collar	2 - 37
RAFIX 16 - Toggle switch, round collar	2 - 37
RAFIX 16 - Toggle switch, square collar, alignable without gaps	2 - 38
RAFIX 16 - Potentiometer drive	**2 - 40**
RAFIX 16 - Potentiometer drive, square collar	2 - 41
RAFIX 16 - Potentiometer drive, round collar	2 - 41
RAFIX 16 - Potentiometer drive, square collar, alignable without gaps	2 - 41

RAFIX 16 - Buzzer **2 - 42**
RAFIX 16 - Buzzer, square collar 2 - 43
RAFIX 16 - Buzzer, round collar 2 - 43
RAFIX 16 - Buzzer, square collar, alignable without gaps 2 - 43
RAFIX 16 - Signal indicator **2 - 44**
RAFIX 16 - Signal indicator, square lens 2 - 45
RAFIX 16 - Signal indicator, square collar, flush lens 2 - 46
RAFIX 16 - Signal indicator, square collar, protruding lens 2 - 46
RAFIX 16 - Signal indicator, round lens 2 - 47
RAFIX 16 - Signal indicator, round collar, flush lens 2 - 47
RAFIX 16 - Signal indicator, round collar, protruding lens 2 - 48
RAFIX 16 - Signal indicator, square collar, alignable without gaps, flush lens 2 - 48
RAFIX 16 - Signal indicator, square collar, alignable without gaps, protruding lens 2 - 49
RAFIX 16 F - Pushbutton **2 - 52**
RAFIX 16 F - Pushbutton, flush lens, square black collar 2 - 54
RAFIX 16 F - Pushbutton, flush lens, round black collar 2 - 55
RAFIX 16 F - Pushbutton, flush lens, round metallized collar NEW 2 - 56
RAFIX 16 F - Selector switch **2 - 58**
RAFIX 16 F - Selector switch, square black collar 2 - 60
RAFIX 16 F - Selector switch, round black collar 2 - 61
RAFIX 16 F - Selector switch, round metallized collar NEW 2 - 62
RAFIX 16 F - Keylock switch MICROMEC **2 - 64**
RAFIX 16 F - Keylock switch MICROMEC, square black collar 2 - 65
RAFIX 16 F - Keylock switch MICROMEC, round black collar 2 - 66
RAFIX 16 F - Keylock switch MICROMEC, round metallized collar NEW 2 - 66
RAFIX 16 F - Emergency stop pushbutton **2 - 68**
RAFIX 16 F - Emergency stop pushbutton, square collar 2 - 69
RAFIX 16 F - Emergency stop pushbutton, round collar 2 - 69
RAFIX 16 F - Signal indicator **2 - 70**
RAFIX 16 F - Signal indicator, flush lens, square black collar 2 - 71
RAFIX 16 F - Signal indicator, flush lens, round black collar 2 - 72
RAFIX 16 F - Signal indicator, flush lens, round metallized collar NEW 2 - 72
RAFIX 16 - Contact blocks with gold contacts **2 - 74**
RAFIX 16 - Standard contact block, gold contacts, with quick-connect terminals 2 - 76
RAFIX 16 - Standard contact block, gold contacts, with screw terminals NEW 2 - 77
RAFIX 16 - Universal contact block, gold contacts, with quick-connect terminals 2 - 78
RAFIX 16 - Universal contact block, gold contacts, with screw terminals NEW 2 - 79
RAFIX 16 - Contact blocks with silver contacts **2 - 80**
RAFIX 16 - Standard contact block, silver contacts, with quick-connect terminals 2 - 82
RAFIX 16 - Standard contact block, silver contacts, with screw terminals NEW 2 - 83
RAFIX 16 - Universal contact block, silver contacts, with quick-connect terminals 2 - 84
RAFIX 16 - universal contact block, silver contacts, with screw terminals NEW 2 - 85
RAFIX 16 - Contact blocks AS-Interface, standard **2 - 86**
RAFIX 16 - Contact block AS-I, standard with lamp socket 2 - 87
RAFIX 16 - Contact block AS-I, standard without lamp socket 2 - 87
RAFIX 16 - Contact blocks AS-Interface, E-stop, Safety at Work 2 - 88
RAFIX 16 - Contact block AS-I, E-stop, Safety at Work 2 - 89
RAFIX 16 - Lamp socket **2 - 90**
RAFIX 16 - Lamp socket W 2 x 4.6 d 2 - 91
RAFIX 16 - Special accessories **2 - 92**
PCB plug-in socket 2 - 92
Multipole connector 2 - 93
Female quick-connect terminal DIN 46340-B 2.8-1-MS 2 - 93
Plug distributor 2 - 93
Protection against contact 2 - 94
Disassembly tool 2 - 94
Protective cover, suitable for lead seal, for pushbuttons, alignable without gaps 2 - 94
Fixing spanner for hexagon nut 2 - 95
RAFIX - Insulating housing, Ø 16.2 mm 2 - 95
RAFIX 22 QR - Insulating housing IP65, Ø 22.3 mm 2 - 96
RAFIX 16 - Label holder, flush, for square collar 2 - 96
RAFIX 16 - Label holder, flush, for round collar 2 - 97
RAFIX 16 - Label holder, protruding, for square flush fitting collar 2 - 97
Emergency stop label, yellow, round 60 mm, PVC adhesive 2 - 98
Emergency stop label, Ø 22.3 mm 2 - 99
Blanking cap with sealing and threaded ring, Ø 16.2 mm 2 - 100
RAFIX 16 F - Blanking cap 2 - 100

General information

RAFIX 16 is a complete control component series and enables you to design attractive control panels with a minimum of space requirements and at the same time sufficiently large actuating areas.



RAFIX 16 F, round

Actuators

Mounting hole according to IEC 60947

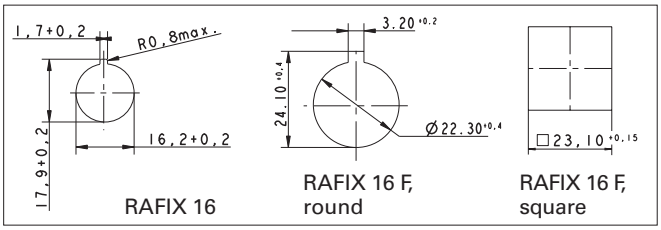

RAFIX 16 | RAFIX 16 F, round | RAFIX 16 F, square

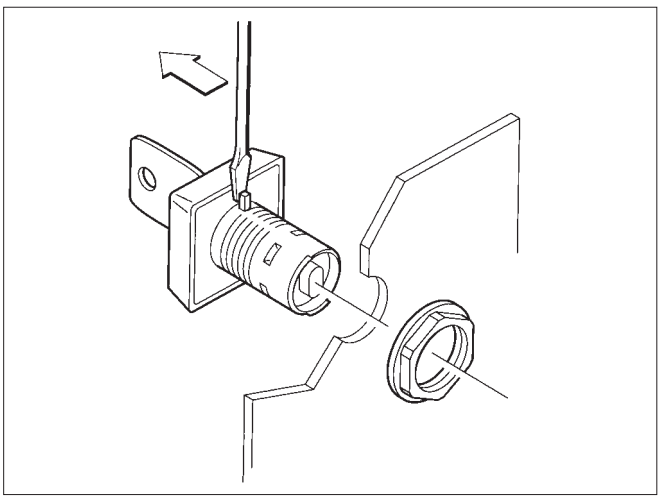

– Locating lug (easily removable).
  The locating lug can be easily removed using a screw-driver.

– Degree of protection IP65 on frontside of the panel.
  This is achieved by a reliable, tried and tested special seal.

RAFIX 16 actuators
– Grid spacing 25 x 25 mm (RAFIX 16 F 30 x 30 mm)
– 7 mm height from front panel (RAFIX 16 F 1.9 mm)
– Three collar shapes, in black
  • Square
  • Round
  • Square, alignable in flush fitting rows, which avoids accumulation of dirt between the collars.

.

Contact blocks

– Standard: for actuators with one-way operation
  • latching function
  • momentary function
– Universal: for E-stop pushbuttons and for actuators with two-way operation, e. g. selector switches
  • momentary function
– AS-Interface

Contact material

– Silver contacts for mains voltage
– Gold contacts for electronic circuits

Illumination

- Wedge base lamp or LED, socket W 2 x 4.6 d

Assembly

– Single-handed cost-effectiv assembly method
– Panel thickness 0.5 … 5 mm (RAFIX 16 F 0.5 ... 3.5 mm)
– Fixing with hexagon nut
– Starting torque 1.2 Nm max.

Shock-resistance according to IEC 600 68-2-27

– Shock amplitude: ≤ 50 g
– Shock time: 11 ms
– Shock type: half sinusoidal

Environment conditions

– acc. to IEC 600 68-2, -14, -30, -33 and -78

Temperature range

– Operating temperature:
  non-illuminated: - 25 … + 70 °C
  illuminated: - 25 … + 55 °C
– Storage temperature: - 40 … + 85 °C

Dimensional Drawings RAFIX 16

Actuator with contact block resp. signal indicator with lamp socket

Contact block with quick-connect terminals and RAFIX 16 pushbutton

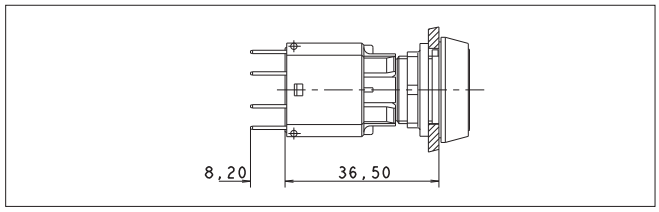

... with protection cage

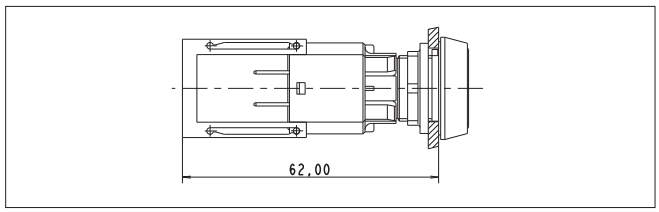

... with multipole connector

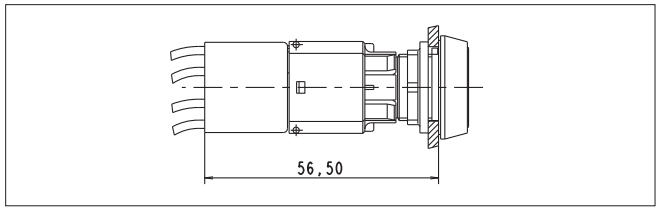

... with PCB plug-in socket

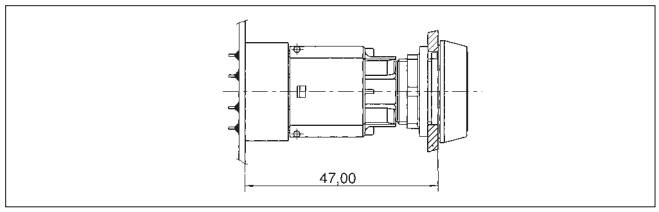

Contact block with screw terminals and RAFIX 16 pushbutton

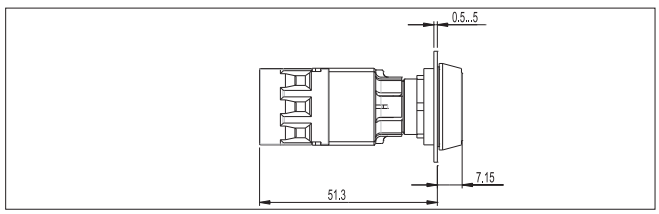

Contact block with quick-connect terminals and RAFIX 16 F keylock switch

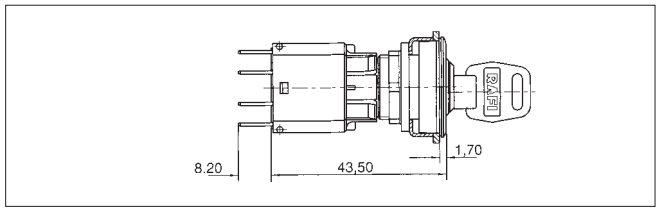

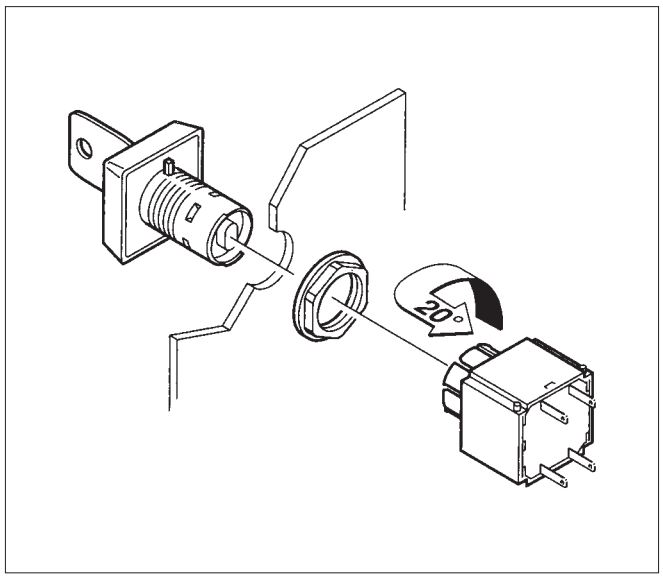

Assembly/Disassembly

Assembly

– Insert the actuator through the panel cut-out from the front.
– If there is no locating indent provided in the cut-out, first remove the locating lug using a screwdriver.
– Screw the hexagon nut onto the actuator or signal indicator from the rear and tighten it using a fixing spanner.
– Click the contact block onto the actuator from the rear.
– Install protection against accidental contact, if applicable.

With quick-connect terminals
Contact cables with quick connector

With screw terminals
Push in cables and fix by srewing

Disassembly

– Turn the contact block by approx. 20° to the left or right – the latches open.
– Pull the contact block off towards the rear.

To dismount a PCB, pull the PCB with the soldered plug-in sockets off the mounted contact blocks.

Legending

- **Label holders**
  All elements can be labelled using a separate label holder. The label holder is mounted together with the actuator/signal indicator. For order numbers and standard legend, refer to the section "Legending".

- **Lenses**
  Non-illuminated push-buttons and mushroom-headed pushbuttons can be printed or laser engraved.

- **Legend inserts**
  All illuminated pushbuttons and the majority of the signal indicators can be labelled by means of legend inserts. The legend inserts are fitted between actuator body and lens and can be easily changed.

RAFI can also provide you custom legending. Price and delivery on request.

Lamp replacement from front

Use the disassembly tool to grasp the actuator body and pull it towards the front with the lens.
Alternatively, you can use a screwdriver in place of the disassembly tool. In this case, insert the screwdriver between actuator body and collar and carefully raise the actuator body.
Replace the lamp using a lamp extractor or a suitable insulation sleeve.

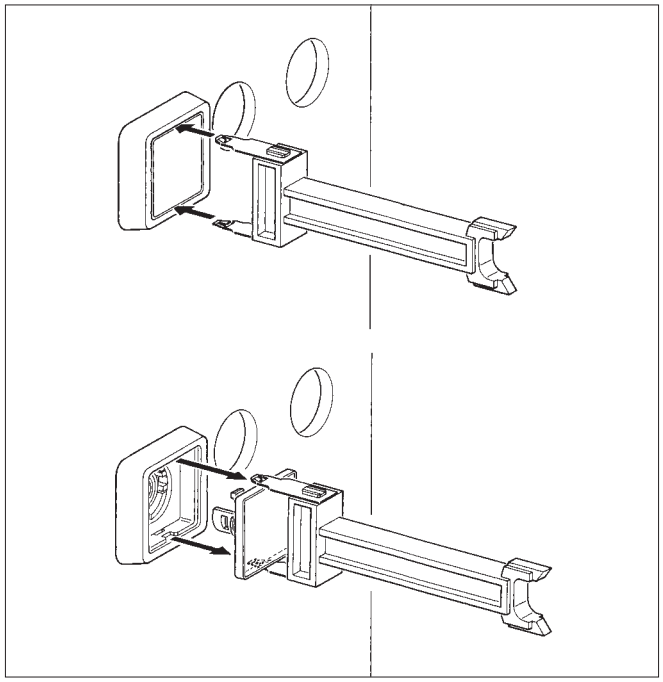

Lamp replacement from front

RAFIX 16 - Pushbutton



Pict.: transparent red

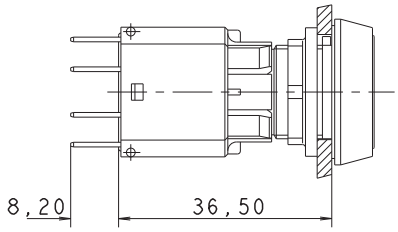

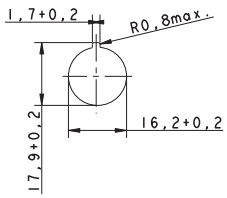

Panel cut-out

Technical Data

General information

Actuator	see order block
Colour of lens	see order block
Form of collar	see order block

Dimensions

Collar dimensions	see order block
Overall height	see order block
Mounting depth	44.7 mm
Mounting hole	16.2 mm
Key grid	25 x 25 mm

Mechanical design

Mounting	ring nut
Contact function	according to contact block
Contact arrangement	according to contact block
Illumination	see order block

Mechanical characteristics

Operating travel	3 mm
Robustness min.	100 N

Other specifications

Operating life (operations)	2,000,000
Degree of protection from front side	IP65
Operation temperature min.	-25 °C
Ambient temp. operating max. without lamp /LED	+70 °C
Ambient temp. operating max. with lamp /LED	+55 °C
Storage temperature min.	-40 °C
Storage temperature max.	+85 °C
Environmental restistance	acc. to IEC 60068-2 -14, -30, -33 and -78

Approvals

IEC 61058

C22.2 No. 14-M91

Typical accessories RAFIX 16 - Pushbutton

Description	Photo	Order no.	Additional accessories see page
RAFIX 16 - Standard contact block, 1 NC + 1 NO, momentary, silver contacts, with lamp socket		**1.20.122.001/0000**	2 - 82
RAFIX 16 - Standard contact block, 1 NC + 1 NO, momentary, gold contacts, with lamp socket		**1.20.122.011/0000**	2 - 76
RAFIX 16 - Standard contact block, 1 NC + 1 NO, momentary, silver contacts, without lamp socket		**1.20.122.021/0000**	2 - 82

Stock items are marked by **bold printed order numbers.**

Typical accessories RAFIX 16 - Pushbutton

Description	Photo	Order no.	Additional accessories see page
RAFIX 16 - Standard contact block, 1 NC + 1 NO, momentary, gold contacts, without lamp socket		**1.20.122.031/0000**	2 - 76
RAFIX 16 - Standard contact block, silver contacts, with lamp socket, screw terminals		**1.20.122.101/0000**	2 - 83
RAFIX 16 - Standard contact block, gold contacts, with lamp socket, screw terminals		**1.20.122.111/0000**	2 - 77
RAFIX 16 - Contact block AS-I, standard		1.20.130.101/0000	2 - 87
LED W 2 x 4.6d superbright, white, 24 V		**1.90.690.365/0000**	5 - 14
Disassembly tool for LUMOTAST 25, RAFIX 16		**5.05.800.042/0000**	2 - 94
Label holder, flush, for square collar		**5.07.620.004/0000**	2 - 96
Fixing spanner for hexagon nut		**5.58.002.034/0000**	2 - 95
Legend insert, blank, use only for transparent lenses		**5.70.635.000/2000**	

RAFIX 16 - Pushbutton, flush lens, square collar



Pict.: transparent colourless

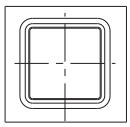

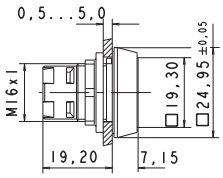

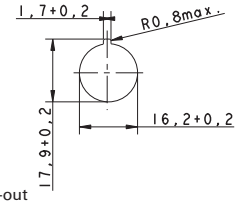

Panel cut-out

Illumination	Colour of lens	Order no. complete	Order no. single parts	
			Housing	Lens
yes	transparent colourless	**1.30.070.001/1002**	1.30.070.501/0000	5.49.077.011/1002
yes	transparent red	**1.30.070.001/1306**	1.30.070.501/0000	5.49.077.011/1306
yes	transparent yellow	**1.30.070.001/1403**	1.30.070.501/0000	5.49.077.011/1403
yes	transparent green	**1.30.070.001/1505**	1.30.070.501/0000	5.49.077.011/1505
yes	transparent blue	**1.30.070.001/1607**	1.30.070.501/0000	5.49.077.011/1607
no	opaque black	**1.30.070.251/0100**	1.30.070.501/0000	5.49.077.011/0104
no	opaque white	**1.30.070.251/0200**	1.30.070.501/0000	5.49.077.011/0200
no	opaque red	**1.30.070.251/0300**	1.30.070.501/0000	5.49.077.011/0313
no	opaque yellow	**1.30.070.251/0400**	1.30.070.501/0000	5.49.077.011/0410
no	opaque green	**1.30.070.251/0500**	1.30.070.501/0000	5.49.077.011/0518
no	opaque blue	**1.30.070.251/0600**	1.30.070.501/0000	5.49.077.011/0612

Technical data see page 2 - 8

Accessoires:
Legend insert, blank, use only for transparent lenses: **5.70.635.000/2000**

For the „latching“ function, please use the standard contact block with „latching“ function.

Stock items are marked by **bold printed order numbers.**

RAFIX 16 - Pushbutton, protruding lens, square collar



Pict.: transparent red

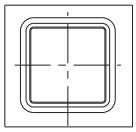

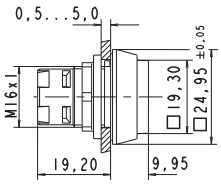

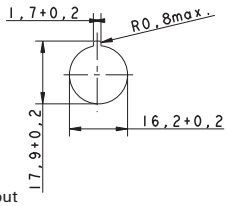

Panel cut-out

Illumination	Colour of lens	Order no. complete	Order no. single parts	
			Housing	Lens
yes	transparent colourless	1.30.070.051/1002	1.30.070.551/0000	5.49.077.012/1002
yes	transparent red	1.30.070.051/1306	1.30.070.551/0000	5.49.077.012/1306
yes	transparent yellow	1.30.070.051/1403	1.30.070.551/0000	5.49.077.012/1403
yes	transparent green	1.30.070.051/1505	1.30.070.551/0000	5.49.077.012/1505
yes	transparent blue	1.30.070.051/1607	1.30.070.551/0000	5.49.077.012/1607
no	opaque black	1.30.070.301/0100	1.30.070.801/0000	5.46.657.442/0100
no	opaque red	1.30.070.301/0300	1.30.070.801/0000	5.46.657.442/0300

Technical data see page 2 - 8

Accessoires:
Legend insert, blank, use only for transparent lenses: **5.70.635.000/2000**

For the „latching“ function, please use the standard contact block with „latching“ function.

Stock items are marked by **bold printed order numbers.**

RAFIX 16 - Pushbutton, protruding collar, square collar



Pict.: transparent blue

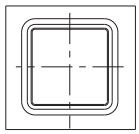

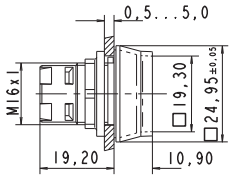

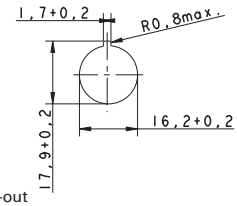

Panel cut-out

Illumination	Colour of lens	Order no. complete	Order no. single parts	
			Housing	Lens
yes	transparent colourless	1.30.070.101/1002	1.30.070.601/0000	5.49.077.011/1002
yes	transparent red	1.30.070.101/1306	1.30.070.601/0000	5.49.077.011/1306
yes	transparent yellow	1.30.070.101/1403	1.30.070.601/0000	5.49.077.011/1403
yes	transparent green	1.30.070.101/1505	1.30.070.601/0000	5.49.077.011/1505
yes	transparent blue	1.30.070.101/1607	1.30.070.601/0000	5.49.077.011/1607

Technical data see page 2 - 8

Accessoires:
Legend insert, blank, use only for transparent lenses: **5.70.635.000/2000**

The protruding collar offers protection against inadvertent operation and thereby fulfils the safety requirements of various machinery manufacturers.
For the „latching“ function, please use the standard contact block with „latching“ function.

Stock items are marked by **bold printed order numbers.**

RAFIX 16 - Pushbutton, flush lens, round collar



Pict.: transparent yellow

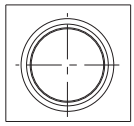

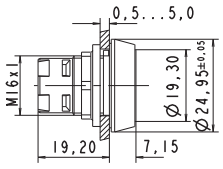

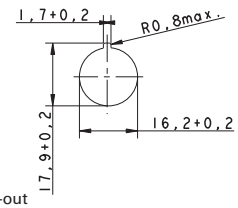

Panel cut-out

Illumination	Colour of lens	Order no. complete	Order no. single parts	
			Housing	Lens
yes	transparent colourless	**1.30.070.021/1002**	1.30.070.521/0000	5.49.259.017/1002
yes	transparent red	**1.30.070.021/1306**	1.30.070.521/0000	5.49.259.017/1306
yes	transparent yellow	**1.30.070.021/1403**	1.30.070.521/0000	5.49.259.017/1403
yes	transparent green	**1.30.070.021/1505**	1.30.070.521/0000	5.49.259.017/1505
yes	transparent blue	**1.30.070.021/1607**	1.30.070.521/0000	5.49.259.017/1607
no	opaque black	**1.30.070.271/0100**	1.30.070.521/0000	5.49.259.017/0104
no	opaque white	**1.30.070.271/0200**	1.30.070.521/0000	5.49.259.017/0200
no	opaque red	**1.30.070.271/0300**	1.30.070.521/0000	5.49.259.017/0313
no	opaque yellow	**1.30.070.271/0400**	1.30.070.521/0000	5.49.259.017/0410
no	opaque green	**1.30.070.271/0500**	1.30.070.521/0000	5.49.259.017/0518
no	opaque blue	**1.30.070.271/0600**	1.30.070.521/0000	5.49.259.017/0612

Technical data see page 2 - 8

Accessoires:
Legend insert, blank, use only for transparent lenses: **5.70.637.000/2000**

For the „latching“ function, please use the standard contact block with „latching“ function.

Stock items are marked by **bold printed order numbers.**

RAFIX 16 - Pushbutton IP66 with protective cap



Pict.: transparent yellow

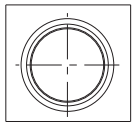

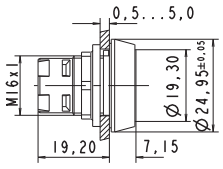

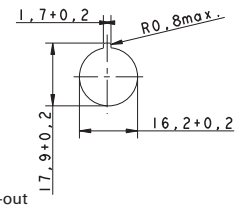

Panel cut-out

Illumination	Colour of lens	Order no. complete	Order no. single parts	
			Housing	Lens
yes	transparent colourless	1.30.070.026/1002	-	-
yes	transparent red	1.30.070.026/1306	-	-
yes	transparent yellow	1.30.070.026/1403	-	-
yes	transparent green	1.30.070.026/1505	-	-
yes	transparent blue	1.30.070.026/1607	-	-

Technical data see page 2 - 8

Accessoires:
Legend insert, blank, use only for transparent lenses: **5.70.637.000/2000**

Pushbutton for use in hostile environments. A transparent protective cap ensures a degree of protection of IP 66 to DIN/IEC.
Operating life: 500,000 operations.
For the „latching“ function, please use the standard contact block with „latching“ function.

Stock items are marked by **bold printed order numbers.**

RAFIX 16 - Pushbutton, protruding lens, round collar



Pict.: opaque red

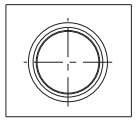

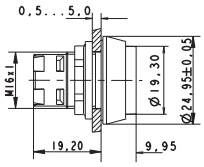

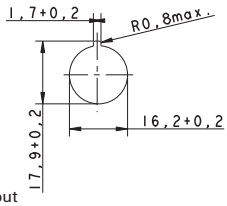

Panel cut-out

Illumination	Colour of lens	Order no. complete	Order no. single parts	
			Housing	Lens
yes	transparent colourless	1.30.070.071/1002	1.30.070.571/0000	5.49.259.018/1002
yes	transparent red	1.30.070.071/1306	1.30.070.571/0000	5.49.259.018/1306
yes	transparent yellow	1.30.070.071/1403	1.30.070.571/0000	5.49.259.018/1403
yes	transparent green	1.30.070.071/1505	1.30.070.571/0000	5.49.259.018/1505
yes	transparent blue	1.30.070.071/1607	1.30.070.571/0000	5.49.259.018/1607
no	opaque black	1.30.070.321/0100	-	-
no	opaque red	1.30.070.321/0300	-	-

Technical data see page 2 - 8

Accessoires:
Legend insert, blank, use only for transparent lenses: **5.70.637.000/2000**

For the „latching“ function, please use the standard contact block with „latching“ function.

Stock items are marked by **bold printed order numbers.**

RAFIX 16 - Pushbutton, protruding collar, round collar



Pict.: transparent red

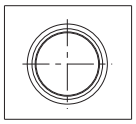

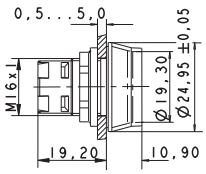

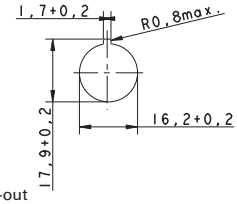

Panel cut-out

Illumination	Colour of lens	Order no. complete	Order no. single parts	
			Housing	Lens
yes	transparent colourless	1.30.070.121/1002	1.30.070.621/0000	5.49.259.017/1002
yes	transparent red	1.30.070.121/1306	1.30.070.621/0000	5.49.259.017/1306
yes	transparent yellow	1.30.070.121/1403	1.30.070.621/0000	5.49.259.017/1403
yes	transparent green	1.30.070.121/1505	1.30.070.621/0000	5.49.259.017/1505
yes	transparent blue	1.30.070.121/1607	1.30.070.621/0000	5.49.259.017/1607

Technical data see page 2 - 8

Accessoires:
Legend insert, blank, use only for transparent lenses: **5.70.637.000/2000**

The protruding collar offers protection against inadvertent operation and thereby fulfils the safety requirements of various machinery manufacturers.
For the „latching“ function, please use the standard contact block with „latching“ function.

Stock items are marked by **bold printed order numbers.**

RAFIX 16 - Pushbutton, flush lens, square collar, alignable without gaps



Pict.: transparent green

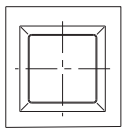

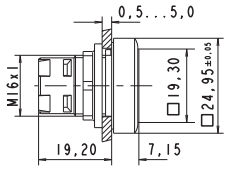

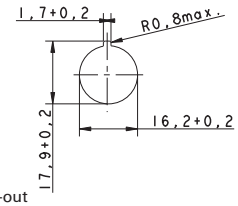

Panel cut-out

Illumination	Colour of lens	Order no. complete	Order no. single parts	
			Housing	Lens
yes	transparent colourless	**1.30.070.201/1002**	1.30.070.701/0000	5.49.077.011/1002
yes	transparent red	**1.30.070.201/1306**	1.30.070.701/0000	5.49.077.011/1306
yes	transparent yellow	**1.30.070.201/1403**	1.30.070.701/0000	5.49.077.011/1403
yes	transparent green	**1.30.070.201/1505**	1.30.070.701/0000	5.49.077.011/1505
yes	transparent blue	**1.30.070.201/1607**	1.30.070.701/0000	5.49.077.011/1607
no	opaque black	**1.30.070.451/0100**	1.30.070.701/0000	5.49.077.011/0104
no	opaque white	**1.30.070.451/0200**	1.30.070.701/0000	5.49.077.011/0200
no	opaque red	**1.30.070.451/0300**	1.30.070.701/0000	5.49.077.011/0313
no	opaque yellow	**1.30.070.451/0400**	1.30.070.701/0000	5.49.077.011/0410
no	opaque green	**1.30.070.451/0500**	1.30.070.701/0000	5.49.077.011/0518
no	opaque blue	**1.30.070.451/0600**	1.30.070.701/0000	5.49.077.011/0612

Technical data see page 2 - 8

Accessoires:
Legend insert, blank, use only for transparent lenses: **5.70.635.000/2000**

For the „latching“ function, please use the standard contact block with „latching“ function.

Stock items are marked by **bold printed order numbers.**

RAFIX 16 - Selector switch



Pict.: Handle marking opaque white



Handle marking opaque white

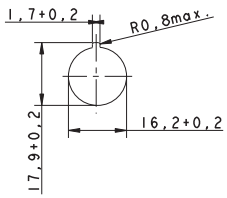

Panel cut-out

General Data

The illuminated selector switches are provided with translucent handle markings. These are opaque on the non-illuminated versions.

Technical Data

General information	
Actuator	handle
Marking of handle	see order block
Form of collar	see order block
Dimensions	
Collar dimensions	see order block
Overall height	17.1 mm
Mounting depth	44.7 mm
Mounting hole	16.2 mm
Key grid	25 x 25 mm
Mechanical design	
Mounting	ring nut
Contact function	see order block
Contact arrangement	according to contact block
Illumination	see order block
Rotating angle	see order block

Mechanical characteristics	
Torque max.	1.3 Nm
Other specifications	
Operating life (operations)	30,000
Degree of protection from front side	IP65
Operation temperature min.	-25 °C
Ambient temp. operating max. without lamp /LED	+70 °C
Ambient temp. operating max. with lamp /LED	+55 °C
Storage temperature min.	-40 °C
Storage temperature max.	+85 °C
Environmental restistance	acc. to IEC 60068-2 -14, -30, -33 and -78

Approvals

IEC 61058

C22.2 No. 14-M91

Typical accessories RAFIX 16 - Selector switch

Description	Photo	Order no.	Additional accessories see page
RAFIX 16 - Universal contact block, 1 NC + 1 NO, momentary, silver contacts, with lamp socket		**1.20.123.001/0000**	2 - 84
RAFIX 16 - Universal contact block, 1 NC + 1 NO, momentary, gold contacts, with lamp socket		**1.20.123.011/0000**	2 - 78
RAFIX 16 - Universal contact block, gold contacts, with lamp socket, screw terminals		**1.20.123.111/0000**	2 - 79
RAFIX 16 - Universal contact block, silver contacts, without lamp socket, screw terminals		**1.20.123.121/0000**	2 - 85
Label holder, flush, for square collar		**5.07.620.004/0000**	2 - 96
Fixing spanner for hexagon nut		**5.58.002.034/0000**	2 - 95

For suitable LEDs, filament lamps and other contact blocks, refer to the chapter „RAFIX 16 contact blocks“; for additional accessories, refer to the chapter „RAFIX 16 special accessories“.

RAFIX 16 - Selector switch, square collar



Pict.: Handle marking translucent

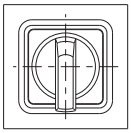

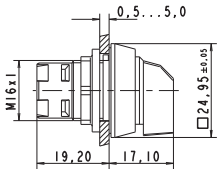

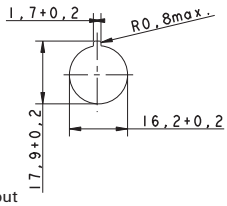

Panel cut-out

Illumination	Contact function	Rotating angle		Marking of handle	Order no.
yes	momentary	1 x 40°	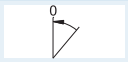	translucent white	1.30.073.551/2000
yes	momentary	2 x 40°		translucent white	1.30.073.651/2000
yes	latching	1 x 90°, Form L	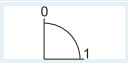	translucent white	1.30.073.501/2000
yes	latching	1 x 90°, Form V	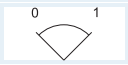	translucent white	1.30.073.601/2000
yes	latching	2 x 60°	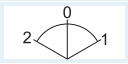	translucent white	1.30.073.701/2000
no	momentary	1 x 40°	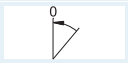	opaque white	1.30.073.550/0200
no	momentary	2 x 40°		opaque white	1.30.073.650/0200
no	latching	1 x 90°, Form L	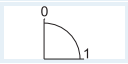	opaque white	1.30.073.500/0200
no	latching	1 x 90°, Form V	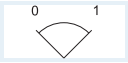	opaque white	1.30.073.600/0200
no	latching	2 x 60°	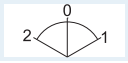	opaque white	1.30.073.700/0200

Technical data see page 2 - 18

Only use contact blocks with „momentary“ contact function.
For versions with clockwise and counterclockwise rotation, use universal contact blocks only!
Other contact functions and handle marking colours available on request.
For coloured illumination of the handle marking please use contact block with lamp socket and coloured LED W 2 x 4,6d (see chapter 5 accessories).

Stock items are marked by **bold printed order numbers.**

RAFIX 16 - Selector switch, round collar



Pict.: Handle marking opaque white

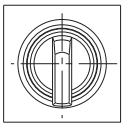

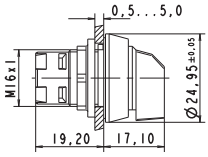

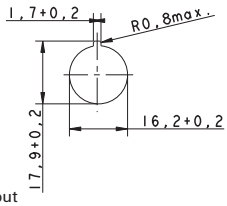

Panel cut-out

Illumination	Contact function	Rotating angle		Marking of handle	Order no.
yes	momentary	1 x 40°	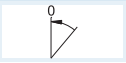	translucent white	1.30.073.571/2000
yes	momentary	2 x 40°		translucent white	1.30.073.671/2000
yes	latching	1 x 90°, form L	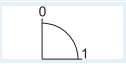	translucent white	1.30.073.521/2000
yes	latching	1 x 90°, form V	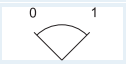	translucent white	1.30.073.621/2000
yes	latching	2 x 60°	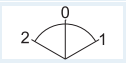	translucent white	1.30.073.721/2000
no	momentary	1 x 40°	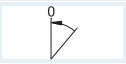	opaque white	1.30.073.570/0200
no	momentary	2 x 40°		opaque white	1.30.073.670/0200
no	latching	1 x 90°, form L	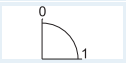	opaque white	1.30.073.520/0200
no	latching	1 x 90°, form V	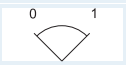	opaque white	1.30.073.620/0200
no	latching	2 x 60°	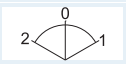	opaque white	1.30.073.720/0200

Technical data see page 2 - 18

Only use contact blocks with „momentary“ contact function.
For versions with clockwise and counterclockwise rotation, use universal contact blocks only!
Other contact functions and handle marking colours available on request.
For coloured illumination of the handle marking please use contact block with lamp socket and coloured LED W 2 x 4,6d (see chapter 5 accessories).

Stock items are marked by **bold printed order numbers.**

RAFIX 16 - Selector switch, square collar, alignable without gaps



Pict.: Handle marking opaque white

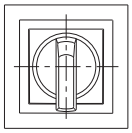

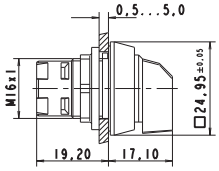

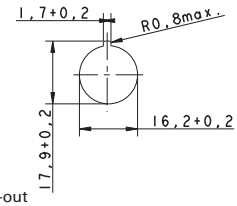

Panel cut-out

Illumination	Contact function	Rotating angle		Marking of handle	Order no.
yes	momentary	1 x 40°	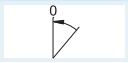	translucent white	1.30.073.591/2000
yes	momentary	2 x 40°		translucent white	1.30.073.691/2000
yes	latching	1 x 90°, form L	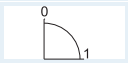	translucent white	1.30.073.541/2000
yes	latching	1 x 90°, form V	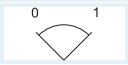	translucent white	1.30.073.641/2000
yes	latching	2 x 60°	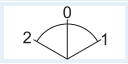	translucent white	1.30.073.741/2000
no	momentary	1 x 40°	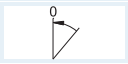	opaque white	1.30.073.590/0200
no	momentary	2 x 40°		opaque white	1.30.073.690/0200
no	latching	1 x 90°, form L	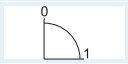	opaque white	1.30.073.540/0200
no	latching	1 x 90°, form V	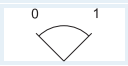	opaque white	1.30.073.640/0200
no	latching	2 x 60°	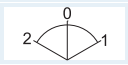	opaque white	1.30.073.740/0200

Technical data see page 2 - 18

Only use contact blocks with „momentary“ contact function.
For versions with clockwise and counterclockwise rotation, use universal contact blocks only!
Other contact fuctions and handle marking colours available on request.
For coloured illumination of the handle marking please use contact block with lamp socket and coloured LED W 2 x 4,6d (see chapter 5 accessories).

RAFIX 16 - Keylock switch MICROMEC





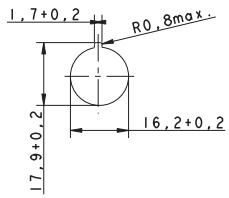

Panel cut-out

Technical Data

General information

Form of collar	see order block

Dimensions

Collar dimensions	see order block
Overall height	27.95 mm
Mounting depth	44.7 mm
Mounting hole	16.2 mm
Key grid	25 x 25 mm

Mechanical design

Mounting	ring nut
Contact function	see order block
Contact arrangement	according to contact block
Illumination	no
Lock	Micromec
Wafers	5
Lock type	001
Number of locking positions	500
Main key	on request
Rotating angle	see order block
Key removal position	see order block

Mechanical characteristics

Torque max.	1.3 Nm

Electrical characteristics

Protection class	II

Other specifications

ESD-strength lock / contact	15 kV
ESD strength key/ front panel	8 kV
Operating life (operations)	65,000
Degree of protection from front side	IP65
Operation temperature min.	-25 °C
Ambient temp. operating max. without lamp /LED	+70 °C
Storage temperature min.	-40 °C
Storage temperature max.	+85 °C
Environmental restistance	acc. to IEC 60068-2 -14, -30, -33 and -78

Approvals

IEC 61058

C22.2 No. 14-M91

Typical accessories RAFIX 16 - Keylock switch MICROMEC

Description	Photo	Order no.	Additional accessories see page
RAFIX 16 - Universal contact block, 1 NC + 1 NO, momentary, silver contacts, without lamp socket		**1.20.123.021/0000**	2 - 84
RAFIX 16 - Universal contact block, 1 NC + 1 NO, momentary, gold contacts, without lamp socket		**1.20.123.031/0000**	2 - 78
RAFIX 16 - Universal contact block, gold contacts, with lamp socket, screw terminals		**1.20.123.111/0000**	2 - 79
RAFIX 16 - Universal contact block, silver contacts, without lamp socket, screw terminals		**1.20.123.121/0000**	2 - 85
RAFIX 16 - Contact block AS-I, standard		1.20.130.101/0000	2 - 87
Label holder, flush, for square collar		**5.07.620.004/0000**	2 - 96
Fixing spanner for hexagon nut		**5.58.002.034/0000**	2 - 95
Spare key, for single action, e.g. 1 x 90° (delivery content 1 key)		5.58.007.001/0000	
Spare key, for double action, e.g. 2 x 90° (delivery content 1 key)		5.58.008.001/0000	

For other contact blocks, refer to the chapter „RAFIX 16 contact blocks“; for additional accessories, refer to the chapter „RAFIX 16 special accessories“.

Stock items are marked by **bold printed order numbers.**

RAFIX 16 - Keylock switch MICROMEC, square collar



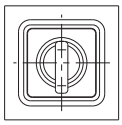

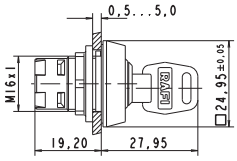

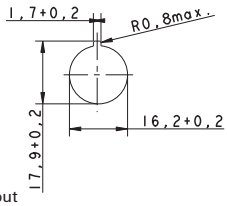

Panel cut-out

Contact function	Rotating angle	Key removal position		Order no.
momentary	1 x 40°	0	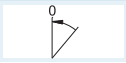	1.30.076.501/0000
momentary	2 x 40°	0		1.30.076.701/0000
latching	1 x 90°, form L	0	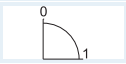	1.30.076.001/0000
latching	1 x 90°, form L	0+1	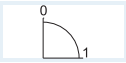	1.30.076.051/0000
latching	1 x 90°, form V	0	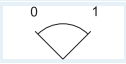	1.30.076.101/0000
latching	1 x 90°, form V	0+1	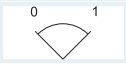	1.30.076.151/0000
latching	2 x 90°	0	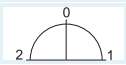	1.30.076.301/0000
latching	2 x 90°	0+1+2	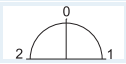	1.30.076.401/0000

Technical data see page 2 - 24

Only use contact blocks with „momentary“ contact function. For versions with clockwise and counterclockwise rotation, use universal contact block only.
Other contact functions on request.
Included: 2 keys

Stock items are marked by **bold printed order numbers.**

RAFIX 16 - Keylock switch MICROMEC, round collar



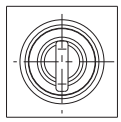

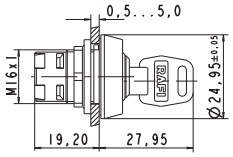

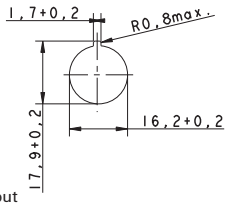

Panel cut-out

Contact function	Rotating angle	Key removal position		Order no.
momentary	1 x 40°	0	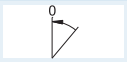	1.30.076.521/0000
momentary	2 x 40°	0		1.30.076.721/0000
latching	1 x 90°, form L	0	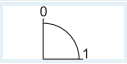	1.30.076.021/0000
latching	1 x 90°, form L	0+1	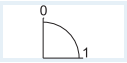	1.30.076.071/0000
latching	1 x 90°, form V	0	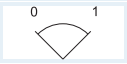	1.30.076.121/0000
latching	1 x 90°, form V	0+1	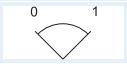	1.30.076.171/0000
latching	2 x 90°	0	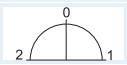	1.30.076.321/0000
latching	2 x 90°	0+1+2	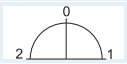	1.30.076.421/0000

Technical data see page 2 - 24

Only use contact blocks with „momentary“ contact function. For versions with clockwise and counterclockwise rotation, use universal contact block only.
Other contact functions on request.
Included: 2 keys

Stock items are marked by **bold printed order numbers.**

RAFIX 16 - Keylock switch MICROMEC, square collar, alignable without gaps



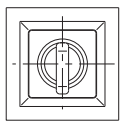

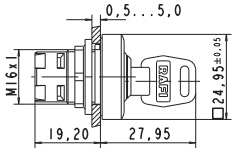

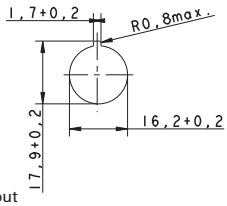

Panel cut-out

Contact function	Rotating angle	Key removal position		Order no.
momentary	1 x 40°	0	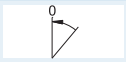	1.30.076.541/0000
momentary	2 x 40°	0		1.30.076.741/0000
latching	1 x 90°, form L	0	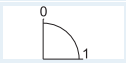	1.30.076.041/0000
latching	1 x 90°, form L	0+1	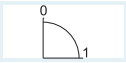	1.30.076.091/0000
latching	1 x 90°, form V	0	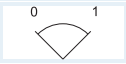	1.30.076.141/0000
latching	1 x 90°, form V	0+1	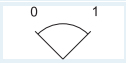	1.30.076.191/0000
latching	2 x 90°	0	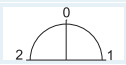	1.30.076.341/0000
latching	2 x 90°	0+1+2	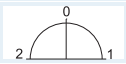	1.30.076.441/0000

Technical data see page 2 - 24

Only use contact blocks with „momentary“ contact function. For versions with clockwise and counterclockwise rotation, use universal contact block only.
Other contact functions on request.
Included: 2 keys

Stock items are marked by **bold printed order numbers.**

RAFIX 16 - Mushroom-headed pushbutton



Pict.: red

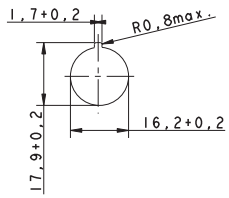

Panel cut-out

Technical Data

General information

Actuator	mushroom
Colour of mushroom	see order block
Form of collar	see order block

Dimensions

Collar dimensions	see order block
Overall height	12.1 mm
Mounting depth	44.7 mm
Mounting hole	16.2 mm
Key grid	25 x 25 mm

Mechanical design

Mounting	ring nut
Contact function	according to contact block
Contact arrangement	according to contact block
Illumination	no

Mechanical characteristics

Operating travel	3 mm
Robustness max.	100 Nm

Other specifications

Operating life (operations)	2,000,000
Degree of protection from front side	IP65
Operation temperature min.	-25 °C
Ambient temp. operating max. without lamp /LED	+70 °C
Storage temperature min.	-40 °C
Storage temperature max.	+85 °C
Environmental restistance	acc. to IEC 60068-2 -14, -30, -33 and -78

Approvals

IEC 61058

C22.2 No. 14-M91

Typical accessories RAFIX 16 - Mushroom-headed pushbutton

Description	Photo	Order no.	Additional accessories see page
RAFIX 16 - Standard contact block, 1 NC + 1 NO, momentary, silver contacts, without lamp socket		**1.20.122.021/0000**	2 - 82
RAFIX 16 - Standard contact block, 1 NC + 1 NO, momentary, gold contacts, without lamp socket		**1.20.122.031/0000**	2 - 76
RAFIX 16 - Standard contact block, silver contacts, without lamp socket, screw terminals		**1.20.122.121/0000**	2 - 83

Stock items are marked by **bold printed order numbers.**

Typical accessories RAFIX 16 - Mushroom-headed pushbutton

Description	Photo	Order no.	Additional accessories see page
RAFIX 16 - Standard contact block, gold contacts, without lamp socket, screw terminals		**1.20.122.131/0000**	2 - 77
RAFIX 16 - Contact block AS-I, standard		1.20.130.101/0000	2 - 87
Label holder, flush, for square collar		**5.07.620.004/0000**	2 - 96
Fixing spanner for hexagon nut		**5.58.002.034/0000**	2 - 95

For other contact blocks, refer to the chapter „RAFIX 16 contact blocks“; for additional accessories, refer to the chapter „RAFIX 16 special accessories“.

RAFIX 16 - Mushroom-headed pushbutton, round collar



Pict.: red

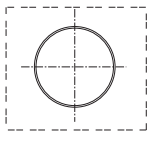

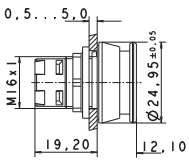

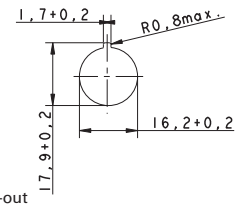

Panel cut-out

Illumination	Colour of mushroom	Order no.
no	opaque black	1.30.071.021/0100
no	opaque red	1.30.071.021/0300

Technical data see page 2 - 30

For the „latching“ function, please use the standard contact block with „latching“ function.

RAFIX 16 - Emergency stop pushbutton





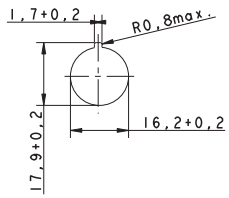

Panel cut-out

Technical Data

General information	
Actuator	mushroom
Colour of mushroom	see order block
Form of collar	see order block
Dimensions	
Collar dimensions	see order block
Overall height	see order block
Mounting depth	44.7 mm
Mounting hole	16.2 mm
Mechanical design	
Mounting	ring nut
Contact function	latching
Contact arrangement	according to contact block
Illumination	see order block
Reset	counterclockwise or clockwise rotation
Mechanical characteristics	
Robustness min.	100 N
Robustness	acc. to IEC 60947-5-5

Other specifications	
Operating life (operations)	30,000
Degree of protection from front side	IP65
Operation temperature min.	-25 °C
Ambient temp. operating max. without lamp /LED	+70 °C
Ambient temp. operating max. with lamp /LED	+55 °C
Storage temperature min.	-40 °C
Storage temperature max.	+85 °C
Environmental restistance	acc. to IEC 60068-2 -14, -30, -33 and -78
Corresponding to CE Ma-Dir. 89/392	yes
Dupe-proof acc. to DIN EN ISO 13850	see order block

Approvals

IEC 61058 C22.2 No. 14-M91 IEC 60204, IEC 73

Typical accessories RAFIX 16 - Emergency stop pushbutton

Description	Photo	Order no.	Additional accessories see page
RAFIX 16 - Universal contact block, 1 NC, momentary, silver contacts, without lamp socket		**1.20.123.022/0000**	2 - 84

Typical accessories RAFIX 16 - Emergency stop pushbutton

Description	Photo	Order no.	Additional accessories see page
RAFIX 16 - Universal contact block, 1 NC, momentary, gold contacts, without lamp socket		**1.20.123.032/0000**	2 - 78
RAFIX 16 - Universal contact block, silver contacts, without lamp socket, screw terminals		**1.20.123.125/0000**	2 - 85
RAFIX 16 - Universal contact block, gold contacts, without lamp socket, screw terminals		**1.20.123.135/0000**	2 - 79
RAFIX 16 - Contact block AS-I, E-stop, coupling contact		1.20.130.001/0000	2 - 89
Fixing spanner for hexagon nut		**5.58.002.034/0000**	2 - 95
Adhesive label yellow, round 16.3 / 60 mm, with legend „NOT-HALT, EMERGENCY STOP, ARRET D´URGENCE, EMERGENZA“		5.76.204.106/0400	2 - 98, 5 - 28
Adhesive label yellow, round 16.3 / 40 mm, with legend „NOT-HALT, EMERGENCY STOP, ARRET D´URGENCE, EMERGENZA“		5.76.204.114/0400	2 - 98, 5 - 28
Adhesive label yellow, round 16.3 / 60 mm, without legend		**5.76.204.400/0400**	2 - 98, 5 - 28

For suitable LEDs, filament lamps and other contact blocks, refer to the chapter „RAFIX 16 contact blocks“; for additional accessories, refer to the chapter „RAFIX 16 special accessories“.

RAFIX 16 - Safety emergency stop pushbutton, round collar, dupe-proof, non-blocking



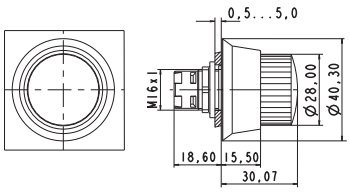

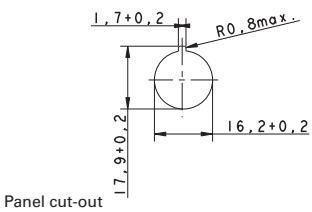

Panel cut-out

Illumination	Colour of mushroom	Order no.
no	opaque red, collar yellow	**1.30.074.821/0000**

Technical data see page 2 - 32

Only use universal contact blocks.
The positively driven mechanical arrangement is dupe-proof to DIN EN ISO 13850.
Special shape prevents blocking: Actuation cannot be interrupted by any jamming objects.

RAFIX 16 - Safety emergency stop pushbutton, round collar, conical, dupe-proof, non-blocking





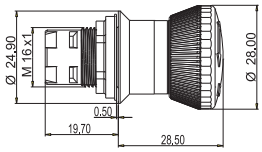

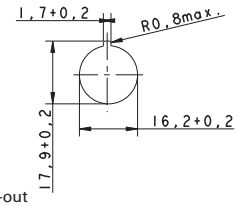

Panel cut-out

Illumination	Colour of mushroom	Order no.
no	opaque red	**1.30.074.281/0300**

Technical data see page 2 - 32

Only use universal contact blocks.
The positively driven mechanical arrangement is dupe-proof to DIN EN ISO 13850.

RAFIX 16 - Emergency stop pushbutton, square collar, illuminable



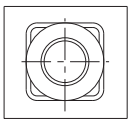

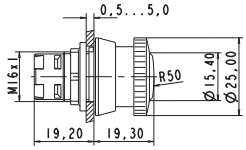

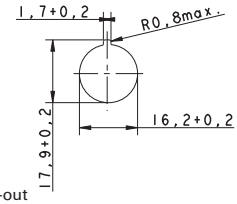

Panel cut-out

Illumination	Colour of mushroom	Order no.
yes	translucent red	1.30.074.501/0304

Technical data see page 2 - 32

Only use universal contact blocks.

RAFIX 16 - Emergency stop pushbutton, square collar, not illuminable



Pict.: red

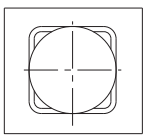

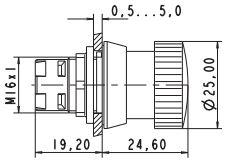

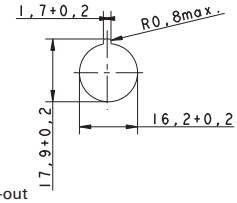

Panel cut-out

Illumination	Colour of mushroom	Order no.
no	opaque red	1.30.074.101/0301

Technical data see page 2 - 32

Only use universal contact blocks.
The positively driven mechanical arrangement is dupe-proof to DIN EN ISO 13850.

Stock items are marked by **bold printed order numbers.**

RAFIX 16 - Emergency stop pushbutton, round collar, illuminable



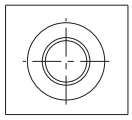

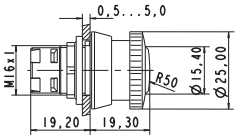

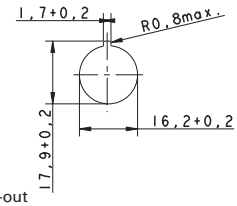

Panel cut-out

Illumination	Colour of mushroom	Order no.
yes	translucent red	**1.30.074.521/0304**

Technical data see page 2 - 32

Only use universal contact blocks.

RAFIX 16 - Emergency stop pushbutton, round collar, not illuminable



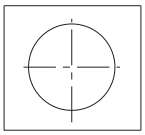

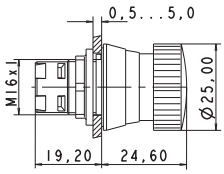

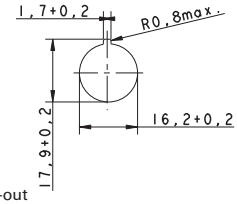

Panel cut-out

Illumination	Colour of mushroom	Order no.
no	opaque red	**1.30.074.121/0301**

Technical data see page 2 - 32

Only use universal contact blocks.
The positively driven mechanical arrangement is dupe-proof to DIN EN ISO 13850.

Stock items are marked by **bold printed order numbers.**

RAFIX 16 - Toggle switch





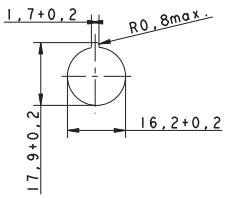

Panel cut-out

Technical Data

General information		**Mechanical characteristics**	
Form of collar	see order block	Robustness min.	100 N
Dimensions		**Other specifications**	
Collar dimensions	see order block	Degree of protection from front side	IP65
Overall height	18.4 mm	Operation temperature min.	-25 °C
Mounting depth	44.7 mm	Ambient temp. operating max. without lamp /LED	+70 °C
Mounting hole	16.2 mm	Ambient temp. operating max. with lamp /LED	+55 °C
Key grid	25 x 25 mm	Storage temperature min.	-40 °C
Mechanical design		Storage temperature max.	+85 °C
Mounting	ring nut	Environmental restistance	acc. to IEC 60068-2 -14, -30, -33 and -78
Contact function	latching	Operating life (operations)	300,000
Contact arrangement	according to contact block		
Illumination	no		

Approvals

IEC 61058

C22.2 No. 14-M91

Typical accessories RAFIX 16 - Toggle switch

Description	Photo	Order no.	Additional accessories see page
RAFIX 16 - Standard contact block, 1 NC + 1 NO, momentary, silver contacts, without lamp socket		**1.20.122.021/0000**	2 - 82
RAFIX 16 - Standard contact block, 1 NC + 1 NO, momentary, gold contacts, without lamp socket		**1.20.122.031/0000**	2 - 76
RAFIX 16 - Standard contact block, silver contacts, without lamp socket, screw terminals		**1.20.122.121/0000**	2 - 83
RAFIX 16 - Standard contact block, gold contacts, without lamp socket, screw terminals		**1.20.122.131/0000**	2 - 77

Typical accessories RAFIX 16 - Toggle switch

Description	Photo	Order no.	Additional accessories see page
RAFIX 16 - Contact block AS-I, standard		1.20.130.101/0000	2 - 87
Label holder, flush, for square collar		**5.07.620.004/0000**	2 - 96
Fixing spanner for hexagon nut		**5.58.002.034/0000**	2 - 95

For other contact blocks, refer to the chapter „RAFIX 16 contact blocks“; for additional accessories, refer to the chapter „RAFIX 16 special accessories“.

RAFIX 16 - Toggle switch, square collar



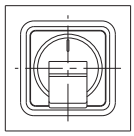

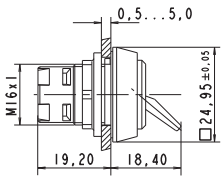

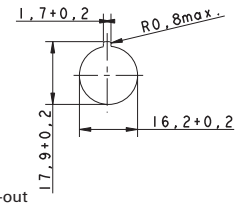

Panel cut-out

Contact function	Illumination	Order no.
latching	no	1.30.075.001/0104

Technical data see page 2 - 36

Only use contact blocks with „momentary“ contact function.

RAFIX 16 - Toggle switch, round collar



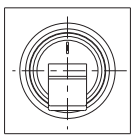

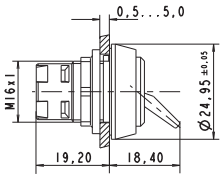

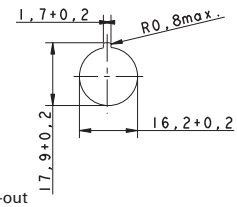

Panel cut-out

Contact function	Illumination	Order no.
latching	no	1.30.075.021/0104

Technical data see page 2 - 36

Only use contact blocks with „momentary“ contact function.

Stock items are marked by **bold printed order numbers.**

RAFIX 16 - Toggle switch, square collar, alignable without gaps



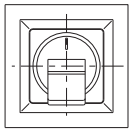

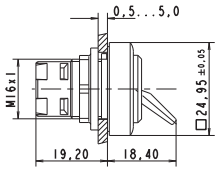

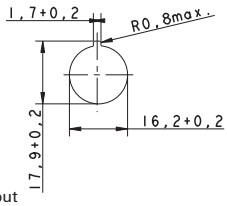

Panel cut-out

Contact function	Illumination	Order no.
latching	no	1.30.075.041/0104

Technical data see page 2 - 36

Only use contact blocks with „momentary“ contact function.

Stock items are marked by **bold printed order numbers.**

RAFIX 16 - Potentiometer drive



Pict.: with potentiometer (not included)



condition as supplied

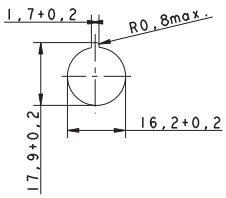

Panel cut-out

General Data

To operate potentiometers with a shaft diameter of 6 mm.
Suitable for potentiometers to DIN 41 450 with a shaft length of 32 mm.
Potentiometer not included.

Technical Data

General information

Form of lens	handle
Colour of handle	black
Form of collar	see order block

Dimensions

Collar dimensions	see order block
Overall height	23.65 mm
Mounting depth	19.2 mm
Mounting hole	16.2 mm
Key grid	25 x 25 mm

Mechanical design

Mounting	ring nut
Thread nut	M10 x 0,75

Other specifications

Degree of protection from front side	IP65
Operation temperature min.	-25 °C
Ambient temp. operating max.	+70 °C
Storage temperature min.	-40 °C
Storage temperature max.	+85 °C
Environmental restistance	acc. to IEC 60068-2 -14, -30, -33 and -78

Typical accessories RAFIX 16 - Potentiometer drive

Description	Photo	Order no.	Additional accessories see page
Label holder, flush, for square collar		**5.07.620.004/0000**	2 - 96
Fixing spanner for hexagon nut		**5.58.002.034/0000**	2 - 95

For additional accessories, refer to the chapter „RAFIX 16 special accessories".

Stock items are marked by **bold printed order numbers.**

RAFIX 16 - Potentiometer drive, square collar



Pict.: with potentiometer (not included)

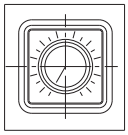

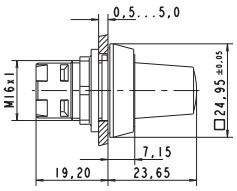

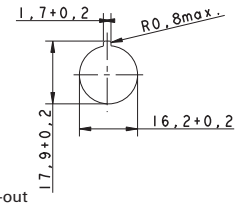

Panel cut-out

Form of lens	Form of collar	Colour of handle	Order no.
handle	square	black	1.30.077.001/0000

Technical data see page 2 - 40

RAFIX 16 - Potentiometer drive, round collar



Pict.: with potentiometer (not included)

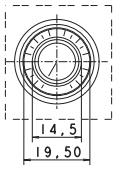

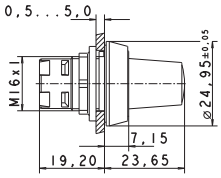

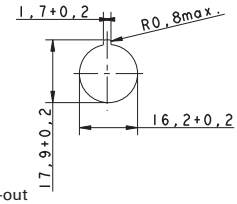

Panel cut-out

Form of lens	Form of collar	Colour of handle	Order no.
handle	round	black	1.30.077.021/0000

Technical data see page 2 - 40

RAFIX 16 - Potentiometer drive, square collar, alignable without gaps



Pict.: condition as supplied

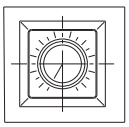

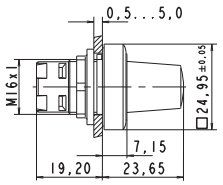

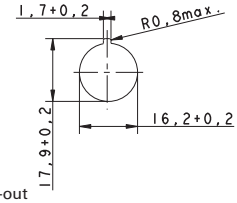

Panel cut-out

Form of lens	Form of collar	Colour of handle	Order no.
handle	square alignable	black	1.30.077.041/0000

Technical data see page 2 - 40

Stock items are marked by **bold printed order numbers.**

RAFIX 16 - Buzzer





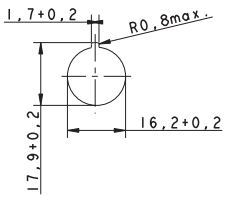

Panel cut-out

Technical Data

General information

Form of lens	flat lens
Colour of lens	opaque black
Form of collar	see order block
Sound	see order block

Dimensions

Collar dimensions	see order block
Overall height	6.95 mm
Mounting depth	30.5 mm
Mounting hole	16.2 mm
Key grid	25 x 25 mm

Mechanical design

Mounting	ring nut

Mechanical characteristics

Robustness min.	100 N

Electrical characteristics

Operating voltage DC	24 V
Input current	see order block

Acoustic characteristics

Sonic pressure, 1 m distance	see order block
min. Sound frequency	2400 - 3100 Hz

Other specifications

Degree of protection from front side	IP65
Operation temperature min.	-25 °C
Ambient temp. operating max.	+70 °C
Storage temperature min.	-40 °C
Storage temperature max.	+85 °C
Environmental restistance	acc. to IEC 60068-2 -14, -30, -33 and -78

Typical accessories RAFIX 16 - Buzzer

Description	Photo	Order no.	Additional accessories see page
Fixing spanner for hexagon nut		**5.58.002.034/0000**	2 - 95

For additional accessories, refer to the chapter „RAFIX 16 special accessories“.

Stock items are marked by **bold printed order numbers.**

RAFIX 16 - Buzzer, square collar



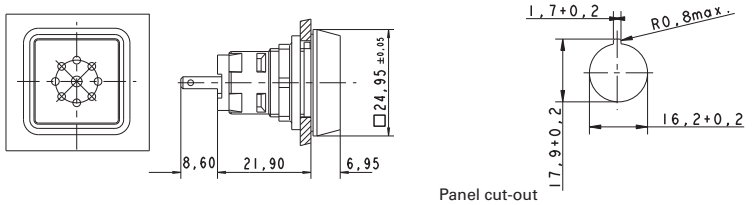

Panel cut-out

Operating voltage DC	Input current	Sound	Sonic pressure, 1 m distance min.	Order no.
24 V	25 mA	continuos beep	70 dB	1.30.078.001/0100

Technical data see page 2 - 42

12 V DC available on request.

RAFIX 16 - Buzzer, round collar



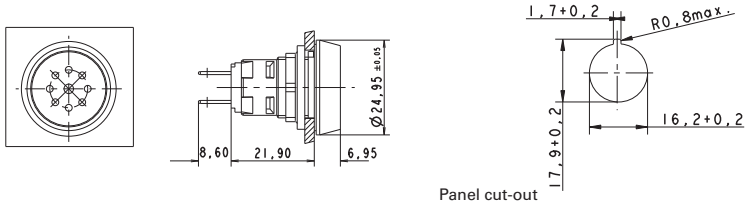

Panel cut-out

Operating voltage DC	Input current	Sound	Sonic pressure, 1 m distance min.	Order no.
24 V	25 mA	continuos beep	70 dB	1.30.078.021/0100

Technical data see page 2 - 42

12 V DC available on request.

RAFIX 16 - Buzzer, square collar, alignable without gaps



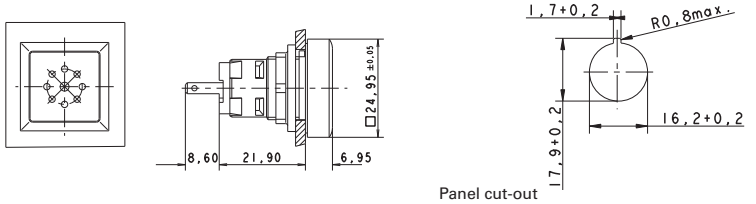

Panel cut-out

Operating voltage DC	Input current	Sound	Sonic pressure, 1 m distance min.	Order no.
24 V	25 mA	continuos beep	70 dB	1.30.078.041/0100

Technical data see page 2 - 42

12 V DC available on request.

RAFIX 16 - Signal indicator



Pict.: transparent yellow

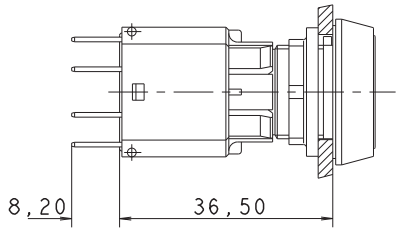

with lamp socket

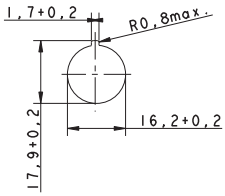

Panel cut-out

Technical Data

General information

Form of lens	see order block
Colour of lens	see order block
Form of collar	see order block

Dimensions

Collar dimensions	see order block
Overall height	see order block
Mounting depth	30.5 / 44.7 mm
Mounting hole	16.2 mm
Key grid	25 x 25 mm

Mechanical design

Mounting	ring nut

Other specifications

Degree of protection from front side	IP65
Operation temperature min.	-25 °C
Ambient temp. operating max. without lamp /LED	+70 °C
Ambient temp. operating max. with lamp /LED	+55 °C
Storage temperature min.	-40 °C
Storage temperature max.	+85 °C
Environmental restistance	acc. to IEC 60068-2 -14, -30, -33 and -78

Approvals

IEC 61058

C22.2 No. 14-M91

Typical accessories RAFIX 16 - Signal indicator

Description	Photo	Order no.	Additional accessories see page
RAFIX 16 - Lamp socket W 2 x 4.6 d		**1.71.212.001/0000**	2 - 91
RAFIX 16 - Lamp socket W 2 x 4.6 d		**1.71.212.011/0000**	2 - 91
LED W 2 x 4.6d superbright, white, 24 V		**1.90.690.365/0000**	5 - 14
Disassembly tool for LUMOTAST 25, RAFIX 16		**5.05.800.042/0000**	2 - 94
Label holder, flush, for square collar		**5.07.620.004/0000**	2 - 96

Stock items are marked by **bold printed order numbers.**

Typical accessories RAFIX 16 - Signal indicator

Description	Photo	Order no.	Additional accessories see page
Fixing spanner for hexagon nut		**5.58.002.034/0000**	2 - 95

For suitable LEDs and filament lamps, refer to the chapter „RAFIX 16 lamp sockets“; for additional accessories, refer to the chapter „RAFIX 16 special accessories“.

RAFIX 16 - Signal indicator, square lens



Pict.: transparent green

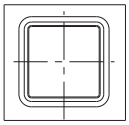

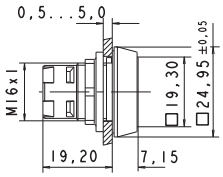

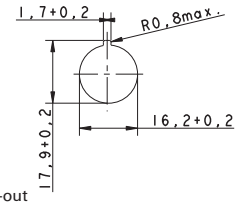

Panel cut-out

Form of lens	Colour of lens	Order no. complete	Order no. single parts	
			Housing	Lens
lens square	transparent colourless	**1.65.124.001/1002**	1.65.124.101/0000	5.49.263.006/1002
lens square	transparent red	**1.65.124.001/1306**	1.65.124.101/0000	5.49.263.006/1306
lens square	transparent yellow	**1.65.124.001/1403**	1.65.124.101/0000	5.49.263.006/1403
lens square	transparent green	**1.65.124.001/1505**	1.65.124.101/0000	5.49.263.006/1505
lens square	transparent blue	**1.65.124.001/1607**	1.65.124.101/0000	5.49.263.006/1607

Technical data see page 2 - 44

Legending can only be made externally on a label holder.

Stock items are marked by **bold printed order numbers.**

RAFIX 16 - Signal indicator, square collar, flush lens



Pict.: transparent colourless

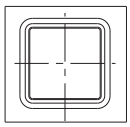

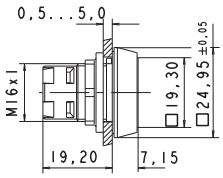

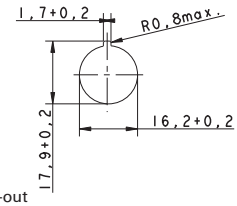

Panel cut-out

Form of lens	Colour of lens	Order no. complete	Order no. single parts	
			Housing	Lens
flat lens	transparent colourless	1.65.124.301/1002	1.65.124.401/0000	5.49.077.011/1002
flat lens	transparent red	1.65.124.301/1306	1.65.124.401/0000	5.49.077.011/1306
flat lens	transparent yellow	1.65.124.301/1403	1.65.124.401/0000	5.49.077.011/1403
flat lens	transparent green	1.65.124.301/1505	1.65.124.401/0000	5.49.077.011/1505
flat lens	transparent blue	1.65.124.301/1607	1.65.124.401/0000	5.49.077.011/1607

Technical data see page 2 - 44

Accessoires:
Legend insert, blank, use only for transparent lenses: **5.70.635.000/2000**

RAFIX 16 - Signal indicator, square collar, protruding lens



Pict.: transparent red

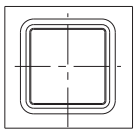

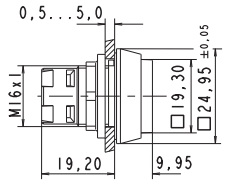

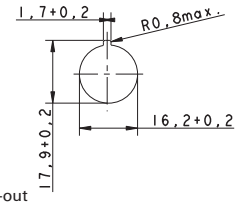

Panel cut-out

Form of lens	Colour of lens	Order no. complete	Order no. single parts	
			Housing	Lens
protruding lens	transparent colourless	1.65.124.351/1002	1.65.124.451/0000	5.49.077.012/1002
protruding lens	transparent red	1.65.124.351/1306	1.65.124.451/0000	5.49.077.012/1306
protruding lens	transparent yellow	1.65.124.351/1403	1.65.124.451/0000	5.49.077.012/1403
protruding lens	transparent green	1.65.124.351/1505	1.65.124.451/0000	5.49.077.012/1505
protruding lens	transparent blue	1.65.124.351/1607	1.65.124.451/0000	5.49.077.012/1607

Technical data see page 2 - 44

Accessoires:
Legend insert, blank, use only for transparent lenses: **5.70.635.000/2000**

Stock items are marked by **bold printed order numbers.**

RAFIX 16 - Signal indicator, round lens



Pict.: transparent yellow

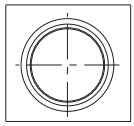

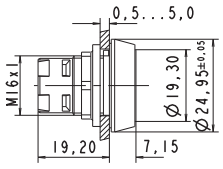

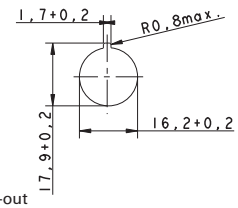

Panel cut-out

Form of lens	Colour of lens	Order no. complete	Order no. single parts	
			Housing	Lens
lens round	transparent colourless	**1.65.124.021/1002**	1.65.124.101/0000	5.49.263.007/1002
lens round	transparent red	**1.65.124.021/1306**	1.65.124.101/0000	5.49.263.007/1306
lens round	transparent yellow	**1.65.124.021/1403**	1.65.124.101/0000	5.49.263.007/1403
lens round	transparent green	**1.65.124.021/1505**	1.65.124.101/0000	5.49.263.007/1505

Technical data see page 2 - 44

Legending can only be made externally on a label holder.

RAFIX 16 - Signal indicator, round collar, flush lens



Pict.: transparent yellow

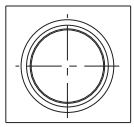

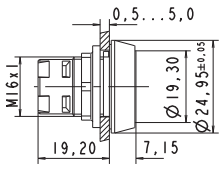

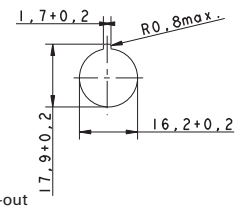

Panel cut-out

Form of lens	Colour of lens	Order no. complete	Order no. single parts	
			Housing	Lens
flat lens	transparent colourless	1.65.124.321/1002	1.65.124.421/0000	5.49.259.017/1002
flat lens	transparent red	1.65.124.321/1306	1.65.124.421/0000	5.49.259.017/1306
flat lens	transparent yellow	1.65.124.321/1403	1.65.124.421/0000	5.49.259.017/1403
flat lens	transparent green	1.65.124.321/1505	1.65.124.421/0000	5.49.259.017/1505
flat lens	transparent blue	1.65.124.321/1607	1.65.124.421/0000	5.49.259.017/1607

Technical data see page 2 - 44

Accessoires:
Legend insert, blank, use only for transparent lenses: **5.70.637.000/2000**

Stock items are marked by **bold printed order numbers.**

RAFIX 16 - Signal indicator, round collar, protruding lens



Pict.: transparent yellow

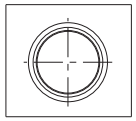

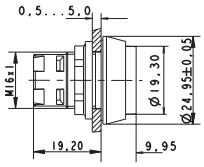

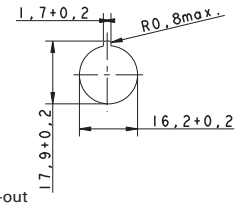

Panel cut-out

Form of lens	Colour of lens	Order no. complete	Order no. single parts	
			Housing	Lens
protruding lens	transparent colourless	1.65.124.371/1002	1.65.124.471/0000	5.49.259.018/1002
protruding lens	transparent red	1.65.124.371/1306	1.65.124.471/0000	5.49.259.018/1306
protruding lens	transparent yellow	1.65.124.371/1403	1.65.124.471/0000	5.49.259.018/1403
protruding lens	transparent green	1.65.124.371/1505	1.65.124.471/0000	5.49.259.018/1505
protruding lens	transparent blue	1.65.124.371/1607	1.65.124.471/0000	5.49.259.018/1607

Technical data see page 2 - 44

Accessoires:
Legend insert, blank, use only for transparent lenses: **5.70.637.000/2000**

RAFIX 16 - Signal indicator, square collar, alignable without gaps, flush lens



Pict.: transparent green

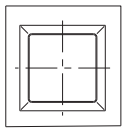

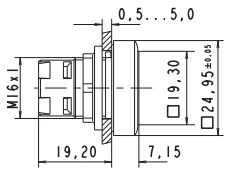

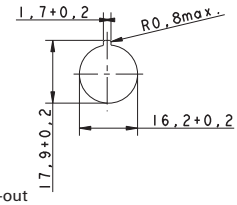

Panel cut-out

Form of lens	Colour of lens	Order no. complete	Order no. single parts	
			Housing	Lens
flat lens	transparent colourless	1.65.124.551/1002	1.65.124.651/0000	5.49.077.011/1002
flat lens	transparent red	1.65.124.551/1306	1.65.124.651/0000	5.49.077.011/1306
flat lens	transparent yellow	1.65.124.551/1403	1.65.124.651/0000	5.49.077.011/1403
flat lens	transparent green	1.65.124.551/1505	1.65.124.651/0000	5.49.077.011/1505
flat lens	transparent blue	1.65.124.551/1607	1.65.124.651/0000	5.49.077.011/1607

Technical data see page 2 - 44

Accessoires:
Legend insert, blank, use only for transparent lenses: **5.70.635.000/2000**

RAFIX 16 - Signal indicator, square collar, alignable without gaps, protruding lens



Pict.: transparent red

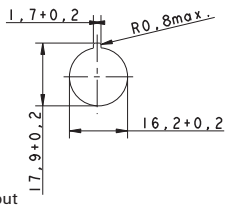

Panel cut-out

Form of lens	Colour of lens	Order no. complete	Order no. single parts	
			Housing	Lens
protruding lens	transparent colourless	1.65.124.501/1002	1.65.124.661/0000	5.49.077.012/1002
protruding lens	transparent red	1.65.124.501/1306	1.65.124.661/0000	5.49.077.012/1306
protruding lens	transparent yellow	1.65.124.501/1403	1.65.124.661/0000	5.49.077.012/1403
protruding lens	transparent green	1.65.124.501/1505	1.65.124.661/0000	5.49.077.012/1505
protruding lens	transparent blue	1.65.124.501/1607	1.65.124.661/0000	5.49.077.012/1607

Technical data see page 2 - 44

Accessoires:
Legend insert, blank, use only for transparent lenses: **5.70.635.000/2000**