Powering Business Worldwide

Instruction Leaflet | **Istruzioni per il montaggio**
Montageanweisung | **安装说明**
Notice d'installation | **Инструкция по монтажу**
Instrucciones de montaje | **منشـــور التعليمـــات**

06/21 IL03802002Z

P3…/E(+SVB)
P3…/EA/SVB

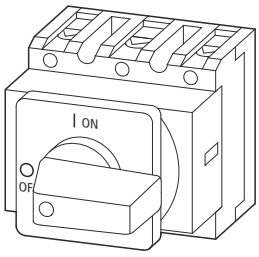

P3…/E

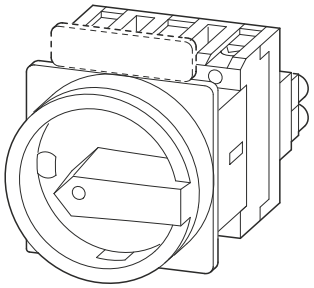

P3…/EA/SVB

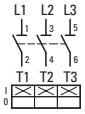

P3…

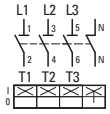

P3…/N

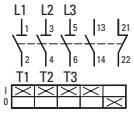

P3…/HI11

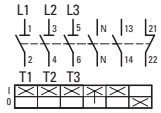

P3…/N/HI11

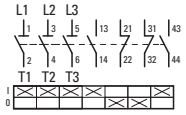

P3…/2HI11



Fig. 1

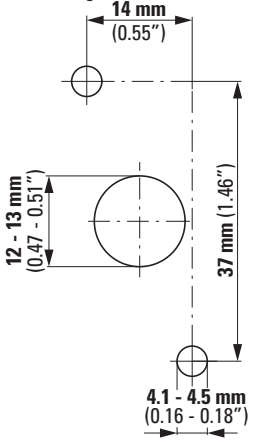



en **Electric current! Danger to life!**
Only skilled or instructed persons may carry out the following operations.

de **Lebensgefahr durch elektrischen Strom!**
Nur Elektrofachkräfte und elektrotechnisch unterwiesene Personen dürfen die im Folgenden beschriebenen Arbeiten ausführen.

fr **Tension électrique dangereuse !**
Seules les personnes qualifiées et averties doivent exécuter les travaux ci-après.

es **¡Corriente eléctrica! ¡Peligro de muerte!**
El trabajo a continuación descrito debe ser realizado por personas cualificadas y advertidas.

it **Tensione elettrica: Pericolo di morte!**
Solo persone abilitate e qualificate possono eseguire le operazioni di seguito riportate.

zh **触电危险！**
只允许专业人员和受过专业训练的人员进行下列工作。

ru **Электрический ток! Опасно для жизни!**
Только специалисты или проинструктированные лица могут выполнять следующие операции.

ar **تحـذير ! تيـار كهربـائي ! خطـر مـوت !**
لا تتـــم اعمـــال الصـــيانة و التركيـــب الا مـــن قبـــل العـــاملين المـــدربين !



a	
P3	**13.5 mm** (0.53")
HI11-P1/P3	**7.5 mm** (0.3")
UV-P3	**15 mm** (0.59")

HI11-P1/P3		tightening torque
	0.5 - 1.5 mm²	**1 Nm** (8.85 lb-in)
	0.75 - 2.5 mm²	
	AWG 18 - AWG 14	

P3…		tightening torque
	1 x 1.5 - 25 mm² 2 x 1.5 - 6 mm²	**3 Nm** (26.55 lb-in)
	1 x 2.5 - 35 mm² 2 x 2.5 - 10 mm²	
	AWG 14 - AWG 2	

75 °C Cu wire only

UL-File: E 36 332

Suitable For Use As Motor Disconnecting Means With Suffix SVB

Break All Lines

	I_u (IEC)	I_u (UL/CSA)
P3-63/N…	63 A	63 A
P3-100/N…	100 A	90 A

P3…/E
P3…/EA/SVB(-SW)
P3…/E+SVB(-SW)-P3
H-P3

Components drawn in broken lines are not included in the scope

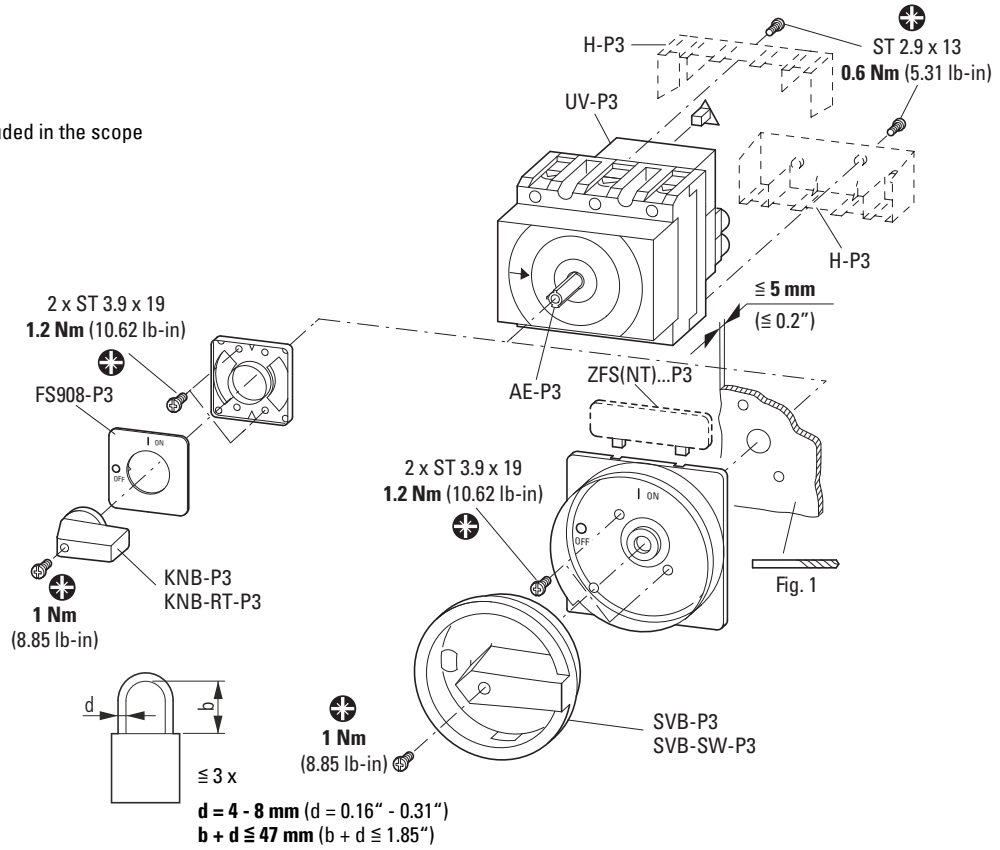

Fig. 1

P3…/E…
N-P3E
HI11-P1/P3E

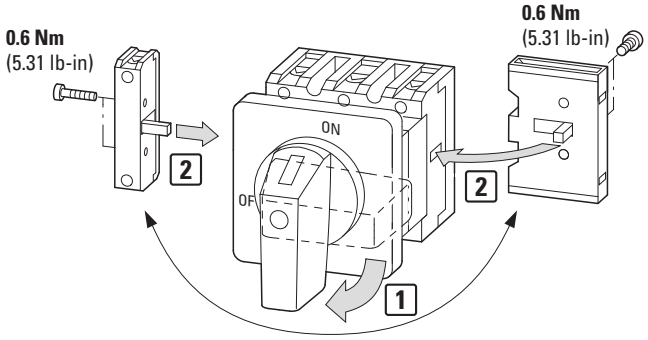

SVB-SW-P3

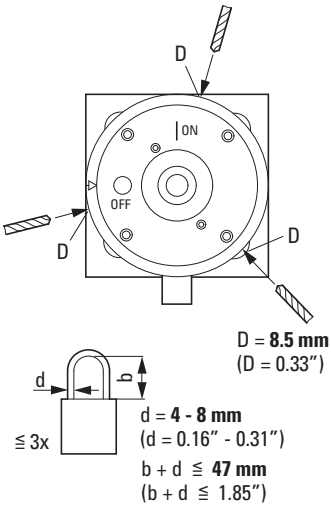

(en) **DANGER**

Only SVB-SW-P3: Lockable in ON position.
Locking the red-yellow switch in ON position is forbidden!

(de) **GEFAHR**

Nur SVB-SW-P3: In ON-Position abschließbar.
Abschließen in ON-Position bei rot-gelbem Schalter verboten!

(fr) **DANGER**

SVB-SW-P3 uniquement: cadenassable en position ON (fermé).
Cadenassage en position ON (fermé) interdit avec un appareil rouge-jaune !

(es) **PELIGRO**

Sólo SVB-SW-P3: Bloqueable en positión ON.
Bloquear un mando rojo/amarillo en positión ON está prohibido!

(it) **PERICOLO**

Solo per SVB-SW-P3: lucchettabile nella posizione ON.
È vietato lucchettare nella posizione ON l'interruttore con maniglia rosso-giallo!

(zh) **危险**

只适用 SVB-SW-P3：在打开位置可锁住。
当红黄色的开关在接通的状况时禁止锁闭。

(ru) **ОПАСНО**

Только SVB-SW-P3: Запираемый в позиции «ON»
При красно-желтом выключателе запрещается запирать в позиции «ON»!

(ar) **خطر**

SVB-SW-P3 فقط: قابل للقفل في وضع ON (التشغيل)
يُحظر قفل المفتاح الأحمر والأصفر في وضع ON (التشغيل)!

© 1999 Eaton Industries GmbH

EU: Eaton Industries GmbH, Hein-Moeller-Straße 7-11, 53115 Bonn, Germany
UK: Eaton Electrical Products Ltd, Melton Road, Burton-on-the-Wolds, Leicestershire, LE12 5TH, United Kingdom

Eaton.com/contacts
Eaton.com/aftersales
Eaton.com/documentation

06/21 IL03802002Z
Eaton.com/recycling

06/21 IL038020002Z