LORLIN

ROTARY SWITCH

RMS

RMS ROTARY MAINS SWITCH Switch module ENEC approved to EN61058-1

ELECTRICAL & MECHANICAL SPECIFICATION

Switch Rating:	4/80A @250V ac. R/C	**Life:**	>15,000 Cycles
	10A @12V dc	**Operating Temperature:**	-25°C to +85°C
Proof Voltage:	3kVac (Initial)	**Insulation Resistance**:	>999MΩ @ 500Vdc (Initial)
Contact Resistance:	<20mΩ (Initial)	**Contact Gap**:	>2.5mm (min)
Switch Contacts:	Silver Cadmium Oxide	**Terminals:**	Brass CZ108, Ag plated
Housing/Bush material:	Polyamide 6.6 G.F. V0 Rated		

FEATURES

Made in UK	Solder or pcb terminals	Double pole single throw (approved)
Changeover (non-approved)	45° index angle	Spindle flats (optional)

TERMINAL LAYOUT

OPTIONAL SPINDLE
FLAT SHOWN.

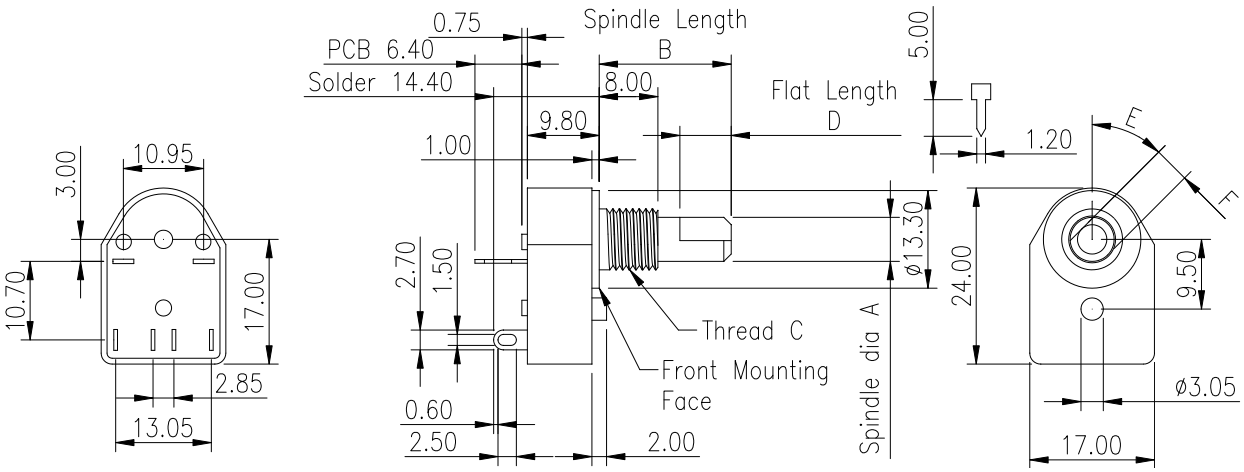

OPTIONAL SPINDLE FLATS

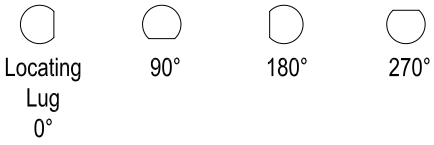

Note: The angle of the spindle flat is shown with the locating lug at the bottom of the switch, when the switch is set in the fully anticlockwise position (position 1) viewed from the knob end of the spindle

STANARD PART NUMBERS

Basic Types	A	B	C	D	E	F
	Spindle diameter	Spindle length	Bush thread	Spindle flat length	Spindle angle	Spindle flat
Imperial	6.35mm	55mm	9.52 x 32TPI	No Flat	N/a	N/a
Metric	6.0mm	38mm	M10 x0.75	No Flat	N/a	N/a

Circuitry	Terminal layout viewed from rear	Terminal type	Standard Metric Switches	Standard Imperial Switches
2 pole off-on	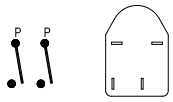	Solder	RMS1035	RMS1100
		PCB	RMS1130	RMS1159

Circuity	Terminal layout viewed from rear of switch	Terminal type	Standard Metric Switches	Standard Imperial Switches
2 pole changeover (not approved)	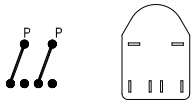	Solder	RMS1089	RMS1101
		PCB	RMS1153	RMS1128