

FIBER TOOLS

930XC OTDR

OPTICAL TIME-DOMAIN REFLECTOMETER

TESTING | TROUBLESHOOTING | ACCURACY

Product Features:

OPM, VFL, AND SLS STANDARD ON ALL 930XC MODELS

FAST.

- One button test functions. Start measurements with the push of one button.
- Autotest. Automatically sets test parameters for optimum test results.
- Live fiber testing.* Tests fibers without disrupting live services.

ACCURATE.

- Graphical interface. Easy to read, even in low or bright lighting conditions.
- Up to 38 dB dynamic range. Probe longer cables and see smaller reflections.
- Measure lengths and defects. Quickly locates faults.

RELIABLE.

- Link Viewer annotates the entire fiber link in an easy to interpret Pass/Fail format.
- Macrobend analysis locates troublesome fiber losses at 1550nm.
- Cable acceptance reports. Generate customized reports that include trace signature and fiber events.
- Long life battery. Work longer without recharge – up to 8 hours continuous use.



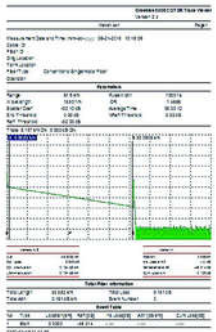

OTDR CABLE ACCEPTANCE REPORT GENERATION

MACROBEND ANALYSIS

- Quickly locate and measure losses at 1550nm
- User defined thresholds

OTDR TRACE LINK VIEWER

- Automated Pass/Fail event analysis
- User defined thresholds
- Intuitive user interface for technician review



- DC Charger Port
- Optical Power Meter
- USB Port
- Visual Fault Locator
- OTDR Port
- OTDR 1625nm live out of band testing port

TempoCom.com | tel 800.642.2155 | sales@tempocom.com

TEMPO COMMUNICATIONS

OTDR CABLE ACCEPTANCE REPORT GENERATION
LINK VIEWER

- Automated Pass/Fail event analysis
- User defined thresholds
- Intuitive user interface for technician review

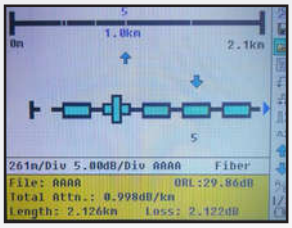

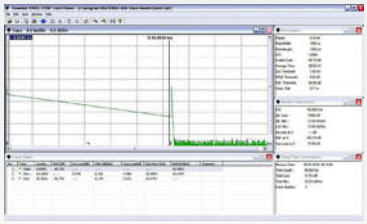

OTDR
OPERATION MODES

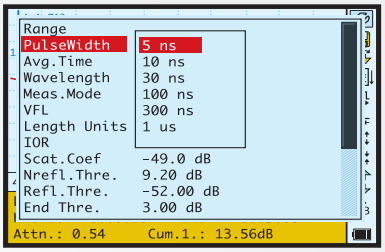

INSTRUMENT SETUP

- Auto mode selects optimal distance range and pulsewidth
- All settings selected through easy to use menu selections
- Short pulsewidth (5ns) available for high-resolution measurements
- Color and high intensity monochrome settings for bright sunlight conditions
- Complete control of fiber analysis settings for auto measurement of splice and end of fiber

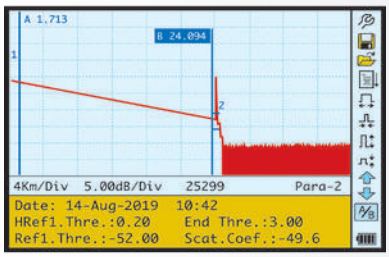

OTDR TRACE

- View and measure test results
- One button measurement of distance and loss information

Event View Mode

Page through each loss event for locationin (meters/miles and feet) and loss in dB

Manual Measurement Mode

Perform manual measurement with A and B cursor for distance, loss and reflectance measurements

Measurement Setup

View settings used to acquire measurement

Fiber Analysis Software

View settings used for auto measurement of events

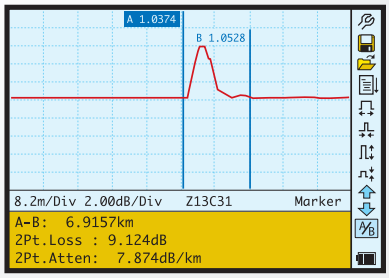

HI-RESOLUTION EVENT VIEWING

- Easy to view and measure in high-resolution mode
- One button to jump to high resolution view
- One button jump back to entire trace view
- 0.1 meter sampling resolution
- Active cursor snaps to the next event in the fiber analysis table

Specifications

MODEL	930XC-20C	930XC-30F
Wavelength	1310/1550nm	1310/1550/1625nm
Dynamic Range	35 dB[a]	38/37/37 dB[a]
Event Deadzone	1m[b]	1m[b]
Attenuation Deadzone	4.5m[b]	4.5m[b]
Pulsewidth	5ns, 10ns, 30ns, 100ns, 300ns, 1µs, 2.5µs, 10µs, 20µs	
Selectable Ranges	0.3, 1.3, 2.5, 5, 10, 20, 40, 80, 120, 160, 240km	
Average Time	15s/30s/1 min/2 min/3 min	
Distance Measurement Accuracy	±(1m + 5 X 10-5 x distance + sampling space)	
Connector Type	PC or APC (interchangeable FC, SC, ST)	
Reflection Detect Accuracy	±4 dB	
Attenuation Detect Accuracy	±0.05 dB/dB	
Measurement Data Storage	1,000 test curves	
Data Transmission	USB port	
Visual Fault Locator (VFL)	-3dBm; 650nm	
Optical Power Meter (OPM)	InGaAs	
OPM Wavelengths	850, 1300, 1310, 1490, 1550, 1625nm	
OPM Range	+6 to -70dBm (+6 to -60dBm at 850nm)	
OPM Display resolution	0.01dB	
OPM MOD Identification	1kHz, 2kHz	
Stabilized laser Source (SLS)	Wavelength same as selected in OTDR mode ≤ -7dBm	
Power Supply	NiMH chargeable battery/AC adapter	
Battery Life	Support over 8 hours operating on one charge or over 20 hours standby	
Operating Temperature	-10° to 50° C	
Storage Temperature	-20° to 60° C	
Relative Humidity	0 to 95% (non-condensing)	
Weight	1.9 lbs. (0.87 kg)	
Dimensions	7.7" H x 3.9" W x 2.4" L (196mm x 100mm x 64mm)	
Compliance	CE, FCC, UL	
Password Protection	Owner defined password feature (Recoverable)	

*Specifications subject to change without notice
[a] Using a pulse width of 20µs
[b] Using a pulse width of 5ns measuring a -45dB event

TempoCom.com | tel 800.642.2155 | sales@tempocom.com

TEMPO® COMMUNICATIONS

930XC OTDR

OPTICAL TIME-DOMAIN REFLECTOMETER

EACH MODEL COMES WITH:

- Instrument
- Rechargeable battery
- OTDR Trace Viewer software
- Installation disk
- Data transfer cable
- AC adapter
- Protective cover
- Carrying case
- Warranty card



Default language is English and Spanish. Alternate languages of Russian, Portuguese, Polish, French and German available upon request.

ORDERING INFORMATION:

CAT. NO.	UPC NO.	DESCRIPTION
DUAL WAVELENGTH SINGLE MODE OTDR		
930XC-20C-UPC-FC	02610	OTDR, SM DUAL WAVE, 13/15, OPM, SLS, UPC FC
930XC-20C-UPC-SC	02609	OTDR, SM DUAL WAVE, 13/15, OPM, SLS, UPC SC
930XC-20C-UPC-ST	02611	OTDR, SM DUAL WAVE, 13/15, OPM, SLS, UPC ST
930XC-20C-APC-FC	02613	OTDR, SM DUAL WAVE, 13/15, OPM, SLS, APC FC
930XC-20C-APC-SC	02612	OTDR, SM DUAL WAVE, 13/15, OPM, SLS, APC SC
TRIPLE WAVELENGTH SINGLE MODE FILTERED OTDRS		
930XC-30F-UPC-FC	02620	OTDR, SM TRIPLE FILT, 13/15/16, OPM, SLS, UPC FC
930XC-30F-UPC-SC	02619	OTDR, SM TRIPLE FILT, 13/15/16, OPM, SLS, UPC SC
930XC-30F-UPC-ST	02621	OTDR, SM TRIPLE FILT, 13/15/16, OPM, SLS, UPC ST
930XC-30F-APC-FC	02626	OTDR, SM TRIPLE FILT, 13/15/16, OPM, SLS, APC FC
930XC-30F-APC-SC	02623	OTDR, SM TRIPLE FILT, 13/15/16, OPM, SLS, APC SC

ACCESSORIES:

CAT. NO.	UPC NO.	DESCRIPTION
AC-ADPT-20-UNI	25691	Universal Power Supply
AC-CONN-FC-L2	20996	FC Connector (For UPC & APC)
AC-CONN-ST-L2	20997	ST Connector (For UPC)
AC-CONN-SC-UPC-L2	06445	SC Connector (For UPC)
AC-CONN-SC-APC-L2	20998	SC Connector (For APC)
ADAPTER, OPM SC (930XC)	06446	OPM SC Adapter
ADAPTER, OPM FC (930XC)	06447	OPM FC Adapter
ADAPTER, OPM ST (930XC)	06448	OPM ST Adapter
AC-CONN-ST-L2	20997	ST Connector (For UPC Only)
1155-0526	10582	Vehicle Adapter (6FT, 5.5 OD, 2.1M)
20989	20989	USB Cable For OTDR
20999	20999	NiMH Battery (9.6V)
LC-500	05625	500m Universal Launch Cable

1390 Aspen Way Vista, CA • 92081
TC6041 02/21
Latin America Phone : 1 760 510 0558 | EMEA Phone: +44 (0) 1633 927 050
©2021 Tempo Communications Inc. • An ISO 9001 Company
EMEA: Tempo Europe Limited • Brecon House
William Brown Close • Cwmbran • NP44 3AB • UK

TempoCom.com | tel 800.642.2155 | sales@tempocom.com

TEMPO COMMUNICATIONS

Renewed Vision. Innovation Forward.

Follow us **@TempoComms**