IEC Appliance Inlet with Filter, Fuseholder 1- or 2-pole, Line Switch 2-pole



Protection class I with shield



Protection class II without shield

C14 70° C

C18 70° C

See below:
**Approvals and Compliances**

## Description

- Panel mount :
  Snap-in version front side
- 4 Functions :
  Appliance Inlet protection class I or II , Line Switch 2-pole , Fuseholder for fuse-links 5 x 20 mm 1- or 2-pole , Line filter in standard and medical version
- Quick connect terminals 4.8 x 0.8 mm

## Unique Selling Proposition

- Most compact solution on the market
- Innovative EMC-shielding
- Easy and flexible snap-in mounting
- Protection class I or II versions

## Characteristics

- Ultra-compact design. Small dimensions in front of and behind the panel
- All single elements are already wired
- For added safety "Extra-Safe" fuse drawers are available
- Innovative EMC-shielding with flexible steel segments for an excellent contact
- Suitable for use in medical equipment according to IEC/UL 60601-1 (1 MOOP, 1 MOPP)
  For applications according IEC/UL 62368-1 we recommend variants with bleed resistor

## Other versions on request

- Fuse drawer 1-pole, plus spare fuse case
- Fuse drawer 2-pole, with shorting bar
- Other rocker marking

## References

Alternative: version without line filter KM
Alternative: version for screw mounting DD12

## Weblinks

pdf data sheet, html datasheet, General Product Information, Approvals, Distributor-Stock-Check, Accessories, Detailed request for product

## Technical Data

| | |
|---|---|
| Ratings IEC | 1 - 10 A @ Ta 40 °C / 250 VAC; 50 Hz |
| Ratings UL/CSA | 1 - 10 A @ Ta 40 °C / 250 VAC; 60 Hz |
| Leakage Current | standard < 0.5 mA (250 V / 60 Hz)<br>medical < 5 µA (250 V / 60 Hz) |
| Dielectric Strength | > 1.7 kVDC between L-N<br>> 2.7 kVDC between L/N-PE<br>Test voltage (2 sec) |
| Allowable Operation Temperature | -25 °C to 85 °C |
| Climatic Category | 25/085/21 acc. to IEC 60068-1 |
| IP-Protection | front side IP40 acc. to IEC 60529 |
| Protection Class | Suitable for appliances with protection class I or II acc. to IEC 61140 |
| Terminal | Quick connect terminals 4.8 x 0.8 mm |
| Panel Thickness S | Snap-in: 1/1.5/2/2.5 mm<br>(all steps with one variant) |
| Material | Thermoplastic, black, UL 94V-0 |

| | |
|---|---|
| Appliance inlet/-outlet | C14 C18 acc. to IEC 60320-1, UL 498, CSA C22.2 no. 42 (for cold conditions) pin-temperature 70 °C, 10 A, Protection Class I or II |
| Fuseholder | 1-/2-pole, Shocksafe category PC2 acc. to IEC 60127-6, for fuse-links 5 x 20 mm |
| Rated Power Acceptance @ Ta 23 °C | 5 x 20: 2 W (1 pole)/ 1.6 W (2-pole) per pole |
| Power Acceptance @ Ta > 23°C | Admissible power acceptance at higher ambient temperature see derating curves |
| Line Switch | 2-pole, non-illuminated, acc. to IEC 61058-1<br>Technical Details |
| Line Filter | Standard and Medical Version, IEC 60939, UL 1283, CSA C22.2 no. 8<br>Technical Details |
| MTBF | > 1'800'000 h acc. to MIL-HB-217 F |

## Approvals and Compliances

Detailed information on product approvals, code requirements, usage instructions and detailed test conditions can be looked up in Details about Approvals

SCHURTER products are designed for use in industrial environments. They have approvals from independent testing bodies according to national and international standards. Products with specific characteristics and requirements such as required in the automotive sector according to IATF 16949, medical technology according to ISO 13485 or in the aerospace industry can be offered exclusively with customer-specific, individual agreements by SCHURTER.

## Approvals

The approval mark is used by the testing authorities to certify compliance with the safety requirements placed on electronic products.

Approval Reference Type: KMF

| Approval Logo | Certificates | Certification Body | Description |
|---|---|---|---|
| | VDE Approvals | VDE | Certificate Number: 40035743 |
| | UL Approvals | UL | UR File Number: E72928 |
| | CQC Approvals | CQC | CQC Certificate Number: 18001186843, 22001363976 |

## Product standards

Product standards that are referenced

| Organization | Design | Standard | Description |
|---|---|---|---|
| | Designed according to | IEC 60320-1 | Appliance couplers for household and similar general purposes |
| | Designed according to | IEC 60939 | Passive filters for suppressing electromagnetic interference |
| | Designed according to | IEC 60127-6 | Miniature fuses. Part 6. Fuse-holders for miniature fuse-links |
| | Designed according to | IEC 61058-1 | Switches for appliances. Part 1. General requirements |
| | Designed according to | UL 498 | Standard for Attachment Plugs and Receptacles |
| | Designed according to | UL 1283 | Electromagnetic interference filters |
| | Designed according to | CSA C22.2 no. 42 | General Use Receptacles, Attachment Plugs, and Similar Wiring Devices |
| | Designed according to | CSA C22.2 no. 8 | Electromagnetic interference (EMI) filters |

## Application standards

Application standards where the product can be used

| Organization | Design | Standard | Description |
|---|---|---|---|
| | Suitable for applications acc. | IEC/UL 62368-1 | Audio/video, information and communication technology equipment - Part 1: Safety requirements |
| | Suitable for applications acc. | IEC 60601-1 | Medical electrical equipment - Part 1: General requirements for basic safety and essential performance |
| | Suitable for applications acc. | IEC 60335-1 | Safety of electrical appliances for household and similar purposes. Meets the requirements for appliances in unattended use. This includes the enhanced requirements of glow wire tests acc. to IEC 60695-2-11 or -12 & -13. |

## Compliances

The product complies with following Guide Lines

| Identification | Details | Initiator | Description |
|---|---|---|---|
| CE | CE declaration of conformity | SCHURTER AG | The CE marking declares that the product complies with the applicable requirements laid down in the harmonisation of Community legislation on its affixing in accordance with EU Regulation 765/2008. |
| UKCA | UKCA declaration of conformity | SCHURTER AG | The UKCA marking declares that the product complies with the applicable requirements laid down in the British Amendment of Regulation (EC) 765/2008. |
| RoHS | RoHS | SCHURTER AG | Directive RoHS 2011/65/EU, Amendment (EU) 2015/863 |
| | China RoHS | SCHURTER AG | The law SJ / T 11363-2006 (China RoHS) has been in force since 1 March 2007. It is similar to the EU directive RoHS. |
| REACH | REACH | SCHURTER AG | On 1 June 2007, Regulation (EC) No 1907/2006 on the Registration, Evaluation, Authorization and Restriction of Chemicals 1 (abbreviated as "REACH") entered into force. |
| | White Paper Glow wire test | SCHURTER AG | Meets the requirements of IEC 60335-1 for appliances in unattended use. This includes the enhanced requirements of glow wire tests acc. to IEC 60695-2-11 or -12 &-13. |
| | Medical Equipment | SCHURTER AG | Suitable for use in medical equipment according to IEC/UL 60601-1 (1 MOOP, 1 MOPP) |

## Dimension [mm]

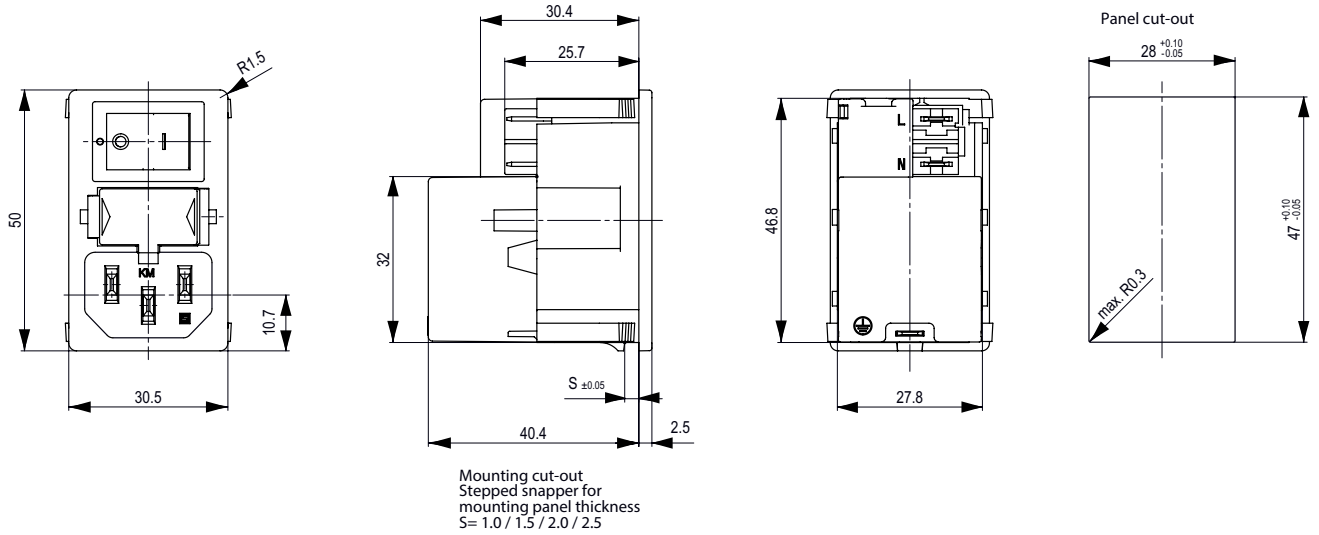


## Technical Data of Filter-Components

| Rated Current [A] | Filter-Type | Inductances L [mH] | Capacitance CX [nF] | Capacitance CY [nF] | R [MΩ] |
|---|---|---|---|---|---|
| 1 | Standard version | 2 x 11 | 47 | 2.2 | - |
| 2 | Standard version | 2 x 4 | 47 | 2.2 | - |
| 4 | Standard version | 2 x 1.6 | 47 | 2.2 | - |
| 6 | Standard version | 2 x 0.7 | 47 | 2.2 | - |
| 10 | Standard version | 2 x 0.4 | 47 | 2.2 | - |
| 1 | Medical Version (M5) | 2 x 11 | 47 | - | 1 |
| 2 | Medical Version (M5) | 2 x 4 | 47 | - | 1 |
| 4 | Medical Version (M5) | 2 x 1.6 | 47 | - | 1 |
| 6 | Medical Version (M5) | 2 x 0.7 | 47 | - | 1 |

| | | | | | |
|---|---|---|---|---|---|
| 10 | Medical Version (M5) | 2 x 0.4 | 47 | - | 1 |

## Diagrams

Standard version

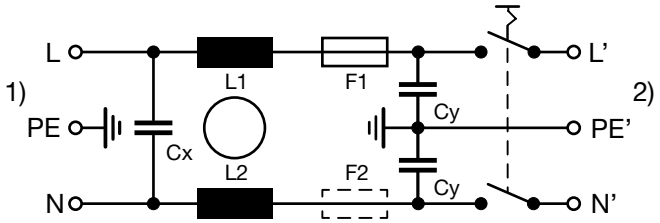


1) Line
2) Load

Medical Version (M5)

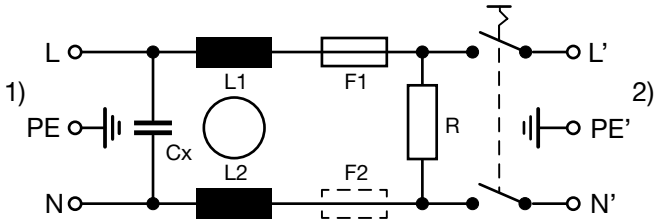


1) Line
2) Load

Medicalversion (M5), Protection Class II

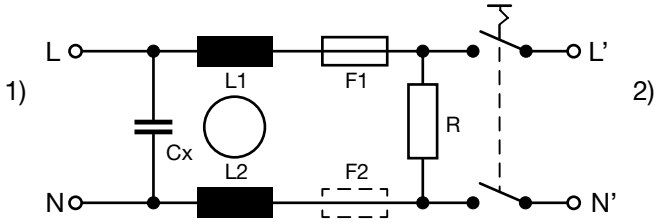


1) Line
2) Load

## Derating Curves

1-pole

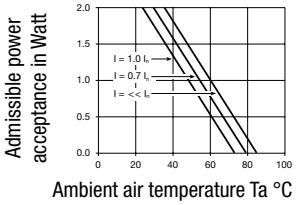


2-pole

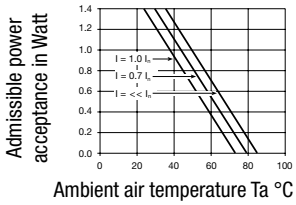


## Attenuation Loss

- - - - 50Ω differential mode _____ 50Ω common mode

Standard version

10 A

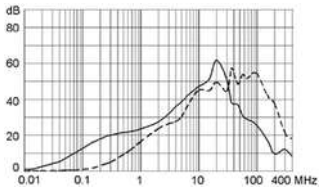


6 A

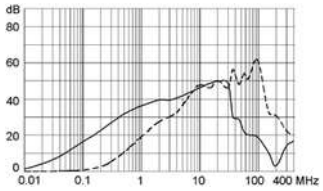


4 A

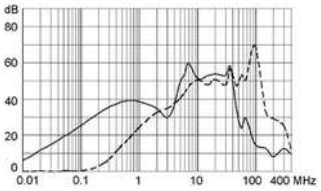


2 A

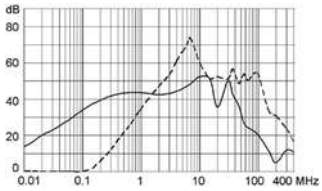


1 A

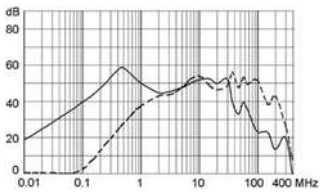

Medical version (M5)

10 A

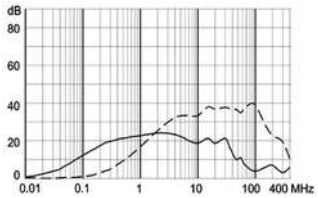


6 A

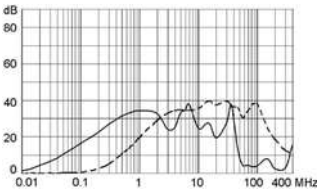


4 A

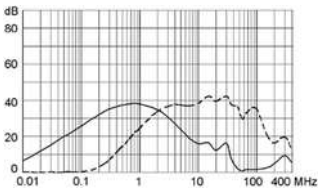


2 A

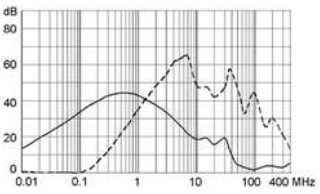


1 A

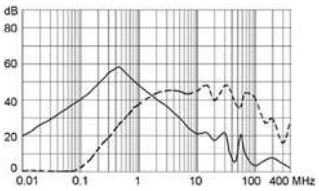


## All Variants

| Rated Current [A] | Filter-Type | Fuseholder | Line Switch | Protection Class | Shield | Order Number | |
|---|---|---|---|---|---|---|---|
| 1 | Standard version | 1-pole | 2-pole | I | ● | KMF1.1211.11 | ▮ |
| 2 | Standard version | 1-pole | 2-pole | I | ● | KMF1.1221.11 | ▮ |
| 4 | Standard version | 1-pole | 2-pole | I | ● | KMF1.1241.11 | ▮ |
| 6 | Standard version | 1-pole | 2-pole | I | ● | KMF1.1261.11 | ▮ |
| 10 | Standard version | 1-pole | 2-pole | I | ● | KMF1.1291.11 | ▮ |
| 1 | Standard version | 2-pole | 2-pole | I | ● | KMF1.1111.11 | ▮ |
| 2 | Standard version | 2-pole | 2-pole | I | ● | KMF1.1121.11 | ▮ |
| 4 | Standard version | 2-pole | 2-pole | I | ● | KMF1.1141.11 | ▮ |
| 6 | Standard version | 2-pole | 2-pole | I | ● | KMF1.1161.11 | ▮ |
| 10 | Standard version | 2-pole | 2-pole | I | ● | KMF1.1191.11 | ▮ |
| 1 | Medical Version (M5) | 1-pole | 2-pole | I | ● | KMF1.1213.11 | |
| 2 | Medical Version (M5) | 1-pole | 2-pole | I | ● | KMF1.1223.11 | |
| 4 | Medical Version (M5) | 1-pole | 2-pole | I | ● | KMF1.1243.11 | |
| 6 | Medical Version (M5) | 1-pole | 2-pole | I | ● | KMF1.1263.11 | |
| 10 | Medical Version (M5) | 1-pole | 2-pole | II | | KMF0.2293.11 | |
| 10 | Medical Version (M5) | 1-pole | 2-pole | I | ● | KMF1.1293.11 | ▮ |
| 1 | Medical Version (M5) | 2-pole | 2-pole | II | | KMF0.2113.11 | |
| 1 | Medical Version (M5) | 2-pole | 2-pole | I | ● | KMF1.1113.11 | ▮ |
| 2 | Medical Version (M5) | 2-pole | 2-pole | II | | KMF0.2123.11 | |
| 2 | Medical Version (M5) | 2-pole | 2-pole | I | ● | KMF1.1123.11 | ▮ |
| 4 | Medical Version (M5) | 2-pole | 2-pole | II | | KMF0.2143.11 | |
| 4 | Medical Version (M5) | 2-pole | 2-pole | I | ● | KMF1.1143.11 | ▮ |
| 6 | Medical Version (M5) | 2-pole | 2-pole | II | | KMF0.2163.11 | |
| 6 | Medical Version (M5) | 2-pole | 2-pole | I | ● | KMF1.1163.11 | ▮ |
| 10 | Medical Version (M5) | 2-pole | 2-pole | I | | 3-127-408 | ▮ |
| 10 | Medical Version (M5) | 2-pole | 2-pole | II | | KMF0.2193.11 | |
| 10 | Medical Version (M5) | 2-pole | 2-pole | I | ● | KMF1.1193.11 | ▮ |

▮ Most Popular.

Availability for all products can be searched real-time:https://www.schurter.com/en/Stock-Check/Stock-Check-SCHURTER

The fuse drawer is not included and must be ordered separately (see required accessory).

**Packaging unit** 20 Pcs

## Required Accessory



**Description**

Fusedrawer_2
Fusedrawer for Fuse Links 5x20 mm, with or without Voltage Selector Insert

| | |
|---|---|
| Fingergrip, 2-pole | 4301.1401 |
| Extra-Safe, 2-pole | 4301.1403 |
| Fingergrip, 1-pole | 4301.1405 |
| Extra-Safe, 1-pole | 4301.1407 |
| | ... |

## Accessories



Wire_Harness
Wire harness for SCHURTER products



Assorted_Covers
Rear Cover

| | |
|---|---|
| | 0859.0076 |



RC320
Rear Cover for Power Entry Module



Cord_retaining_kits
Cord retaining strain relief

| | |
|---|---|
| Flat head, A | 4700.0001 |

## Mating Outlets/Connectors



**Category / Description**

Appliance Outlet Overview complete

| | |
|---|---|
| 4787, Mounting: Screw-on mounting, Appliance Outlet: IEC Solder terminals, 10 A, Suitable for appliances with protection class I | 4787 |
| 4788, Mounting: Snap-in version, Appliance Outlet: IEC Solder / Quick Connect, 10 A, Suitable for appliances with protection class I | 4788 |
| IEC Appliance Outlet F or H, Screw-on Mounting, Front Side, Solder, PCB or Quick-connect Terminal | 5091 |



Connector Overview complete

| | |
|---|---|
| 4782 Mounting: Power Cord, 3 x 1 mm² / 3 x 18 AWG, Cable, Connector: IEC C13 | 4782 |
| 4785 Mounting: Power Cord, 3 x 1 mm² / 3 x 18 AWG, Cable, Connector: IEC C13 | 4785 |
| 4300-06 Mounting: Power Cord, 3 x 1 mm² / 3 x 18 AWG, Cable, Connector: IEC C13 | 4300-06 |
| 4781 Mounting: Power Cord, Cable, Connector: IEC C15 | 4781 |
| 4784 Mounting: Power Cord, 3 x 1 mm² / 3 x 18 AWG, Cable, Connector: IEC C15 | 4784 |

15.08.2023

The specifications, descriptions and illustrations indicated in this document are based on current information. All content is subject to modifications and amendments. Information furnished is believed to be accurate and reliable. However, users should independently evaluate the suitability and test each product selected for their own applications.