Metalclad Plus



All MK products are made to stand up to the wear and tear of everyday use, but in some areas you need them to be even tougher. That's why the Metalclad Plus range of surface mounted accessories is ideal for factories, workshops, garages and sheds. Made from heavy gauge steel they're tough and impact resistant and they look good too. There is a wide range of surface mounted products in the range including switch sockets with outboard rockers and light switches with wide rockers, both very useful when wearing gloves. An RCD protected socket is also available which is essential when operating powering tools.

Tough and impact resistant
MK Metalclad Plus is ideal for factories, workshops, garages and sheds

Comprehensive range
Suits all your needs where hard wearing performance is required

Frontplates have smoothly chamfered edges
Fits flush with the backbox providing a neat finish

Total safety
Unique 3-pin operated "child resistant shutter system", which is designed to inhibit access to the electricity supply, unless all 3 pins of a standard British 13 Amp plug are in position

METALLIC POWDER PAINT
Finish is corrosion and scratch resistant

HIGHLY IMPACT RESISTANT

SPECIFICALLY DESIGNED BACK BOXES
Ensure neat and exact fit



DOUBLE POLE SWITCHING

BOXES AVAILABLE WITH OR WITHOUT KNOCKOUTS

UNIQUE 3-PIN "CHILD RESISTANT SHUTTER SYSTEM"
Designed to inhibit access to the electricity supply, unless all 3 pins of a standard British 13 Amp plug are in position

STYLISH CURVED DESIGN

Terminal screws are backed out and captive Terminals are upwards facing to make installation easier.

Funnel entrance to terminals enables positive cable connection.



Outboard rocker sockets are ideal for gloved hands.



Clear terminal markings for easy identification.



Switchsocket Outlets

13 AMP SURFACE


K2977 ALM


K2977 D6 ALM


K2946 ALM


K2946 D6 ALM

K2977 ALM 5
1 GANG DP WITH DUAL EARTH TERMINALS

K2977D5ALM 1
1 GANG DP WITH DUAL EARTH TERMINALS WITHOUT BOX

K2977D6ALM 1
1 GANG DP WITH RED ROCKER AND DUAL EARTH TERMINALS

K2946 ALM 5
2 GANG DP

K2946D5ALM 1
2 GANG DP WITHOUT BOX

K2946D6ALM 1
2 GANG DP WITH RED ROCKERS

Earth terminal fitted in boxes.
DIMENSIONS:
1 gang: 86 x 86 x 51mm
2 gang: 86 x 146 x 51mm
TERMINAL CAPACITY
2 x 6 mm² stranded (max)
KNOCKOUTS:
1 gang: 6 x 20mm.
Two in one side and one in each of the other three sides. One in base
2 gang: 8 x 20mm.
Three in top two in bottom sides and one in each end. One in base
SPARE BOXES
1 gang: K829 ALM* K899 ALM
2 gang: K830 ALM* K897 ALM
(*without side knockouts) All boxes have a base knockout.
Boxes to BS.5733: 1995

WITH OUTBOARD ROCKERS 13 AMP SURFACE


K2945 ALM


K2945 D6 ALM

K2945 ALM 5
2 GANG DP WITH OUTBOARD ROCKERS AND DUAL EARTH TERMINALS

K2945D5ALM 1
2 GANG DP WITH OUTBOARD ROCKERS AND DUAL EARTH TERMINALS WITHOUT BOX

K2945D6ALM 1
2 GANG DP WITH RED OUTBOARD ROCKERS AND DUAL EARTH TERMINALS

High integrity earthing
One gang switchsockets, two gang outboard switchsockets and two gang unswitched sockets are fitted with two earth terminals to provide a double earth facility for use when installations are to comply with Section 607 of BS 7671, IEE Wiring Regulations.

Double pole switching
All switchsockets have double pole switching (neutral makes first, breaks last).

BS.1363 Pt.2: 1995

WITH NEONS 13 AMP SURFACE


K2477 ALM


K2477 D6 ALM


K2446 ALM


K2446 D6 ALM

K2477 ALM 5
1 GANG DP WITH NEON AND DUAL EARTH TERMINALS

K2477D6ALM 1
1 GANG DP WITH NEON, RED ROCKER AND DUAL EARTH TERMINALS

K2446 ALM 5
2 GANG DP WITH NEONS

K2446D6ALM 1
2 GANG DP WITH NEONS AND RED ROCKERS

ALL UNITS ARE SUPPLIED WITH BACKBOXES (EXCEPT 'D5' PRODUCTS)

RCD PROTECTED 13 AMP SURFACE


K6102 ALM


K6302 ALM


K6211 ALM


K6231 ALM

K6102 ALM 1
1 GANG
10mA ACTIVE CIRCUIT

K6302 ALM 1
1 GANG
30mA ACTIVE CIRCUIT

K6305 ALM 1
1 GANG
30mA PASSIVE CIRCUIT

K6211 ALM 1
2 GANG
10mA ACTIVE CIRCUIT

K6231 ALM 1
2 GANG
30mA ACTIVE CIRCUIT

K6233 ALM 1
2 GANG
30mA PASSIVE CIRCUIT

It is important to ensure that the correct control circuit, active or passive, is selected for each application. See page 229 for definition.

Only suitable for supply voltage of 240V a.c., 50Hz.

DIMENSIONS: 86 x 147 x 54mm

KNOCKOUTS: 8 x 20mm.
Three in top side, two in bottom side, one in base and one in each end.

SPARE BOX
K897 ALM

BS 7288: 1990

Switchsocket Outlets

ROUND PIN
SURFACE


K2871 ALM


K2873 ALM

K2871 ALM 5
1 GANG
5 AMP DP
SHUTTERED

K2873 ALM 5
1 GANG
15 AMP DP
SHUTTERED

Earth terminal fitted in boxes.

DIMENSIONS:
86 x 86 x 51mm

TERMINAL CAPACITY:
5 amp:
2 x 6mm² stranded (max)
15 amp
2 x 6mm² stranded (max)

KNOCKOUTS:
6 x 20mm.
Two in one side and one in each of other three sides. One in Base

Spare Boxes with and without knockouts are available.

All boxes have a base knockout.

BS.546: 1950

NON STANDARD
13 AMP
SURFACE


K1247 ALM


K1247 D6 ALM


K1248 ALM


K1248 D6 ALM

K1247 ALM 5
1 GANG DP WITH
CLEAN EARTH FACILITY

K1247D6ALM 1
1 GANG DP
WITH RED ROCKER AND
CLEAN EARTH FACILITY

K1248 ALM 5
2 GANG DP WITH
CLEAN EARTH FACILITY

K1248D6ALM 1
2 GANG DP
WITH RED ROCKERS AND
CLEAN EARTH FACILITY

These products are provided with facilities for 'clean earth' connection and are suitable for non standard plugs with 'T' shaped earth pin.

Earth terminal fitted in boxes.

DIMENSIONS:
1 gang: 86 x 86 x 51mm
2 gang: 86 x 146 x 51mm

TERMINAL CAPACITY:
2 x 6mm² stranded (max)

KNOCKOUTS:
1 gang 6 x 20mm.
Two in one side and one in each of other three sides. One in base
2 gang 8 x 20mm.
Three in top, two in bottom sides and one in each end. One in base

Spare Boxes with and without knockouts are available.

All boxes have a base knockout

BS.1363 Pt.2: 1995 where relevant

Socket Outlets

13 AMP
SURFACE


K848 ALM


K850 ALM

K848 ALM 5
1 GANG

K850 ALM 5
2 GANG
WITH DUAL EARTH
TERMINALS

K850 ALM has two earth terminals providing a double earth facility when installations are to comply with Section 607 of BS 7671 IEE Wiring Regs.

Earth terminal fitted in box.

DIMENSIONS:
1 gang 86 x 86 x 47mm
2 gang 86 x146 x 47mm

TERMINAL CAPACITY:
2 x 6mm² stranded (max)

KNOCKOUTS:1 gang 6 x 20mm.
Two in one side and one in each of other three sides. One in base

2 gang 8 x 20mm.
Three in top, two in bottom sides and one in each end. One in base

Spare Boxes with and without knockouts are available.

All boxes have a base knockout

BS.1363 Pt.2: 1995

ROUND PIN
SURFACE


K841 ALM


K842 ALM


K843 ALM

K841 ALM 5
1 GANG
2 AMP
SHUTTERED

K842 ALM 5
1 GANG
5 AMP
SHUTTERED

K843 ALM 5
1 GANG
15 AMP
SHUTTERED

Earth terminal fitted in box.

DIMENSIONS:
86 x 86 x 47mm

TERMINAL CAPACITY:
2 amp:
3 x 2.5mm² (max)
5 amp:
2 x 6mm² stranded (max)
15 amp
2 x 6mm² stranded (max)

KNOCKOUTS:
6 x 20mm.
Two in one side and one in each of other three sides. One in base

Spare Boxes with and without knockouts are available.

All boxes have a base knockout.

BS.546: 1950

15 AMP
127V
SURFACE


K2271 ALM


K2272 ALM

K2271 ALM 5
1 GANG
SHUTTERED
(NON UK)

K2272 ALM 5
2 GANG
SHUTTERED
(NON UK)

Earth terminal fitted in box.

DIMENSIONS:
1 gang 86 x 86 x 47mm
2 gang 86 x146 x 47mm

KNOCKOUTS:
1 gang 6 x 20mm.
Two in one side and one in each of other three sides. One in base
2 gang 8 x 20mm.
Three in top, two in bottom sides and one in each end. One in base

Spare Boxes with and without knockouts are available.

All boxes have a base knockout.

SSA: 444:1985

FEATURES AND BENEFITS



When servicing or repairing appliances fuse carriers on connection units can be padlocked for additional safety



A secret key-operated switch helps prevent unauthorised usage



An optional tamperproof screw on the fuse carrier is particularly useful for appliances in public areas



In-line terminals means that cables can be cut to the same length. White printing gives instant terminal identification



A simple but effective cord grip securely holds the cable in connection units



Backboxes come with or without side knockouts. All boxes have a central knockout in the base for added on-site flexibility

Connection Units

SWITCHED FUSED SURFACE



K963KOALM 1
DP WITH SECRET KEY OPERATED SWITCH, NEON AND TAMPERPROOF FUSE CARRIER SCREW

K942 ALM 10
DP SWITCHED

K942D5ALM 1
DP SWITCHED WITHOUT BOX

K942KOALM 1
DP SWITCHED WITH TAMPERPROOF FUSE CARRIER SCREW

K962 ALM 10
DP SWITCHED WITH NEON

K962D6ALM 1
DP SWITCHED WITH NEON AND RED ROCKER

All connection units are fitted with a 13 amp fuse (to BS.1362.)

Earth terminal fitted in base of the box.

DIMENSIONS: 86 x 86 x 47mm

TERMINAL CAPACITY: 2 x 6mm² stranded(max)

KNOCKOUTS: 5 x 20mm. Two in one side and one in each of other three sides.

Spare Boxes with and without knockouts are available. All boxes have a base knockout.

BS.1363 Pt.4: 1995



K932 ALM 10
DP SWITCHED WITH FLEX OUTLET

K972 ALM 10
DP SWITCHED WITH FLEX OUTLET AND NEON

K972D6ALM 5
DP SWITCHED WITH FLEX OUTLET, NEON AND RED ROCKER

UNSWITCHED FUSED SURFACE



K954 ALM 10
UNSWITCHED

K954KOALM 1
UNSWITCHED WITH TAMPERPROOF FUSE CARRIER SCREW

K983 ALM 5
UNSWITCHED WITH NEON

K989 ALM 5
UNSWITCHED WITH FLEX OUTLET

K989D1ALM 5
UNSWITCHED WITH FLEX OUTLET AND FITTED WITH 5 AMP FUSE

K986 ALM 5
UNSWITCHED WITH FLEX OUTLET AND NEON

All connection units are fitted with a 13 amp fuse (to BS.1362.)

Earth terminal fitted in base of the box.

DIMENSIONS: 86 x 86 x 47mm

TERMINAL CAPACITY: 2 x 6mm² stranded (max)

KNOCKOUTS: 5 x 20mm. Two in one side and one in each of other three sides.

Spare Boxes with and without knockouts are available. All boxes have a base knockout.

BS.1363 Pt.4: 1995

Switches

10 AMP SURFACE


K3591 ALM


K3592 ALM


K3593 ALM

K3591 ALM 5
1 GANG SP
TWO WAY

K3592 ALM 5
2 GANG SP
TWO WAY

K3593 ALM 5
3 GANG SP
TWO WAY

These switches do NOT have to be derated when used with fluorescent or inductive loads.

An earth terminal is fitted in each box.

DIMENSIONS:
86 x 86 x 47mm

TERMINAL CAPACITY:
1 x 6mm² (max)

KNOCKOUTS:
5 x 20mm.
Two in one side and one in each of other three sides.

Spare Boxes with and without knockouts are available.

All boxes have a base knockout.

BS EN 60669-1: 2000

10 AMP WITH WIDE ROCKERS SURFACE


K3781 ALM


K3782 ALM

K3781 ALM 5
1 GANG SP
TWO WAY
WITH WIDE ROCKER

K3782 ALM 5
2 GANG SP
TWO WAY
WITH WIDE ROCKERS

These switches do NOT have to be derated when used with fluorescent or inductive loads.

An earth terminal is fitted in each box.

DIMENSIONS:
86 x 86 x 47mm

TERMINAL CAPACITY:
1 x 6mm² (max)

KNOCKOUTS:
5 x 20mm.
Two in one side and one in each of other three sides.

Spare Boxes with and without knockouts are available.

All boxes have a base knockout.

BS EN 60669-1: 2000

DP Switches

20 AMP SURFACE


K5212 ALM


K5232 ALM


K5242 ALM

K5212 ALM 5
DP SWITCH

K5232 ALM 5
DP SWITCH
WITH NEON

K5242 ALM 5
DP SWITCH
WITH FLEX OUTLET
AND NEON

Earth terminal fitted in base of box.

DIMENSIONS:
86 x 86 x 47mm

TERMINAL CAPACITY:
1 x 6mm² (max)

KNOCKOUTS:
5 x 20mm.
Two in one side and one in each of other three sides.

Spare Boxes with and without knockouts are available.

All boxes have a base knockout.

BS EN 60669-1: 2000

DP Switches are not recommended for switching large banks of PCs

32 AMP AND 45 AMP SURFACE


K5240 ALM


K5230 ALM

K5240 ALM 1
32A DP SWITCH
WITH NEON

K5230 ALM 1
45A DP SWITCH
WITH NEON

Earth terminal fitted in base of box.

DIMENSIONS:
5240: 86 x 86 x 65mm
5230: 147 x 86 x 65mm

TERMINAL CAPACITY:
5240: 1 x 10mm² (max)
5230: 1 x 10mm² (max)

KNOCKOUTS:
5240: 5 x 20mm.Two in one side and one in each of other three sides.
5230: 4 x 20mm, 4 x 25mm

SPARE BOX:
5240: K8901 ALM
5230: K8902 ALM

All boxes have a base knockout.

BS EN 60669-1: 2000

ALL UNITS ARE SUPPLIED WITH BACKBOXES

Triple Pole

32 AMP SURFACE


K5116 ALM


K2857 ALM


K4858 WHI

K5116 ALM 1
THREE POLE 4N SWITCH
WITH NEON AND
EARTH TERMINAL

K2857 ALM 1
THREE POLE FAN ISOLATOR
WITH SWITCHLOCK
AND PADLOCK

K2859 ALM 1
THREE POLE FAN ISOLATOR
WITHOUT SWITCHLOCK

K4858 10
SWITCHLOCK
FOR FAN ISOLATOR

5116 : 440V max.
AC22, 12kW (16HP) & 415V, 3 phase 32A continuous duty.

Making capacity is 2000A peak

Lockable 'ON' or 'OFF' with MK padlock no K2000

K2857: For local isolation of fans with or without timers for repair or routine.

TERMINAL CAPACITY:
5116: 1 x 16mm² Conductor
2857: 1 x 6mm² Conductor

DIMENSIONS: 5116: 147 x 86 x 65
2857: 86 x 86 x 47

KNOCKOUTS:
K5116: 4 x 20mm², 4 x 25mm²
K2857: 5 x 20mm²

SPARE BOXES: 5116: K8902 ALM
K2857: K899 ALM, K829 ALM

BS EN 60947-3: 1992

Euro Data Frontplates

FRONTPLATES

Euro Data Modules

RJ45 CAT 5E
RJ11/12

ISDN
BNC
BT

TV CO-AXIAL OUTLETS FOR DIGITAL TV

Blanks


K182 ALM


K184 ALM


K5844 WHI


K5845 BLK


K5845s WHI


K5845s BLK


K5887 WHI


K5887 BLK


K5840 WHI


K5840 BLK


K5801 WHI


K5801 BLK


K5820 WHI


K5820 BLK


K5850 WHI


K5855 BLK



K5852 WHI



K5853 BLK


K180 WHI


K188 WHI


K188 BLK


K186 WHI


K186 BLK

K182 ALM 10
1 GANG
EURO FRONTPLATE
TWO MODULE
APERTURE SIZE 50 X 50MM

K184 ALM 10
2 GANG
EURO FRONTPLATE
FOUR MODULE
APERTURE SIZE 100 X 50MM

MOUNTING BOXES
Mounting Box is not supplied with frontplate

Suitable for flush boxes to BS.4662: 1970 and surface boxes to BS.5733: 1995

Refer to appropriate module for minimum box depth.

FIXING CENTRES
!G; 60.3mm
2G; 120.6mm

STANDARDS
BS.5733;1995 where applicable

Note: 13A UK, 16A German and 15A American Euro Power Modules are available. See page 30.

Note: No grid required, modules just clip into place.

K5844 WHI 5
RJ45 CAT 5E ANGLED
ONE MODULE 25 X 50MM

K5845 WHI 5
K5845 BLK 5
RJ45 CAT 5E
ONE MODULE 25 X 50MM

K5845s WHI 5
K5845s BLK 5
RJ45 CAT 5E SCREENED
ONE MODULE 25 X 50MM

K5887 WHI 5
K5887 BLK 5
RJ11/12
ONE MODULE 25 X 50MM

MOUNTING BOXES
Minimum box depth
25mm standard
32mm screened

K5887
Suitable for both RJ11 and RJ12 jacks

RJ11: 4 wire, **RJ12:** 6 wire

RJ45 Enhanced Cat 5 performance. Suitable for both 568A and 568B wiring schemes. Supplied with cable tie and cable anchors to secure wires in the connectors.

K5844, K5845, K5887: :
TIA/EIA TSB40A: Cat 5e
TIA/EIA 568-A: Cat 5e
ISO/IEC11801: Cat 5e

K5887: FCC68

K5840 WHI 5
K5840 BLK 5
ISDN
ONE MODULE 25 X 50MM

K5801 WHI 5
K5801 BLK 5
BNC 50Ω
ONE MODULE 25 X 50MM

K5820 WHI 5
K5820 BLK 5
BT MASTER
ONE MODULE 25 X 50MM

K5821 WHI 5
K5821 BLK 5
BT SECONDARY
ONE MODULE 25 X 50MM

MOUNTING BOXES
Minimum depth 25mm

K5840
Incorporates line terminating resistor.

K5801
50 Ohm crimp connector suitable use with RG58, URM43, URM76 and Beldon 9907 type co-axial cables.

K5840:
TIA/EIA TSB40A
TIA/EIA 568-A
ISO/IEC11801

K5820, K5821:
BS.6312 part 2

K5850 WHI 5
K5850 BLK 5
SINGLE OUTLET (IEC MALE)
ONE MODULE 25 X 50MM

K5851 WHI 5
K5851 BLK 5
SINGLE OUTLET (IEC FEMALE)
ONE MODULE 25 X 50MM

K5855 WHI 5
K5855 BLK 5
SINGLE F-TYPE SATELLITE SOCKET
ONE MODULE 25 X 50MM

K5852 WHI 5
K5852 BLK 5
TWIN OUTLET TV/FM DIPLEXER
TWO MODULE 50 X 50MM

K5853 WHI 5
K5853 BLK 5
TRIPLE OUTLET
TV/FM/SATELLITE TRIPLEXER
TWO MODULE 50 X 50MM

Fully screened non isolated TV outlets containing a combination of single, TV/FM Diplexer, TV/FM/SAT Triplexer and BT secondary telephone outlets for use within digital TV systems and interactive TV services. Single outlets for connection to a single TV, FM or Satellite co-axial aerial lead. TV/FM diplexer units for connection to a single co-axial aerial lead with combined TV and FM signals. TV/FM/SAT triplexer units for connection to a single co-axial aerial lead with combined TV,FM and Satellite signals (See page 31 for more information)

MOUNTING BOXES: Min box depth 32mm
DIMENSIONS: 1 Module 25 x 50mm, 2 Module 50 x 50mm

BS.3041:1997 IEC 169-2:1965 BSEN 50083 & BS.5733:1995 where applicable

K180 WHI 10
TWO MODULE
BLANK 50 X 50MM

K188 WHI 10
K188 BLK 10
ONE MODULE
BLANK 25 X 50MM

K186 WHI 10
K186 BLK 10
HALF MODULE
BLANK 12.5 X 50MM

MOUNTING BOXES
Minimum depth 16mm

STANDARDS
BS.5733:1995 where applicable

LJU6C Data Frontplates

FRONTPLATES


K172 ALM

K172 ALM 10
1 GANG TWIN
LJU6C FRONTPLATE
TWO MODULE
APERTURE SIZE 22 X 37MM

MOUNTING BOXES
Suitable for flush boxes to BS.4662:1970 and surface boxes to BS.5733:1995
Refer to appropriate module for minimum box depth.

FIXING CENTRES
1 gang: 60.3mm
2 gang: 120.6mm

BS.5733:1995 where appropriate

Note: No grid required, modules just clip into place.

LJU6C Data Modules

RJ45 CAT 5E
RJ11/12


K5745 WHI


K5745 BLK


K5745s WHI


K5745s BLK


K5787 WHI


K5787 BLK

K5745 WHI 5
K5745 BLK 5
RJ45 CAT 5E
ONE MODULE

K5745s WHI 5
K5745s BLK 5
RJ45 CAT 5E
SCREENED
ONE MODULE

K5787 WHI 5
K5787 BLK 5
RJ11/12
ONE MODULE

RJ45
Enhanced Cat 5 performance. Suitable for both 568A and 568B wiring schemes. Supplied with cable tie and cable anchors to secure wires in the connectors

MOUNTING BOXES
Minimum box depth
25mm (unscreened)
32mm (screened)

TIA/EIA TSB40A: Cat5e
TIA/EIA 568-A: Cat5e
ISO/IEC11801: Cat5e

RJ11/12
Suitable for both RJ11 & RJ12 jacks. RJ11: 4 wire, RJ12: 6 wire

MOUNTING BOXES
Minimum box depth 16mm

FCC68

ISDN
BLANKS


K5740 WHI


K5740 BLK


K170 WHI


K170 BLK

K5740 WHI 5
K5740 BLK 5
ISDN
ONE MODULE

K170 WHI 10
K170 BLK 10
BLANK
ONE MODULE

K5740
Incorporates line terminating resistor

MOUNTING BOXES
Minimum box depth 25mm

TIA/EIA TSB40A
TIA/EIA 568-A
ISO/IEC11801

K170
MOUNTING BOXES
Minimum box depth 16mm

BS.5733:1995 where appropriate

MK Modular Data System Frontplates

FRONTPLATES


K291 ALM


K292 ALM


K293 ALM


K294 ALM

K291 ALM 1
1 GANG
ONE MODULE

K292 ALM 1
1 GANG
TWO MODULE

K293 ALM 1
2 GANG
THREE MODULE

K294 ALM 1
2 GANG
FOUR MODULE

BS. 5733: 1995
where applicable

BOXES


K8891 ALM


K8821 ALM


K8892 ALM


K8822 ALM

K8891 ALM 10
1 GANG 38mm BOX
5 x 20mm KNOCKOUTS

K8821 ALM 10
1 GANG 38mm BOX
WITHOUT KNOCKOUTS

K8901 ALM 5
1 GANG 46mm DEEP BOX
5 x 20mm KNOCKOUTS

K8892 ALM 5
2 GANG 38mm BOX
7 x 20mm KNOCKOUTS

K8822 ALM 5
2 GANG 38mm BOX
WITHOUT KNOCKOUTS

K8902 ALM 5
46mm DEEP BOX
4 x 20mm AND 4 x 25mm
KNOCKOUTS

All boxes have a base knockout and feature self-levelling platforms to ensure that the mounting frame is always positioned correctly without the need for adjustment.

BS. 5733: 1995
where applicable

Spare Boxes

Blank Plates

Grid Plus Frontplates

MOUNTING FRAMES


K3701


K3702


K3703


K3704

DATA MODULES


K451 WHI


K455 WHI


K452 WHI


K457 WHI


K458 WHI


K290 WHI


K829 ALM


K830 ALM


K899 ALM


K897 ALM


K3390 ALM


K3369 ALM


K3492 ALM


K3494 ALM


K3502 ALM

K3701 10
1 GANG
ONE MODULE

K3702 10
1 GANG
TWO MODULE

K3703 10
2 GANG
THREE MODULE

K3704 10
2 GANG
FOUR MODULE

BS. 5733: 1995
where applicable

K451 WHI 1
BNC DATA SOCKET
ONE MODULE

K455 WHI 1
RJ45 CATEGORY 5e
DATA SOCKET ONE MODULE

K452 WHI 1
TELEPHONE OUTLET
ONE MODULE MASTER

K457 WHI 1
TELEPHONE OUTLET
ONE MODULE SECONDARY

K458 WHI 1
RJ11 TELEPHONE/DATA
SOCKET ONE MODULE

K290 WHI 1
BLANK ONE MODULE

Data/telecom modules are for use with Metalclad Plus frontplates only.

K455 is Category 5e compliant
IEC 11801
BS. EN 50173
TIA/EIA 568A
BS. 5733: 1995

K452 and K457
are approved under OFTEL approval No.NS/G/23/L/100005 for direct and indirect connections between a termination point of a public telecommunications system and any piece of approved telecommunications apparatus.

BS.6312 Pt 2 where applicable

K829 ALM 5
1 GANG
WITHOUT KNOCKOUTS

K830 ALM 5
2 GANG
WITHOUT KNOCKOUTS

K899 ALM 5
1 GANG
5 X 20mm KNOCKOUTS

K897 ALM 5
2 GANG
7 X 20mm KNOCKOUTS

All boxes are fitted with a brass earth terminal and a base knockout.

DIMENSIONS:
1 gang: 86 x 86 x 38mm
2 gang: 86 x 147 x 38mm

These boxes are not suitable for mounting Grid Plus modules or modular data/telecom modules.

BS.5733: 1995

K3390 ALM 5
1 GANG

K3369 ALM 5
2 GANG

DIMENSIONS:
K3390: 86 x 86mm
K3369: 86 x 147mm

FIXING CENTRES:
K3390: 60.3mm
K3369: 120.6mm

BS.5733: 1995

K3491 ALM 10
1 MODULE

K3492 ALM 10
2 MODULE

K3493 ALM 5
3 MODULE

K3494 ALM 5
4 MODULE

K3496 ALM 1
6 MODULE

K3498 ALM 1
8 MODULE

K3499 ALM 1
9 MODULE

K3502 ALM 1
12 MODULE

K3508 ALM 1
18 MODULE

K3514 ALM 1
24 MODULE

DIMENSIONS:

1 & 2 module:	86 x 86mm
3 & 4 module:	86 x 146mm
6 & 8 module:	146 x 146mm
9 & 12 module:	146 x 206mm
18 module:	206 x 206mm
24 module:	206 x 266mm

BS.5733: 1995

See Grid Plus pages 149-153 for a complete selection of switching modules.

TECHNICAL HOTLINE +44 (0)1268 563720

Royal Opera House, London



Arup orchestrated the task of increasing the acoustic level of the Royal Opera House while retaining its original acoustic attributes. MK Electrical accessories were used throughout the refurbishment.

The Royal Opera House itself describes it as:
"A noticeable improvement in the listening experience has come from reduced noise levels, permitting full dynamic range and allowing the drama of silence. The excellent acoustic environments in the new opera and ballet rehearsal studios and music practice room's contrasts with the appaling conditions previously endured by the Royal Ballet. Throughout the development, the aim was to provide acoustic conditions appropriate to the production and performance of opera and ballet to the highest standards for the 21st century."

Architect Dixon Jones / BDP Ltd
M&E Consultant Arup
Contractor Schal Construction