IKP series

Surface mount and through-hole • piano style • dual in line switches



DISTINCTIVE FEATURES

Flush and protruding actuators
Even pole numbers
Self-cleaning wiping contacts
Gold plated terminals



ENVIRONMENTAL SPECIFICATIONS

- Operating Temperature Range: -20 °C to +85 °C (-4 °F to +185 °F)
- Storage Temperature Range: -40°C to +85°C (-40 °F to +185 °F)

ELECTRICAL SPECIFICATIONS

- Max. Current/Voltage Rating:
  - Switching: 25 mA 24 VDC
  - Contact rating: 100 mA 50 VDC
- Initial Contact Resistance: 100 mΩ max
- Insulation Resistance: 100 MΩ min. at 500 VDC
- Dielectric Strength: 100 VAC min.
- Electrical Life: 2,000 cycles

GENERAL SPECIFICATIONS

- Actuation force : 800 gf (7.84 N) max.
- Process compatible - withstand IR and vapor phase reflow soldering
- Spray washable with tape seal

MATERIALS

- Case & base: Nylon 9T UL94-V0
- Actuator: LCP
- Contact: Gold plated copper
- Terminal: Gold plated brass
- Protection Tape: Polyimide

The company reserves the right to change specifications without notice.

IKP series

Surface mount and through-hole • piano style • dual in line switches

SOLDERING AND CLEANING

- Surface temperature measured (above) on the PCB copper foil
- Switch surface temperature must not exceed 260 °C (500 °F)
- Hand solder Max 350 °C (662 °F) for 5 seconds
- Care should be taken to prevent flux adhering to the switch
- Only top tape seal version are suitable for spray cleaning

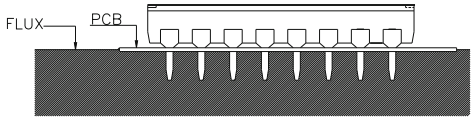

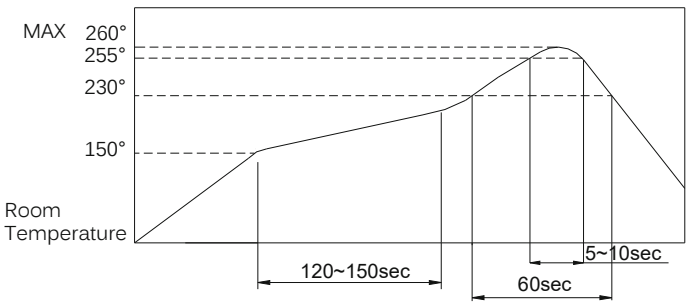

PACKAGING

Number of ways	TAPE AND REEL	IC TUBE
2	700 pcs	70 pcs
4		40 pcs
6		28 pcs
8		20 pcs
10		16 pcs

CIRCUIT

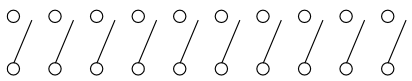

2, 4, 6, 8, 10 way only
Actuator set in up (off) position

PCB LAYOUT

THROUGH-HOLE

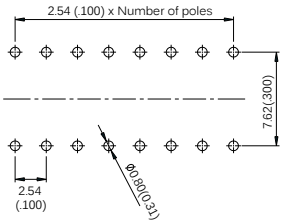

SURFACE MOUNT

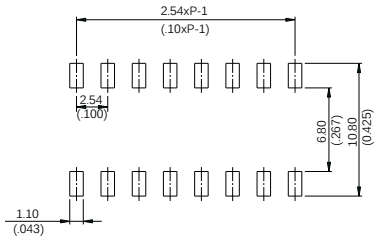

IKP series

Surface mount and through-hole • piano style • dual in line switches

BUILD YOUR PART NUMBER

IKP			
SERIES	NUMBER OF WAYS	MODEL TYPE	TAPE SEAL

NUMBER OF WAYS

02	Two way
04	Four way
06	Six way
08	Eight way
10	Ten way

MODEL TYPE

001	Through-hole raised actuators
000	Through-hole recessed actuators
031	SMT gull wing raised actuators IC tubes
030	SMT gull wing recessed actuators IC tubes
041	SMT gull wing raised actuators T/R
040	SMT gull wing recessed actuators T/R

TAPE SEAL

00	Top tape seal*
01	No tape seal

*Recessed actuators only

THROUGH-HOLE



Number of Poles	Dimension "A"	Dimension "B"
2	6.48 (0.25)	2.54 (.10)
4	11.56 (0.45)	7.62 (.30)
6	16.64 (0.65)	12.70 (0.50)
8	21.72 (0.85)	17.78 (0.70)
10	26.80 (1.05)	22.86 (0.90)

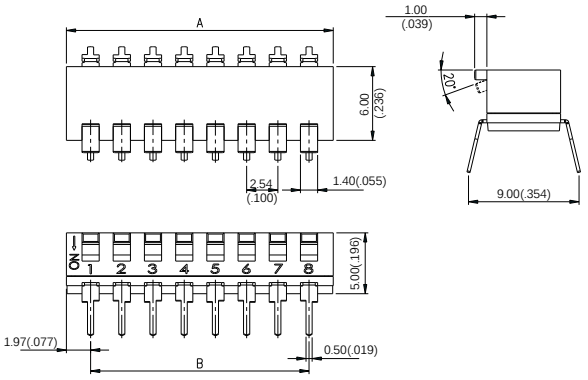

SURFACE MOUNT



Number of Poles	Dimension "A"	Dimension "B"
2	6.48 (0.25)	2.54 (.10)
4	11.56 (0.45)	7.62 (.30)
6	16.64 (0.65)	12.70 (0.50)
8	21.72 (0.85)	17.78 (0.70)
10	26.80 (1.05)	22.86 (0.90)

