

Subject to technical modification without notice. Typographical and other errors do not justify any claim for damages.
Stand: 11/99 usa *Copyright © 1999 OKW Gehäusesysteme KG, Buchen, Germany (http://www.okw.com)*

YOUR ADVANTAGE

- Quick mounting due to screwless assembly.

Saves time and costs. Disassembly can be carried out by a small flat screwdriver.
- Secure joining of components by plugging in and snapping together.
- Modern and fashionable design.
- Different heights of cases for individual configurations.
- Sloping control panel available as an accessory for the flat / high combination cases as well as for the high / high combination for MOTEC L.
- Recessed area allows easy assembly of membrane keyboards and is also suitable for mounting LCDs.
- Wide control panel.
- Front and rear panels available as accessory.
- Versions with handle bar for canting the unit (L, M).

STANDARD COLOURS

Off-white, RAL 9002.
Fine textured surface.
Please refer to colour chart on page 214.

MATERIAL

High-impact Polystyrene (UL 94 HB) or
ABS (UL 94 V-0)
Also available in other materials on request. Please refer to the specifications on pages 215-217.



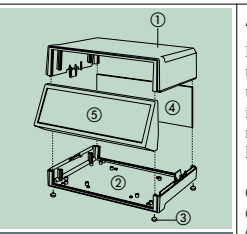









MODERN, FUNCTIONAL, AESTHETIC DESIGN.

Specially designed OKW-case system for desktop devices.

Case shells of different heights are combined to give a large range of cases. The cases are available in 3 plan sizes with 3 different heights for each.

New in the programme: MOTEC made of flame resistant material ABS (UL 94 V-0).

APPLICATIONS

Measuring and control technology, feedback control, peripheral devices and interfaces, switchboxes, modems, medical field and laboratory technology.

① Top
② Base
③ Self-adhesive non slip feet
④ Aluminium-Front / rear panel*
⑤ Sloping control panel*

* Accessories

ASSEMBLY/ DISASSEMBLY

Clip together mechanism. Disassembly by tool only. (Small flat screw driver)

EMC

Cases marked with ϟ are available with aluminium metallization on demand. In order to guarantee secure bonding, an especially conductive front plate has to be used (not part of standard accessory).
See pages 207-209.

MODIFICATIONS AS PER CUSTOMER'S REQUIREMENTS

Machining on modern CNC-controlled machines. Lacquering. Silk screen and tampo printing.
See pages 210-213.

DESIGN

Small-size desktop case. Flat and high case shells are combined. Open front and rear. Vertical guide ridges for aluminium panels are provided at the front and rear. Screw pillars for PCB mounting in both shells. A sloping control panel (accessory) is also available for the flat / high combined case and is fitted into existing guides. Clip together mouldings. Disassembly can be carried out by tool only (small flat screw driver).





SUPPLY

Top and base.
4 self-adhesive clear non-slip feet.

Detailed drawing available on demand in dwg or dxf format.

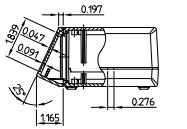

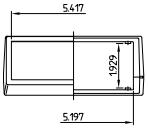

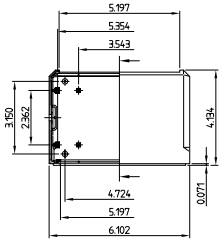

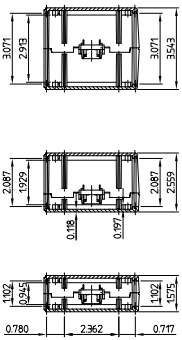

CASE (Part-No. with ⚡ see EMC page 128)

Outside dim. in inch L	W	H	Colour	Combination	Part-No. PS (UL 94 HB)	ABS (UL 94 V-0)
6.102	4.134	1.575	off-white	flat / flat	B 30 15 117 ⚡	B 30 15 217 ⚡
6.102	4.134	2.559	off-white	flat / high	B 30 15 127 ⚡	B 30 15 227 ⚡
6.102	4.134	3.543	off-white	high / high	B 30 15 137 ⚡	B 30 15 237 ⚡

ACCESSORIES

Article	Colour	Version / Application	PS (UL 94 HB)	ABS (UL 94 V-0)
Sloping control panel	off-white	for flat / high combination	B 31 15 167 ⚡	B 31 15 267 ⚡
Al-Front / rear panel	anodized	for flat / flat combination, 5.354 x 1.260 x 0.059"	B 31 15 100	
Al-Front / rear panel	anodized	for flat / high combination, 5.354 x 2.244 x 0.059"	B 31 15 110	
Al-Front / rear panel	anodized	for high / high combination, 5.354 x 3.228 x 0.059"	B 31 15 120	
Set of screws		4 x ø 0.098 x 0.236", fixing PCBs	A 91 99 008	





DESIGN

Medium-size desktop case. Flat and high case shells are combined. Open front and rear. Vertical guide ridges for aluminium panels are provided at the front and rear. Screw pillars for PCB mounting in both shells. A sloping control panel (accessory) is also available for the flat / high combined case and is fitted into existing guides. Clip together mouldings. Disassembly can be carried out by tool only (small flat screw driver).

SUPPLY

Top and base.
4 self-adhesive clear non-slip feet.

Detailed drawing available on demand in dwg or dxf format.

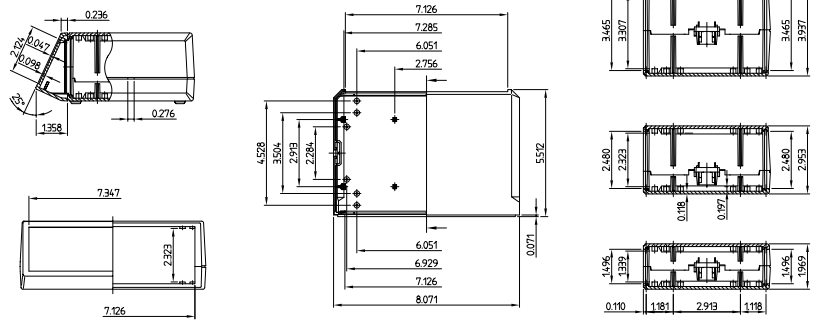

Part-No. PS (UL 94 HB)	Part-No. ABS (UL 94 V-0)	CASE (Part-No. with ϟ see EMC page 128) Outside dim. in inch L	W	H	Colour	Combination
B 30 20 117 ϟ	B 30 20 217 ϟ	8.071	5.512	1.969	off-white	flat / flat
B 30 20 127 ϟ	B 30 20 227 ϟ	8.071	5.512	2.953	off-white	flat / high
B 30 20 137 ϟ	B 30 20 237 ϟ	8.071	5.512	3.937	off-white	high / high
		ACCESSORIES				
PS (UL 94 HB)	ABS (UL 94 V-0)	Article			Colour	Version / Application
B 31 20 167 ϟ	B 31 20 267 ϟ	Sloping control panel			off-white	for flat / high combination
B 31 20 100		Al-Front / rear panel			anodized	for flat / flat combination, 7.283 x 1.654 x 0.059"
B 31 20 110		Al-Front / rear panel			anodized	for flat / high combination, 7.283 x 2.638 x 0.059"
B 31 20 120		Al-Front / rear panel			anodized	for high / high combination, 7.283 x 3.622 x 0.059"
A 91 99 008		Set of screws				4 x ø 0.098 x 0.236", fixing PCBs

For flat / high combination with handle bar see page 132.

DESIGN

Large size desktop case. Flat and high case shells are combined. Open front and rear. Vertical guide ridges for aluminium panels are provided at the front and rear. Screw pillars for PCB mounting in both shells. A sloping control panel (accessory) is also available for the flat / high and high / high combined case and is fitted into existing guides. Clip together mouldings. Disassembly can be carried out by tool only (small flat screw driver).





SUPPLY

Top and base.
4 self-adhesive clear non-slip feet.

Detailed drawing available on demand in dwg or dxf format.

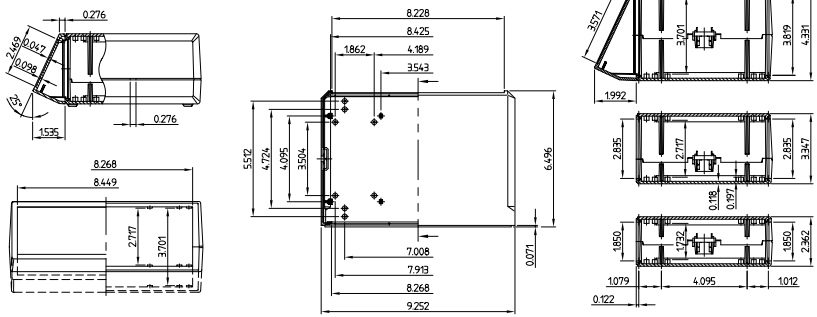

CASE (Part-No. with ϟ see EMC page 128)

Outside dim. in inch L	W	H	Colour	Combination	Part-No. PS (UL 94 HB)	ABS (UL 94 V-0)
9.252	6.496	2.362	off-white	flat / flat	B 30 23 117 ϟ	B 30 23 217 ϟ
9.252	6.496	3.346	off-white	flat / high	B 30 23 127 ϟ	B 30 23 227 ϟ
9.252	6.496	4.331	off-white	high / high	B 30 23 137 ϟ	B 30 23 237 ϟ

ACCESSORIES

Article	Colour	Version / Application	PS (UL 94 HB)	ABS (UL 94 V-0)
Sloping control panel	off-white	for flat / high combination	B 31 23 167 ϟ	B 31 23 267 ϟ
Sloping control panel	off-white	for high / high combination	B 31 23 177 ϟ	B 31 23 277 ϟ
Al-Front / rear panel	anodized	for flat / flat combination, 8.425 x 2.047 x 0.059"	B 31 23 100	
Al-Front / rear panel	anodized	for flat / high combination, 8.425 x 3.031 x 0.059"	B 31 23 110	
Al-Front / rear panel	anodized	for high / high combination, 8.425 x 4.016 x 0.059"	B 31 23 120	
Set of screws		4 x ø 0.098 x 0.236", fixing PCBs	A 91 99 008	

For flat / high combination with handle bar see page 132.

MOTEC L AND M WITH HANDLE BAR

MOTEC L AND M WITH HANDLE BAR

With handle bar in the flat / high case combination.

For carrying and canting the unit. With 30 degrees indexing.
The mounting of the handle bar at the side panels with draft will hardly affect the load capacity and performance.

STANDARD COLOURS

Off-white, RAL 9002.
Middle section aluminium profile.

MATERIAL

Case of high-impact polystyrene (UL 94 HB).
Side arms and push button of reinforced polyamide.
Middle section aluminium profile.

SUPPLY

Case with handle bar.

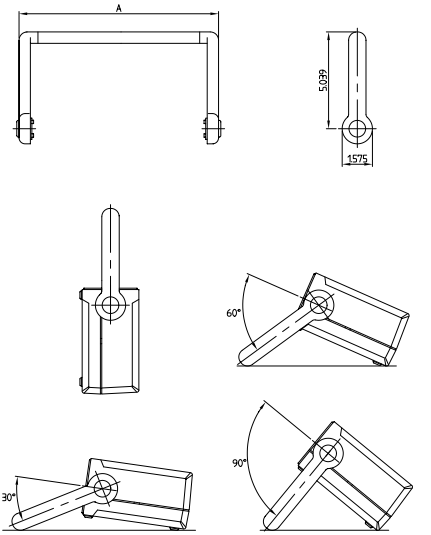



For full dimensions refer to pages 130 and 131 flat / high case combinations.

(Part-No. with ϟ see EMC page 128)

Part-No.	Version with handle bar	Case dimensions in inch L	W	H	Width of handle bar in inch A
B 30 20 147 ϟ	MOTEC M	8.071	5.512	2.953	9.331
B 30 23 147 ϟ	MOTEC L	9.252	6.496	3.346	10.512

ACCESSORIES

Part-No.	Article	For MOTEC with handle bar	Version
B 31 20 110	Al-Front / rear panel	M	Al anodized, 7.283 x 3.031 x 0.059"
B 31 23 110	Al-Front / rear panel	L	Al anodized, 8.425 x 3.031 x 0.059"
B 31 20 167 ϟ	Sloping control panel	M	High-impact polystyrene off-white
B 31 23 167 ϟ	Sloping control panel	L	High-impact polystyrene off-white
A 91 99 008	Set of screws	M & L	4 x ø 0.098 x 0.236", fixing PCBs