Shock-Safe Fuseholder, 5 x 20 / 6.3 x 32 mm, Slotted Cap



Socket with Slotted Cap
Caps must be ordered separately (see accessories)



Socket with Slotted Cap



Socket with Fingergrip Cap

250 VAC · 4 W / 10 A (VDE)20/16 A (UL/CSA)

Description
- Quick-conntect or solder terminals

Standards
- IEC 60127-6
- UL 512
- CSA C22.2 no. 39

Approvals
- VDE Certificate Number: 134125
- UL File Number: E39328
- CSA File Number: 38456

Weblinks
pdf-datasheet, html-datasheet, General Product Information, Approvals, CE declaration of conformity, RoHS, CHINA-RoHS, REACH, e-Shop, SCHURTER-Stock-Check, Distributor-Stock-Check, Accessories, Detailed request for product

Technical Data

Shock-Safe Category	PC2
Fuse-Link	5 x 20 or 6.3 x 32 mm
Mounting	Panel Mount, Front Side
Mounting	Fixing Nut
Terminal	Solder or Quick-Connect 4.8 x 0.5 mm
Rated Voltage	250 VAC
Rated current	10 A (VDE), 20/16 A (UL/CSA)
Rated Power Acceptance IEC	4 W / 10 A @ Ta 23 °C Admissible power acceptance at higher ambient temperature see derating curves
Degree of Protection	IP 40
Protection Class	Suitable for appliances with protection class I or II acc. to IEC 61140
Admissible Ambient Air Temp.	-40 °C to 85 °C
Climatic Category	40/085/21 acc. to IEC 60068-1
Material: Socket	Thermoplastic, black, UL 94V-0
Material: Terminals	Tin-Plated Copper Alloy
Unit Weight	5.5 g / 3.22 g
Storage Conditions	0 °C to 60 °C, max. 70% r.h.
Product Marking	SCHURTER, Type, Rated voltage, Rated current, Approvals

Soldering Methods	Iron
Solderability	350 °C / 2 sec acc. to IEC 60068-2-20, Test Ta, method 2
Resistance to Soldering Heat	350 °C / 10 sec acc. to IEC 60068-2-20, Test Tb, method 2
Contact Resistance	< 5 mΩ at 20 mV
Dielectric Strength	> 3 kV > 4 kV between L/N-PE (50 Hz; 1 min)
Impulse Withstand Voltage	> 4 kV between L-N > 6 kV between L/N-PE
Insulation Resistance	> 10 MΩ between L-N > 100 MΩ between L/N-PE (500 VDC; 1 min)
Overvoltage Category	I - III acc. to IEC 60664-1
Pollution Degree	1 - 3 acc. to IEC 60664-1
Admissible Torque on Fixing Nut	max 1.2 Nm
Panel Thickness s	max 7 mm

Dimension

46.5 mm

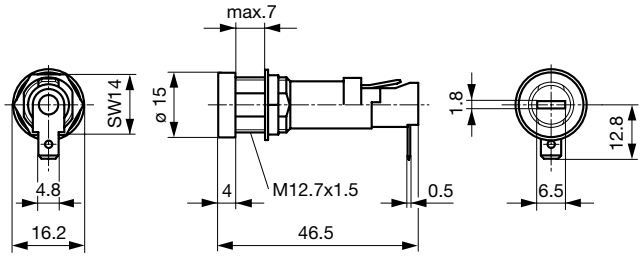

Variants: 0031.1693

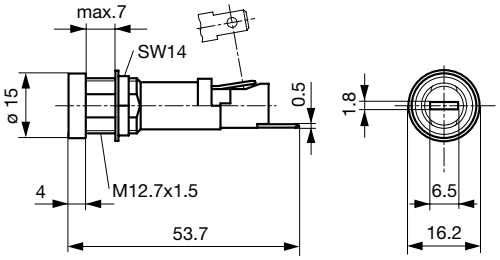

Variant 0031.1694

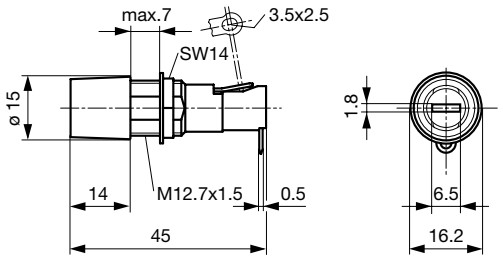

Variants 0031.1653

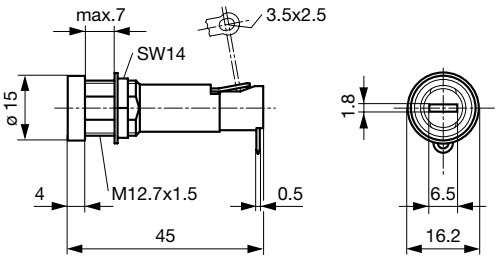

Variant 0031.1673

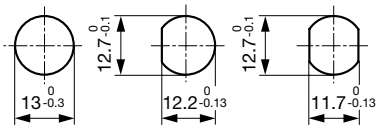

Mounting holes

Derating Curves

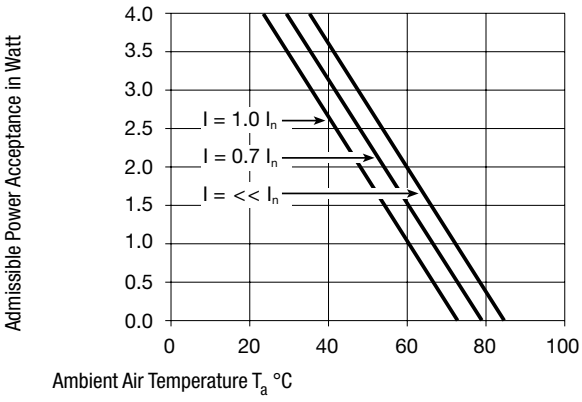

All Variants

Holder	Cap	Fuse-Link	Terminal	Position End-Terminal	Degree of Protection	Colour Cap	Remark	Order Number
●	-	5 x 20 or 6.3 x 32mm	Quick-Connect 4.8 x 0.5	90° to Fuse Axis	IP 40	-	-	0031.1693
●	-	5 x 20 or 6.3 x 32mm	Quick-Connect 4.8 x 0.5	Straight to Fuse Axis	IP 40	-	-	0031.1694
●	-	5 x 20 or 6.3 x 32mm	Solder	90° to Fuse Axis	IP 40	-	-	0031.1653
●	-	5 x 20 or 6.3 x 32mm	Solder	90° to Fuse Axis	IP 40	-	-	0031.1673

Most Popular.

Availability for all products can be searched real-time:http://www.schurter.com/en/Stock-Check/Stock-Check-SCHURTER

Packaging Unit Bulk (100 pcs.)

Required Accessory



Description	
Fingergrip FEU, FAU, FAC Caps Fingergrip for Holder FEU, FAU, FAC	
Fingergrip, 6.3 x 32 mm, IP 40	0031.1667
Fingergrip, 5 x 20 mm, IP 40	0031.1741



Caps to FEU, FAU, FAC Caps to Holder FEU, FEU (Med), FAU, FAC	
slotted, 6.3 x 32 mm, black, IP 40	0031.1661
slotted, 5 x 20 mm, black, IP 40	0031.1663
slotted, 6.3 x 32 mm, grey, IP 40	0031.1666

Accessories



Cover FEU, FEU (Med) Insulation Cover for FEU, FEU (Med)	
Suitable to 0031.1653	0859.0041
Suitable for 0031.1673 and 0031.1681	0859.0042
Suitable to 0031.1694	0859.0043

15.05.2015

The specifications, descriptions and illustrations indicated in this document are based on current information. All content is subject to modifications and amendments. Information furnished is believed to be accurate and reliable. However, users should independently evaluate the suitability and test each product selected for their own applications.