Keysight Technologies
E36100B Series
Programmable DC Power Supplies

Data Sheet



KEYSIGHT TECHNOLOGIES

Power Forward

Designs change—and so should your DC power supply. Meet the E36100B, engineered by Keysight to power your designs safely and quietly during manual tests or automated sequences. From every angle — size, display, and I/O — the E36100B will impress you. Add one to your bench and power forward.

- Choose the best model for your needs: five models offer up to 5 A or 100 V
- Save space on your bench, 2U ¼-form factor
- Connect for computer control with standard LAN (LXI Core) and USB connectivity
- Perform manual tasks quickly with the intuitive on-screen menu system
- Easily view the high-contrast OLED display from anywhere on your bench, even from a sharp angle
- Protect your device under test (DUT) with overvoltage and over-current detection
- Power your DUT with confidence through excellent accuracy in programming and readback
- Quiet operation

Accurate, Reliable Power

The E36100B Series is the latest addition to Keysight's industry standard family of bench power supplies, backed with Keysight's standard 3-year warranty.

Power your DUT with excellent voltage and current programming and readback accuracy. Use the power supply's highly accurate low-current measurement feature for demanding measurements. Protect your DUT with built-in overvoltage and overcurrent protection, and count on the built-in overtemperature protection to keep your power supply safe.

Excellent Front-Panel Usability

The clean design of the E36100B Series front-panel lets you become productive with the unit very quickly. The easy-to-use rotary knob and keypad interface allows you to set the output at your desired resolution quickly and easily, with digit-by-digit control. You can store and recall up to 10 complete power supply setups from non-volatile memory in order to quickly change instrument states. The output on/off key quickly turns the output on and off.



A	Tough carrying handle
B	Information-packed, high-contrast OLED display; easily viewable even from sharp angles
C	Rotary knob for quick and easy configuration
D	Fast voltage/current setting and front-panel electronic calibration
E	Menu key opens intuitive user interface
F	Front-panel lock prevents accidental changes during tests
G	Output enable/disable switch to protect your DUT quickly
H	Dual-position power switch
I	Sense terminals
J	Output terminals
K	Earth ground reference point

Fast, Industry-Standard Programming

Every E36100B Series model ships standard with both LAN (LXI Core) and USB (TMC488). The easy-to-use SCPI (Standard Commands for Programmable Instruments) programming language lets you create fast and simple programs with transient response faster than 50 µs and fast command processing time– less than 10 ms. You can also program the instrument with the power supply's Interchangeable Virtual Instruments (IVI) driver.

Use the Keysight IO Libraries Suite (**www.keysight.com/find/iosuite**) to accelerate your programming. The IO Libraries' instrument-centric view and auto-discovery of instruments get you connected to your instrument quickly

Simple, Powerful Soft Front Panel

When you cannot be near your DUT, open your browser and control the instrument via the power supply's bullt-in Web interface, with a look and feel that replicates the front-panel experience.



BenchVue Control and Visualization

BenchVue software for the PC makes it simple to connect, control, and view Keysight power supplies simultaneously with other Keysight bench instruments without programming.

- Visualize the outputs of multiple power supplies simultaneously
- Log data, capture screen shots, and save a system state
- Recall a past state of your bench to replicate results
- Export measurement data in desired format fast
- Quickly access manuals, drivers, FAQs and videos
- Monitor and control bench from mobile devices

The power supply app within BenchVue lets you control power supplies, visualize voltage and current output, log data, and annotate captured data. Use the companion BenchVue Mobile app to monitor and respond to long-running tests from anywhere.

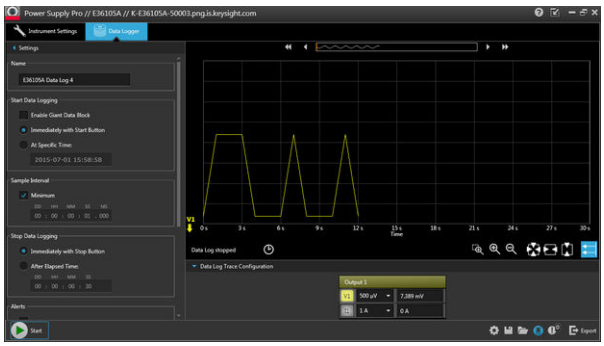

Easy Power and I/O Connection

Connect for computer control with standard LAN (LXI Core) and USB connectivity. Use the security slot to keep the supply on your bench.



Do you need to convert the power supply for different mains power? The two switches on the bottom of the instrument make it straightforward. See the product manual for details.





Option J01 recessed binding posts

Performance Specifications

	Tolerance %	E36102B	E36103B	E36104B	E36105B	E36106B
DC output rating (0 to 40 °C)						
Max. voltage		6 V	20 V	35 V	60 V	100 V
Max. current		5 A	2 A	1 A	0.6 A	0.4 A
Load regulation ± (% of output + offset)						
Voltage	<0.01% +	2 mV	3 mV	6 mV	10 mV	20 mV
Current	<0.02% +	250 µA	100 µA	50 µA	30 µA	20 µA
Line regulation ± (% of output + offset)						
Voltage	<0.01% +	1 mV	2 mV	4 mV	7 mV	12 mV
Current	<0.02% +	250 µA	100 µA	50 µA	30 µA	20 µA
Output ripple and noise (20 Hz to 20 MHz)						
Voltage	RMS	350 µV	0.8 mV	1.2 mV	1.55 mV	2.5 mV
	Pk-Pk	8 mV	15 mV	20 mV	30 mV	40 mV
Accuracy 12 months (23 °C ± 5 °C)						
Programming accuracy ± (% of output + offset)						
Voltage	0.05% +	3 mV	8 mV	12 mV	20 mV	40 mV
Current	0.05% +	5 mA	1 mA	0.6 mA	0.4 mA	0.3 mA
Readback accuracy ± (% of output + offset)						
Voltage	0.05% +	3 mV	5 mV	8 mV	12 mV	20 mV
Current	0.05% +	4 mA	1 mA	0.5 mA	0.3 mA	0.2 mA
Low range current	0.25% +	40 µA (0-20 mA)	40 µA (0-8 mA)	40 µA (0-4 mA)	40 µA (0-3 mA)	40 µA (0-2 mA)
Load transient recovery time (Time to recover to within the settling band following a load change from 50% to 100% and from 100% to 50% of full load)						
Voltage settling band		15 mV	50 mV	87.5 mV	150 mV	250 mV
Time		<50 µs	<50 µs	<50 µs	<50 µs	<50 µs

Typical Characteristics

		E36102B	E36103B	E36104B	E36105B	E36106B
Resolution						
Program (Average)	Voltage	360 µV	1.2 mV	2.1 mV	3.6 mV	6.0 mV
	Current	300 µA	120 µA	60 µA	36 µA	24 µA
Readback	Voltage	240 µV	800 µV	1.4 mV	2.4 mV	4 mV
	Current	200 µA	80 µA	40 µA	24 µA	16 µA
	Small current	5 µA	960 nA	280 nA	180 nA	120 nA
Program (Meter) Minimum perceivable change	Voltage	1 mV	1 mV	2 mV	3 mV	6 mV
	Current	1 mA	1 mA	1 mA	1 mA	1 mA
Readback (Meter)	Voltage	1 mV	1 mV	1 mV	3 mV	6 mV
	Current	1 mA	1 mA	1 mA	1 mA	1 mA
	Small current	1 µA	1 µA	1 µA	1 µA	1 µA
Output ripple and noise (20 Hz to 20 MHz)						
	RMS	2 mA	1 mA	400 µA	200 µA	160 µA
Overvoltage protection (OVP) ± (% of output + offset)						
Accuracy	0.20%	0.5 V	1.5 V	3 V	5 V	8 V
Activation time (average time for the output to start to drop after OVP or OCP condition occurs)						
Overvoltage (OVP)	< 1.5 ms when the trip voltage is greater than or equal to 3 V					
Overcurrent (OCP)	< 1.5 ms					
Command processing time						
	< 10 ms					
Programming temperature coefficient per °C (% of output + offset)						
Voltage	0.005%	180 µV	600 µV	1.05 mV	1.8 mV	3.0 mV
Current	0.01%	250 µA	100 µA	50 µA	60 µA	40 µA
Readback temperature coefficient per °C (% of output + offset)						
Voltage	0.005%	12 µV	40 µV	70 µV	120 µV	200 µV
Current	0.01%	250 µA	100 µA	50 µA	30 µA	20 µA
Remote sense (max. voltage in load lead)						
Output can function as described with up to a 1-V drop per load lead						
Up/down programming settling time to within 1% of total excursion						
Up, full load		25 ms	50 ms	50 ms	50 ms	100 ms
Up, no load		25 ms	50 ms	50 ms	50 ms	100 ms
Down, full load		25 ms	25 ms	25 ms	30 ms	35 ms
Down, no load		100 ms	150 ms	150 ms	250 ms	300 ms
I/O Interfaces						
	LAN (LXI Core) and USB 2.0 FS (TMC488)					

Typical Characteristics

	E36102B	E36103B	E36104B	E36105B	E36106B
Environmental conditions					
Operating environment	Indoor use, installation category II (for AC input), pollution degree 2				
Operating temperature range	0 °C to 40 °C				
Storage temperature	–20 to 70 °C				
Relative humidity	Up to 95%				
Altitude	Up to 2000 meters				
Electromagnetic compatibility	Compliant with EMC Directive (2004/108/EC)				
	IEC 61326-1:2012/EN 61326-1:2013 Group 1 Class A				
	Canada: ICES-001:2004 Australia/New Zealand: AS/NZS				
	South Korea KC mark				
Safety	UL 61010-1 3rd edition, CAN/CSA-C22.2 No. 61010-1-12, IEC 61010-1:2010 3rd edition				
AC input	100, 115, or 230 V input (± 10%), 47 to 63 Hz, 200 VA				
Net weight	3.7 kg or 8.1 lbs. (approx.)			3.6 kg or 7.9 lbs. (approx.)	
Overall dimension (H x W x D)	2U, 1/4 rack (102 x 106 x 365 mm)				
Net dimension (without feet, strap handle and binding posts) (H x W x D)	2U, 1/4 rack (89 x 106 x 339 mm)				

Ordering Information

Keysight E36100B Series Power Supplies

E36102B	DC power supply, single-output, 6 V, 5 A, 30 W
E36103B	DC power supply, single-output, 20 V, 2 A, 40 W
E36104B	DC power supply, single-output, 35 V, 1 A, 35 W
E36105B	DC power supply, single-output, 60 V, 0.6 A, 36 W
E36106B	DC power supply, single-output, 100 V, 0.4 A, 40 W

Standard Shipped Accessory

AC power cord (based on destination country)

Ordering Options

Option 0E3	230 VAC ± 10%
Option 0EM	115 VAC ± 10%
Option 0E9	100 VAC ± 10%
Option UK6	Commercial calibration with test result data
Option J01	Recessed binding posts
J1520AC	Universal shelf rack
J1526AC	Metal sliding shelf
E36110A	Rack mount kit solutions for the E36100B series DC power supplies

Evolving Since 1939

Our unique combination of hardware, software, services, and people can help you reach your next breakthrough. We are unlocking the future of technology.
From Hewlett-Packard to Agilent to Keysight.


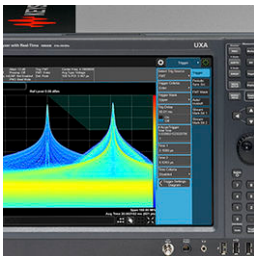


myKeysight

myKeysight
www.keysight.com/find/mykeysight
A personalized view into the information most relevant to you.

http://www.keysight.com/find/emt_product_registration
Register your products to get up-to-date product information and find warranty information.

KEYSIGHT SERVICES
Accelerate Technology Adoption.
Lower costs.

Keysight Services
www.keysight.com/find/service
Keysight Services can help from acquisition to renewal across your instrument's lifecycle. Our comprehensive service offerings—one-stop calibration, repair, asset management, technology refresh, consulting, training and more—helps you improve product quality and lower costs.

CALIBRATION WARRANTY UP TO 10 YEARS
ASSURANCE PLANS

Keysight Assurance Plans
www.keysight.com/find/AssurancePlans
Up to ten years of protection and no budgetary surprises to ensure your instruments are operating to specification, so you can rely on accurate measurements.

Keysight Channel Partners
www.keysight.com/find/channelpartners
Get the best of both worlds: Keysight's measurement expertise and product breadth, combined with channel partner convenience.

www.keysight.com/find/E36100BB
www.keysight.com/find/e36102B
www.keysight.com/find/e36103B
www.keysight.com/find/e36104B
www.keysight.com/find/e36105B
www.keysight.com/find/e36106B

For more information on Keysight Technologies' products, applications or services, please contact your local Keysight office. The complete list is available at:
www.keysight.com/find/contactus

Americas

Canada	(877) 894 4414
Brazil	55 11 3351 7010
Mexico	001 800 254 2440
United States	(800) 829 4444

Asia Pacific

Australia	1 800 629 485
China	800 810 0189
Hong Kong	800 938 693
India	1 800 11 2626
Japan	0120 (421) 345
Korea	080 769 0800
Malaysia	1 800 888 848
Singapore	1 800 375 8100
Taiwan	0800 047 866
Other AP Countries	(65) 6375 8100

Europe & Middle East

Austria	0800 001122
Belgium	0800 58580
Finland	0800 523252
France	0805 980333
Germany	0800 6270999
Ireland	1800 832700
Israel	1 809 343051
Italy	800 599100
Luxembourg	+32 800 58580
Netherlands	0800 0233200
Russia	8800 5009286
Spain	800 000154
Sweden	0200 882255
Switzerland	0800 805353 Opt. 1 (DE) Opt. 2 (FR) Opt. 3 (IT)
United Kingdom	0800 0260637

For other unlisted countries:
www.keysight.com/find/contactus
(BP-9-7-17)

DEKRA Certified
ISO9001 Quality Management System

www.keysight.com/go/quality
Keysight Technologies, Inc.
DEKRA Certified ISO 9001:2015
Quality Management System

KEYSIGHT TECHNOLOGIES

This information is subject to change without notice.
© Keysight Technologies, 2018
Published in USA, February 3, 2018
5992-2437EN
www.keysight.com