Expertise, our source of energy

ELECTRICAL SAFETY
OF STREET LIGHT

FUSE LINKS FOR STREET LIGHT PROTECTION









INDEX

- Mersen Profile ____ 3
- Range Mapping ____ 3
- Comparison Chart ____ 3
- BLD Type Fuse Link ____ 4
- Reference Data (240V) ____ 4
- Dimensions & Electrical Characteristics (240V) ____ 4
- Time Vs Current Characteristics BLD Type (240V) ____ 5
- Cut-Out Current Characteristic for BLD Type (240V) ____ 5
- BMD Type Fuse Link ____ 6
- Reference Data (415V) ____ 6
- Dimensions & Electrical \ Characteristics (415V) ____ 6
- Time Vs Current Characteristics BMD Type (415V) ____ 7
- Cut-Out Current Characteristics for BMD Type Types (415V) ____ 7
- BLST Type Fuse Link ____ 8
- Reference Data (240V) ____ 8
- Dimensions & Electrical Characteristics (240V) ____ 8
- Time Vs Current Characteristics BLST Type (240V) ____ 9
- Cut-Out Current Characteristics for BLST Type (240V) ____ 9
- ASTA Certificates ____ 10
- NOTES ____ 11

MERSEN PROFILE & RANGE MAPPING

Expertise in Power Protection

Mersen, a global expert in electrical power and advanced materials, designs innovative solutions to address its client's specific needs to enable them to optimize their manufacturing performance in sectors such as energy, transportation, electronics, chemicals, pharmaceuticals and process industries.

Mersen is a world leader in fuse technology and has a powerful presence in the circuit protection market. Mersen Electrical Protection and Control business unit offers innovative solutions to enhance the safety of low voltage installations and equipment.

Above and beyond the supply of products, the company also provides added value in the form of technical support for OEMs, electrical contractors, panel builders, plant maintenance departments and utilities.

As a global player, Mersen has established production facilities on every continent to optimize the availability of products (France, Tunisia, United States, Canada, Mexico, India, Japan and P.R. of China). All these locations are united around a global quality, safety and environment policy.



Mersen is committed to providing world-class quality. Its products are designed, tested and approved to highest international and national safety and quality standards. The solutions ensure the integrity of the equipment, the devices protected and the safety of people working around them. To protect customer's electrical equipment and installations over long term, Mersen provides the widest range of safe & reliable electrical and thermal protection solutions.

Mersen solutions are sold all over the world at over 4500 points of sale through professional distributors of electrical common equipment.

Mersen provides high quality products in compliance with UL and BS standards. All the circuit Protection solutions shown in this catalogue are, ASTA certified and comply with the RoHS European Directive.

Mersen fuse links for Street Light Protection

The majority of existing street lighting networks are normally protected by a common Feeder Protection Device (FPD). FPD is based on a simple overcurrent unidirectional technique to protect against faults on the street lighting cables. The Mersen fuse technology ensure safety in street lighting applications by providing better coordination, immediate isolation and ensure fire safety through safe & sure fuse link.

Range Mapping

CATALOGUE NUMBER	VOLTAGE AC	AMPS	BREAKING CAPACITY kA	STANDARDS
BLD 24 V	240 V	6,10,16,20,25	16.5	IEC 60269 Pt 1 & 2, BS 88 Pt 1 & 2
BLD 24 V	240 V	30	16.5	BSHD 60269-3 (BS1361)
BMD 42 V	415 V	2,4,6,8,10,20,25,32	80.0	IEC 60269 Pt 1 & 2 BS 88 Pt 1 & 2
BLST 24 V	240 V	2,4,6,10,16,20,25,32	33.0	IEC 60269 Pt 1 & 2 BS 88 Pt 1 & 2

BLD	24 V	10
FUSE FAMILY	VOLTAGE	AMP RATING
	240 V	10 A

BMD	42 V	10
FUSE FAMILY	VOLTAGE	AMP RATING
	415 V	10 A

BLST	24 V	10
FUSE FAMILY	VOLTAGE	AMP RATING
	240 V	10 A

Comparison Chart for BLD/BMD/BLST Fuse Links

COMPETITORS		MERSEN	RATINGS
LD 6-25,240 V	C 3030-240 V	BLD24 V...	6,10,16,20,25
LD 30	C 3030-240 V	BLD24 V ...	30
LST 2-32,240 V	STD 2-32,240 V	BLST24 V...	2,4,6,10,16,20,25,32
MD 2-32,415 V	SMD 2-32,415 V	BMD42 V...	2,4,6,8,10,16,20,25,32

Reference Data: BLD
Cylindrical Type BLD Fuse Links
Rated Voltage: 240 V ac Breaking Capacity: 16.5 kA
Full Range Protection, gG



PART REFERENCE	PART DESCRIPTIONS	VOLTAGE (VOLTS)	RATINGS (AMPS)		STANDARD PACKING
			IEC 60269-Pt 1&2	BSHD 602693 (BS 1361)	
M1065693	BLD24 V6	240V	6	--	10
N1065694	BLD24 V10		10	--	10
P1065695	BLD24 V16		16	--	10
Q1065696	BLD24 V20		20	--	10
R1065697	BLD24 V25		25	--	10
T1065699	BLD24 V30		--	30	10

Dimensions

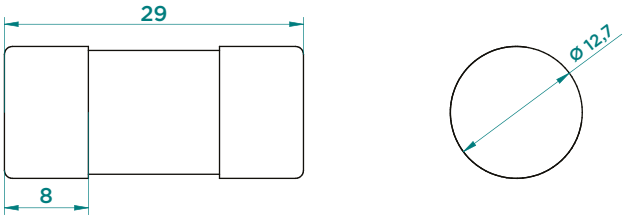

Cylindrical Type BLD Fuse Links

FUSE TYPE	CURRENT RATINGS AMPS	DIMENSIONS IN MM		
		A MAX	B MAX	C MAX
BLD	6,10,16,20,25,32	29.4	12.8	8.5

Electrical Characteristics:

FUSE TYPE	VOLTAGE AC	CURRENT RATINGS AMPS	PRE - ARCING I^2t (AMPERE^2 SECONDS)	CLEARING I^2t (AMPERE^2 SECONDS)	WATT LOSS
BLD	240 V	6	13	20	1.98
		10	25	63	1.53
		16	204	510	1.54
		20	459	1148	1.54
		25	625	1563	2.14
		30	816	2041	2.85

BLD TIME CURRENT / CUT-OFF CURVE

BLD TIME CURRENT CURVES

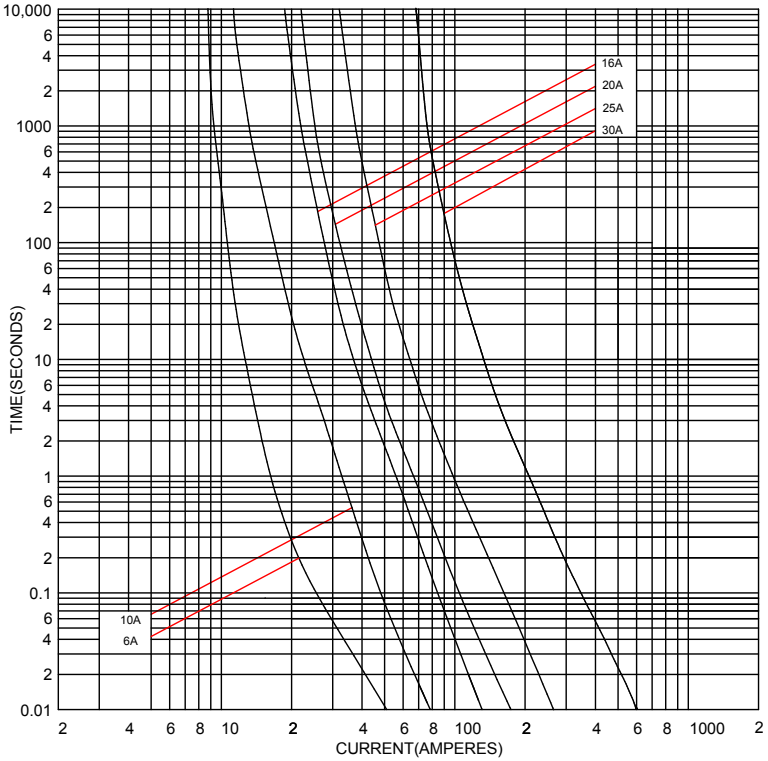

BLD CUT-OFF CURVE

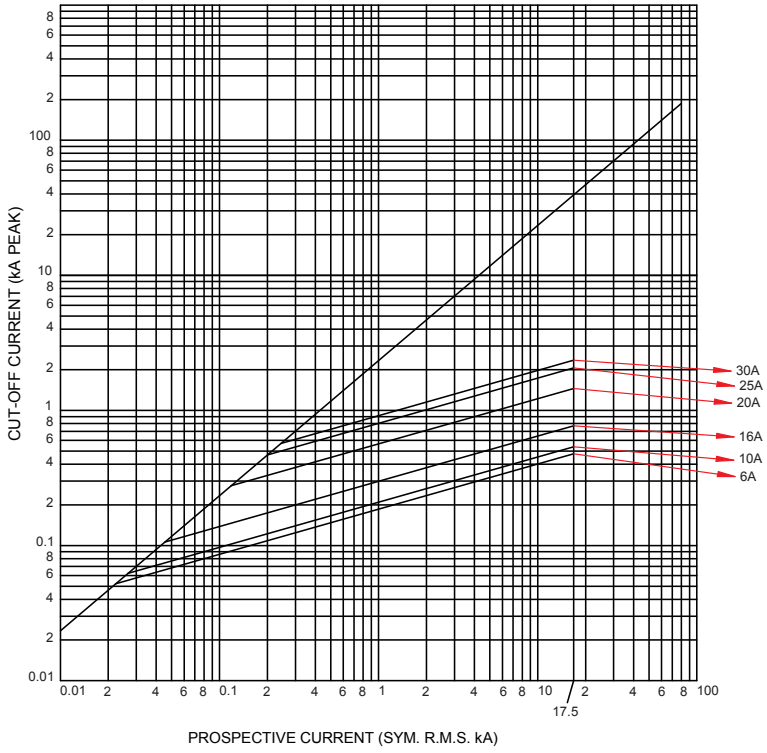

Reference Data: BMD
BS Cylindrical Type BMD Fuse Links
Rated Voltage: 415 V AC, Breaking Capacity: 80 kA
Full Range Protection, gG



PART REFERENCE	PART DESCRIPTIONS	VOLTAGE (VOLTS)	RATINGS (AMPS)	STANDARD PACKING
V1036973	BMD42 V2	415 V	2	10
W1036974	BMD42 V4		4	10
X1036975	BMD42 V6		6	10
P1065074	BMD42 V8		8	10
Y1036976	BMD42 V10		10	10
Z1036977	BMD42 V16		16	10
A1036978	BMD42 V20		20	10
B1036979	BMD42 V25		25	10
C1036980	BMD42 V32		32	10

Dimensions

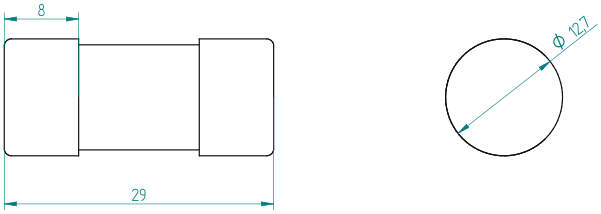

Cylindrical Type BLD Fuse Links

FUSE TYPE	CURRENT RATINGS AMPS	DIMENSIONS IN MM		
		A MAX	B MAX	C MAX
BMD	2,4,6,8,10,16,20,25,30,32	29.4	12.8	8.5

Electrical Characteristics:

FUSE TYPE	VOLTAGE AC	CURRENT RATINGS AMPS	PRE - ARCING I^2t (AMPERE² SECONDS)	CLEARING I^2t (AMPERE² SECONDS)	WATT LOSS
BMD	415 V	2	1	3.5	1.17
		4	8	27	1.48
		6	22	77	1.54
		8	13	55	1.01
		10	27	113	1.42
		16	107	451	1.43
		20	241	1015	1.52
		25	428	1805	2.28
		32	668	2821	2.64

BMD TIME CURRENT / CUT-OFF CURVE

BMD TIME CURRENT CURVES

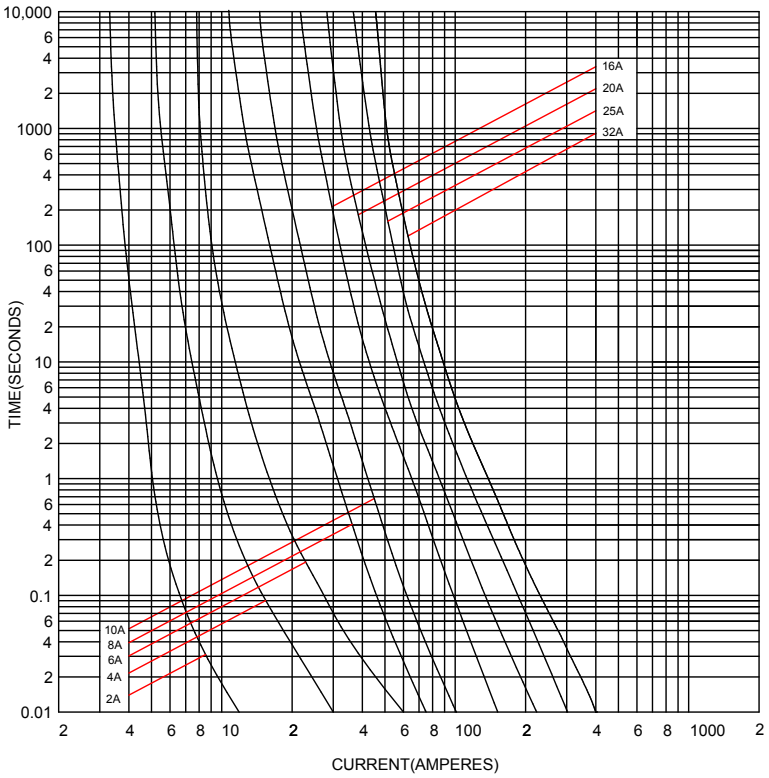

BMD CUT- OFF CURVE

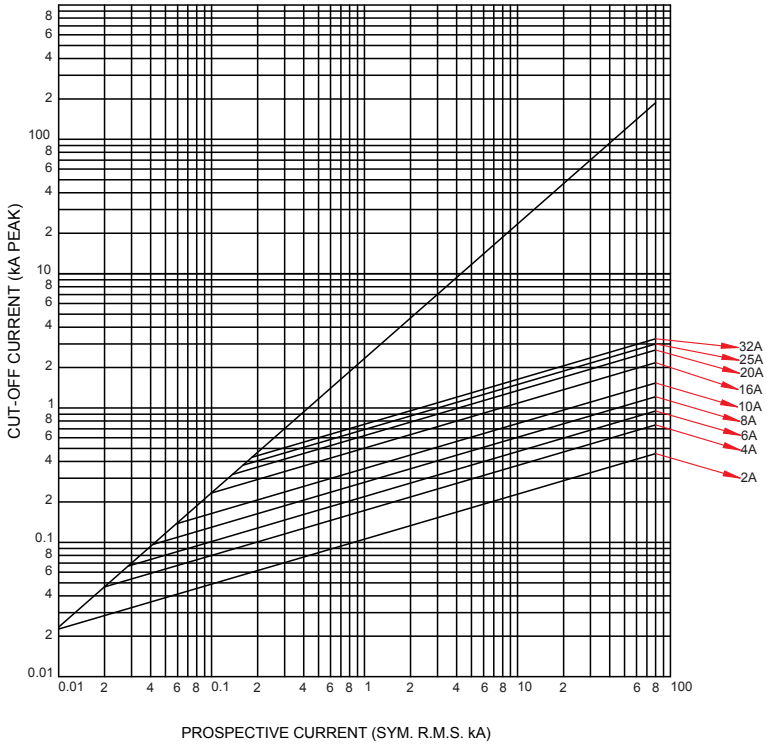

Reference Data: BLST
Offset Bolted Tag BLST Fuse Links
Rated Voltage: 240V AC Breaking Capacity: 33 kA
Full Range Protection - gG



PART REFERENCE	PART DESCRIPTIONS	VOLTAGE (VOLTS)	RATINGS (AMPS)	STANDARD PACKING
D1065685	BLST24 V2	240 V	2	10
E1065686	BLST24 V4		4	10
F1065687	BLST24 V6		6	10
G1065688	BLST24 V10		10	10
H1065689	BLST24 V16		16	10
J1065690	BLST24 V20		20	10
K1065691	BLST24 V25		25	10
L1065692	BLST24 V32		32	10

Dimensions

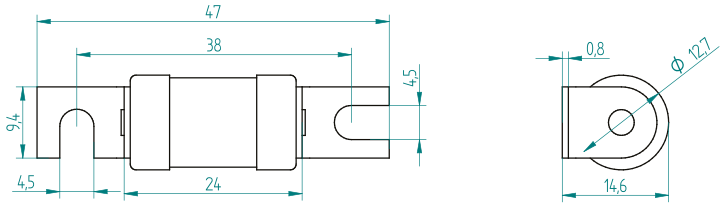

Off Set Bolted Tag Type BLST Fuse Links

FUSE TYPE	CURRENT RATINGS AMPS	DIMENSIONS IN MM						
		A MAX	B MAX	D MAX	E MAX	F MAX	G MAX	K MAX
BLST	2,4,6,10, 16,20,25,32	24.4	12.8	47.4	9.65	0.83	38.4	15

Electrical Characteristics:

FUSE TYPE	VOLTAGE AC	CURRENT RATINGS AMPS	PRE - ARCING I^2t (AMPERE² SECONDS)	CLEARING I^2t (AMPERE² SECONDS)	WATT LOSS
BLST	240 V	2	0.6	1	1.02
		4	5	7	1.29
		6	10	16	1.33
		10	29	67	1.40
		16	152	348	1.79
		20	533	1225	1.04
		25	725	1668	1.80
		32	947	2178	2.64

BLST TIME CURRENT / CUT-OFF CURVE

BLST TIME CURRENT CURVES

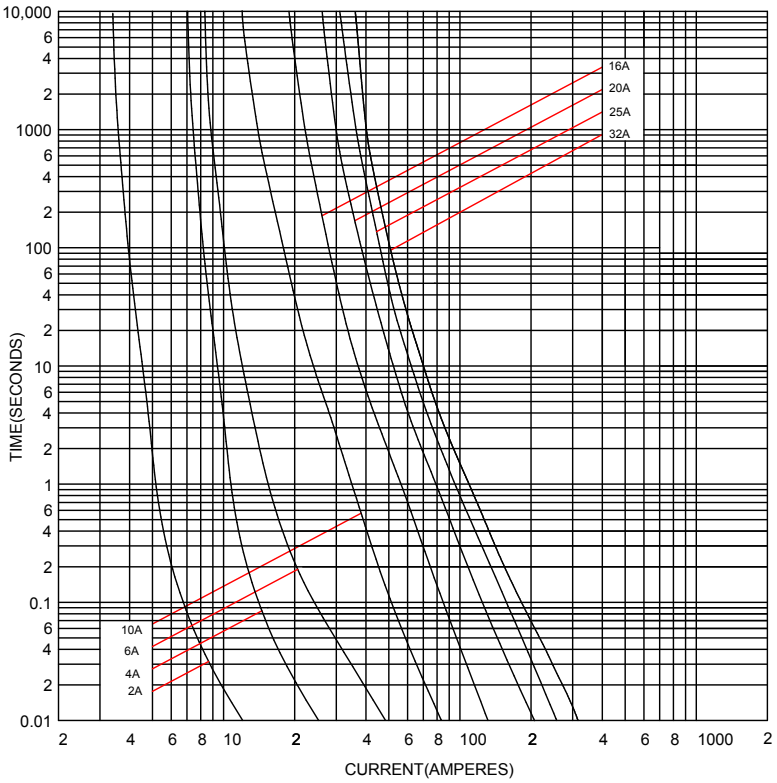

BLST CUT- OFF CURVE

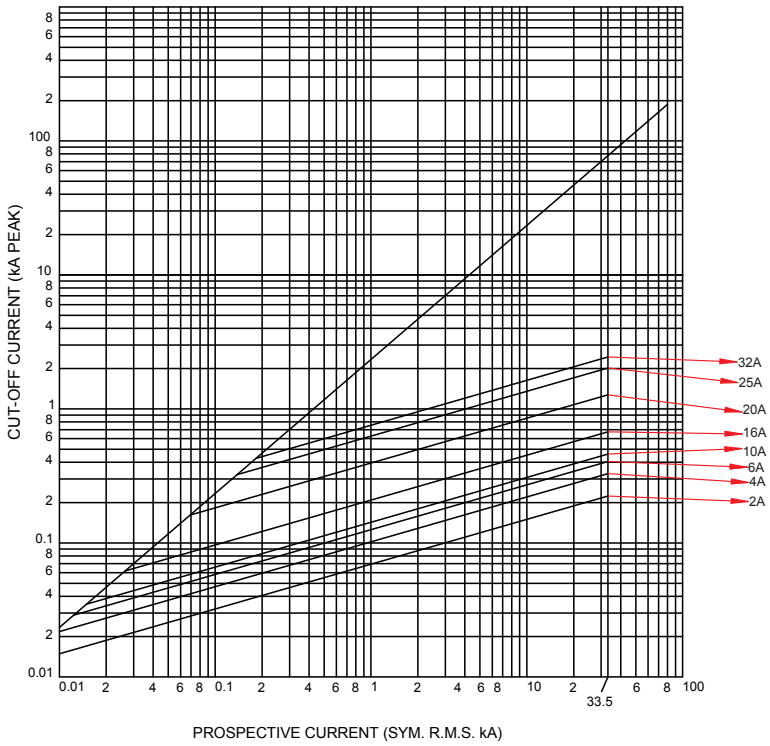

ASTA CERTIFICATES



Intertek

Certificate No. 22420

ASTA Certificate

of Short-Circuit Tests

Laboratory Ref. No.: CPRIBPLSTNB19T0287

APPARATUS: A 6A Cylindrical Fuse-links, for use in Alternating Current Electricity Supply Circuits

Rated Voltage: 240V AC. Rated Current: 6A. Rated Frequency: 50Hz
Rated Breaking capacity: 16.5kA

DESIGNATION: BLD

MANUFACTURER: Mersen India Pvt. Ltd.,
Plot No.19, 4th Cross, Bommansandra Industrial Area,
Bengaluru- 560 099

TESTED BY: Central Power Research Institute
Switchgear Testing & Development Station, Govindpura
Bhopal, Madhya Pradesh- 462023, India.

DATE(S) OF TESTS: 7th, 8th, 11th and 18th February 2019

The apparatus, constructed in accordance with the description, drawings and photographs incorporated in this certificate has been subjected to the series of proving tests in accordance with

BS HD 60269-3: 2010 + A1:2013 and IEC 60269-1 Edition 4.2 2014-06
Clause 8.5

The results are shown in the record of Proving Tests attached hereto. The values obtained and the general performance is considered to comply with the above Standard(s) and to justify the ratings assigned by the manufacturer as stated above. This Certificate applies only to the apparatus tested. Responsibility for conformity of any apparatus having the same or other designations rests with the Manufacturer.

Breaking Range and Utilization Category: gG

Rated Breaking capacity: 16.5kA at 240VAC

This Certificate comprises this front sheet, 33 pages and 1 drawing as detailed on page 2

Only integral reproductions of this whole certificate or reproductions of this page accompanied by any ratings pages are permitted.
Issued by Intertek, Centre Court, Meridian Business Park, Leicester, LE19 1WD England. Contact: asta@intertek.com Tel: +44 (0)116 263 0330

Anupam Awasthi
ASTA Observer

Certification Manager

10th September 2019 Date

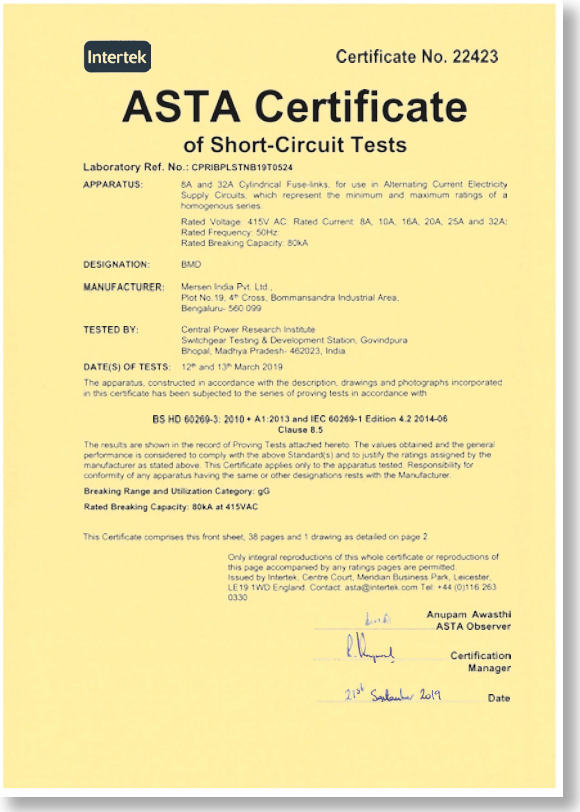

Intertek

Certificate No. 22423

ASTA Certificate

of Short-Circuit Tests

Laboratory Ref. No.: CPRIBPLSTNB19T0524

APPARATUS: 8A and 32A Cylindrical Fuse-links, for use in Alternating Current Electricity Supply Circuits, which represent the minimum and maximum ratings of a homogenous series.

Rated Voltage: 415V AC. Rated Current: 8A, 10A, 16A, 20A, 25A and 32A; Rated Frequency: 50Hz
Rated Breaking Capacity: 80kA

DESIGNATION: BMD

MANUFACTURER: Mersen India Pvt. Ltd.,
Plot No.19, 4th Cross, Bommansandra Industrial Area,
Bengaluru- 560 099

TESTED BY: Central Power Research Institute
Switchgear Testing & Development Station, Govindpura
Bhopal, Madhya Pradesh- 462023, India.

DATE(S) OF TESTS: 12th and 13th March 2019

The apparatus, constructed in accordance with the description, drawings and photographs incorporated in this certificate has been subjected to the series of proving tests in accordance with

BS HD 60269-3: 2010 + A1:2013 and IEC 60269-1 Edition 4.2 2014-06
Clause 8.5

The results are shown in the record of Proving Tests attached hereto. The values obtained and the general performance is considered to comply with the above Standard(s) and to justify the ratings assigned by the manufacturer as stated above. This Certificate applies only to the apparatus tested. Responsibility for conformity of any apparatus having the same or other designations rests with the Manufacturer.

Breaking Range and Utilization Category: gG

Rated Breaking Capacity: 80kA at 415VAC

This Certificate comprises this front sheet, 38 pages and 1 drawing as detailed on page 2

Only integral reproductions of this whole certificate or reproductions of this page accompanied by any ratings pages are permitted.
Issued by Intertek, Centre Court, Meridian Business Park, Leicester, LE19 1WD England. Contact: asta@intertek.com Tel: +44 (0)116 263 0330

Anupam Awasthi
ASTA Observer

Certification Manager

21st September 2019 Date

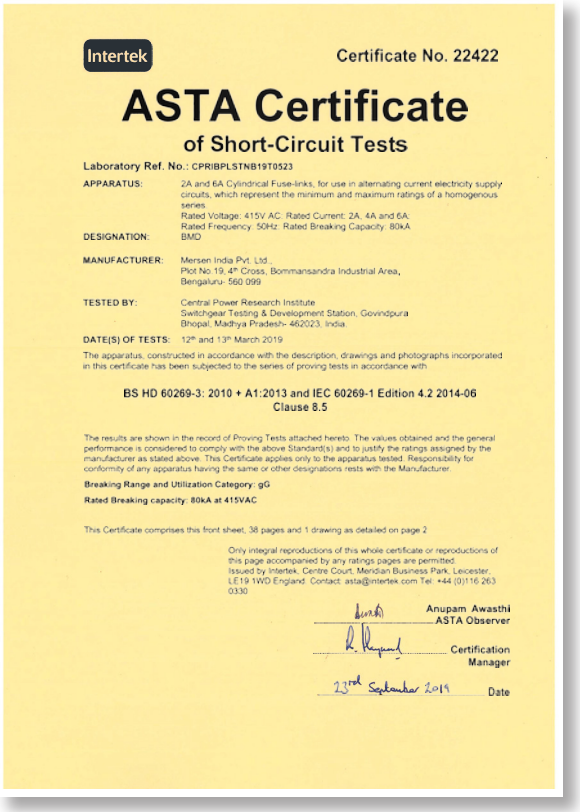

Intertek

Certificate No. 22422

ASTA Certificate

of Short-Circuit Tests

Laboratory Ref. No.: CPRIBPLSTNB19T0523

APPARATUS: 2A and 6A Cylindrical Fuse-links, for use in alternating current electricity supply circuits, which represent the minimum and maximum ratings of a homogenous series.
Rated Voltage: 415V AC. Rated Current: 2A, 4A and 6A.
Rated Frequency: 50Hz. Rated Breaking Capacity: 80kA

DESIGNATION: BMD

MANUFACTURER: Mersen India Pvt. Ltd.,
Plot No.19, 4th Cross, Bommansandra Industrial Area,
Bengaluru- 560 099

TESTED BY: Central Power Research Institute
Switchgear Testing & Development Station, Govindpura
Bhopal, Madhya Pradesh- 462023, India.

DATE(S) OF TESTS: 12th and 13th March 2019

The apparatus, constructed in accordance with the description, drawings and photographs incorporated in this certificate has been subjected to the series of proving tests in accordance with

BS HD 60269-3: 2010 + A1:2013 and IEC 60269-1 Edition 4.2 2014-06
Clause 8.5

The results are shown in the record of Proving Tests attached hereto. The values obtained and the general performance is considered to comply with the above Standard(s) and to justify the ratings assigned by the manufacturer as stated above. This Certificate applies only to the apparatus tested. Responsibility for conformity of any apparatus having the same or other designations rests with the Manufacturer.

Breaking Range and Utilization Category: gG

Rated Breaking capacity: 80kA at 415VAC

This Certificate comprises this front sheet, 38 pages and 1 drawing as detailed on page 2

Only integral reproductions of this whole certificate or reproductions of this page accompanied by any ratings pages are permitted.
Issued by Intertek, Centre Court, Meridian Business Park, Leicester, LE19 1WD England. Contact: asta@intertek.com Tel: +44 (0)116 263 0330

Anupam Awasthi
ASTA Observer

Certification Manager

23rd September 2019 Date



Intertek

Certificate No. 22421

ASTA Certificate

of Short-Circuit Tests

Laboratory Ref. No.: CPRIBPLSTNB19T0288

APPARATUS: 10A and 25A Cylindrical Fuse-links, for use in Alternating Current Electricity Supply Circuits, which represent the minimum and maximum ratings of a homogenous series.
Rated Voltage: 240V AC. Rated Current: 10, 16, 20 and 25A.
Rated Frequency: 50Hz. Rated Breaking capacity: 16.5kA

DESIGNATION: BLD

MANUFACTURER: Mersen India Pvt. Ltd.,
Plot No.19, 4th Cross, Bommansandra Industrial Area,
Bengaluru- 560 099

TESTED BY: Central Power Research Institute
Switchgear Testing & Development Station, Govindpura
Bhopal, Madhya Pradesh- 462023, India.

DATE(S) OF TESTS: 7th, 8th, 11th and 18th February 2019

The apparatus, constructed in accordance with the description, drawings and photographs incorporated in this certificate has been subjected to the series of proving tests in accordance with

BS HD 60269-3: 2010 + A1:2013 and IEC 60269-1 Edition 4.2 2014-06
Clause 8.5

The results are shown in the record of Proving Tests attached hereto. The values obtained and the general performance is considered to comply with the above Standard(s) and to justify the ratings assigned by the manufacturer as stated above. This Certificate applies only to the apparatus tested. Responsibility for conformity of any apparatus having the same or other designations rests with the Manufacturer.

Breaking Range and Utilization Category: gG

Rated Breaking capacity: 16.5kA at 240VAC

This Certificate comprises this front sheet, 38 pages and 1 drawing as detailed on page 2

Only integral reproductions of this whole certificate or reproductions of this page accompanied by any ratings pages are permitted.
Issued by Intertek, Centre Court, Meridian Business Park, Leicester, LE19 1WD England. Contact: asta@intertek.com Tel: +44 (0)116 263 0330

Anupam Awasthi
ASTA Observer

Certification Manager

20th September 2019 Date

NOTES



MERSEN
Expertise, our source of energy

GLOBAL EXPERT
IN ELECTRICAL POWER
AND ADVANCED MATERIALS

MERSEN FRANCE SB

S.A.S.
Rue Jacques de Vaucanson
F-69720 saint-Bonnet-de-Mure
Tel: +33 4 72 22 66 11
Email:
www.mersen.com

MERSEN UK PORTSLADE LTD.

UK
MERSEN UK
Unit 12, Tungsten Building
George Street
Portslade East Sussex BN41 1RA
Email:
www.ep.uk.mersen.com

MERSEN INDIA

INDIA
#19, 4th Cross,
Bommasandra Industrial Area,
Bangalore – 560099, INDIA.
Tel: +91 80 27834001/5/6
E-mail: sales.ep.india@mersen.com
www.mersen.com

www.ep.mersen.com

MIEP - St Light 01 - 03/2019