Inductive sensor

BES 516-377-G-E5-C-S49
BES0113

BALLUFF
sensors worldwide

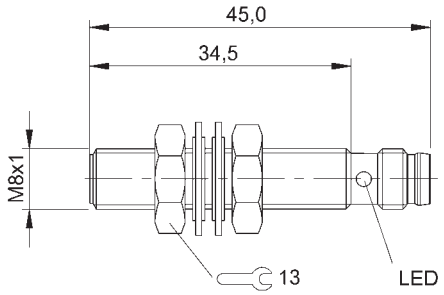

- **PNP**
- **Normally closed (NC)**
- **2.00 mm**
- **Flush (shielded)**
- **Connector, M08x1-S49**

General attributes

Approvals / Conformity	CE cULus EAC
Basic standard	IEC 60947-5-2
Enclosure Type per IEC 60529	IP68 according to BWN PR 20
Function indicator	Yes
Operating distance marking	■■
Polarity reversal protected	Yes
Power indicator	No
Protection Class	II
Short circuit protected	Yes
MTTF	830 a

Electrical attributes

Connection type	Connector
Eff. operating current Ie	200 mA
Eff. operating voltage Ue DC	24.0 V
Electrical version	DC, direct current
Load capacitance max. (at Ue)	0.500 µF
Max. no-load cur. Io undamped	9.0 mA
Minimum operating current Im	0 mA
No-load current Io damped max.	3.0 mA
Operating voltage UB max. DC [V]	30.0 V
Operating voltage UB min. DC [V]	10.0 V
Rated insulation voltage Ui	250 VAC
Rated short circuit current	100 A
Ripple max. (% of Ue)	15 %
Switching freq. f max. (at Ue)	1500 Hz

Switching function	Normally closed (NC)
Switching output	PNP
Voltage drop static max.	2.5 V

Mechanical attributes

Ambient temperature Ta max.	70 °C
Ambient temperature Ta min.	-25 °C
Assured operating distance Sa	1.60 mm
Connector type	M08x1-S49
Depth	45.0 mm
Diameter d1	M08x1
Eff. operating distance Sr	2.00 mm
Housing material	Stainless steel
Mech. installation condition	Flush (shielded)
Mounting length	34.1 mm
Rated operating distance Sn [mm]	2.00 mm
Sensing face material	PBT
Tightening torque	8 Nm

Remarks
The sensor is functional again after the overload has been eliminated.
Embeddable: See installation notes for inductive sensors with extended switching distance 825357.

For further information on MTTF/B10d, please refer to the MTTF / B10d Certificate.

Specification of the MTTF value and the B10d value do not represent any binding quality and/or life expectancy guarantees.

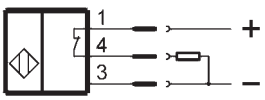

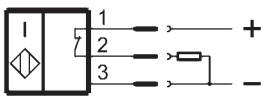

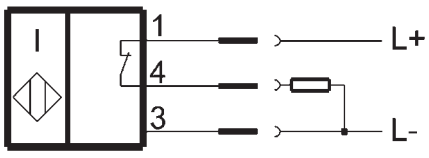

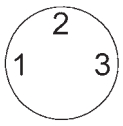
2
1
3

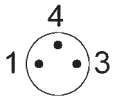
4
1
3