- Zero Crossing or Random-on Switching
- SCR Output
- DC Input Control
- Load Current: 25A, 40A , 50A
- IP20 Safety Cover Protection (optional)
- RoHS Compliant



Ordering Information

KSID	240	LD	25	R	P	(XXX)
KSID Series (1)	Load Voltage 240: 240VAC 480: 480VAC	Control Voltage LD: 4-15VDC HD: 15-32VDC	Load Current 25: 25Amp 40: 40Amp 50: 50Amp	Switching Mode Blank: Zero Crossing R: Random-on	Blank: Quick Connection Terminal P: Screw Terminal (IP20)	Customized Code

Note (1): The part number selection is subject to the following list.

Information	25A	40A	50A
LD:4-15VDC	KSID240LD25	KSID240LD40	
	KSID240LD25R	KSID240LD40R	
	KSID480LD25	KSID480LD40	
	KSID480LD25R	KSID480LD40R	
	KSID240LD25P		KSID240LD50P
	KSID240LD25RP		KSID240LD50RP
	KSID480LD25P		KSID480LD50P
	KSID480LD25RP		KSID480LD50RP
HD:15-32VDC	KSID240HD25	KSID240HD40	
	KSID240HD25R	KSID240HD40R	
	KSID480HD25	KSID480HD40	
	KSID480HD25R	KSID480HD40R	
	KSID240HD25P		KSID240HD50P
	KSID240HD25RP		KSID240HD50RP
	KSID480HD25P		KSID480HD50P
	KSID480HD25RP		KSID480HD50RP

General Specifications

Input Specifications (Ta=25℃)		
Control Voltage Range	LD	4-15VDC
	HD	15-32VDC
Must Turn-On Voltage	LD	4VDC
	HD	15VDC
Must Turn-Off Voltage		1VDC
Maximum Input Current	LD	50mA@15VDC
	HD	25mA@32VDC

General Specifications

Output Specifications (Ta=25℃)		
Load Voltage Range	240VAC	24-280VAC
	480VAC	24-530VAC
Maximum Turn-On Time	Zero Crossing	10ms
	Random-on	1ms
Maximum Turn-Off Time	10ms	
Maximum 1 Cycle Surge Current (50Hz)	25A	300A
	40A	400A
	50A	500A
Maximum I^2t for Fusing (@10ms)	25A	450A^2s
	40A	800A^2s
	50A	1250A^2s
Transient Overvoltage	240VAC	600Vpk
	480VAC	1200Vpk
Maximum Off-State Leakage Current@Rated Load Voltage	10mA	
Maximum On-State Voltage Drop@Rated Current	1.5Vrms	
Minimum Off-State dv/dt@Maximum Rated Voltage	500V/μs	

General Specifications (Ta=25℃)			
Dielectric Strength (50/60Hz)	Input/Output		4000Vrms
	Input, output/Base		2500Vrms
Minimum Insulation Resistance (@500VDC)	1000MΩ		
Ambient Temperature Range	-30°C ～ +80°C		
Storage Temperature Range	-30°C ～ +100°C		
Weight (Typical)	Quick Connection Terminal		100g
	Screw Terminal (IP20)	25A	150g
		50A	185g

Applications

Temperature Chamber, Plastics Machinery, Food Processing Pachinery, Glass Machinery, Incubator, Oiling machines, HVAC, Lighting Controller, and etc.

Outline Dimensions / Wiring Diagram

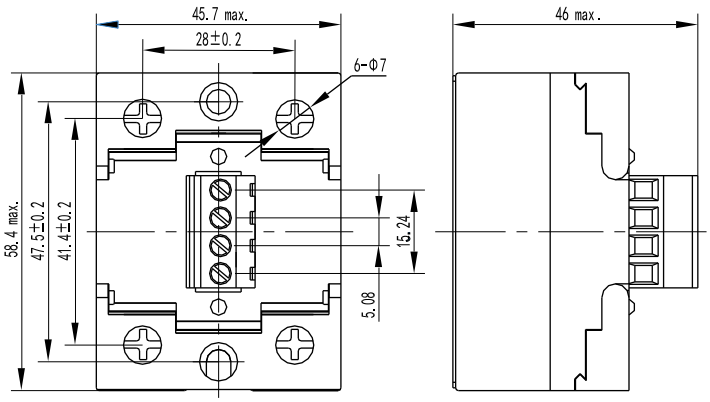

Screw Terminal (IP20)

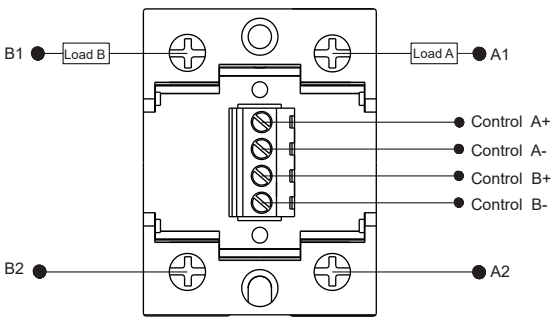

Wiring Diagram

Outline Dimensions / Wiring Diagram

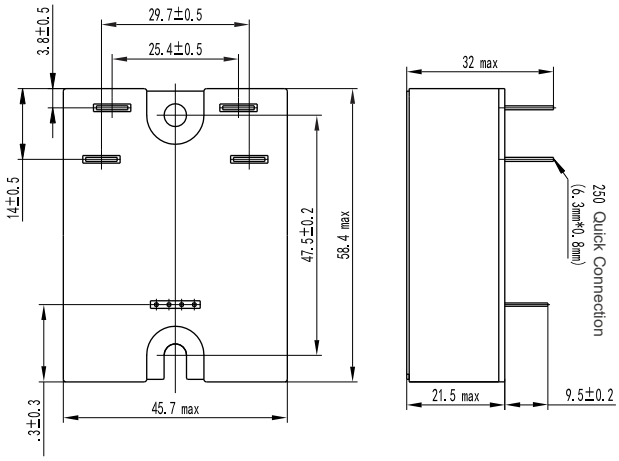

Quick Connection Terminal

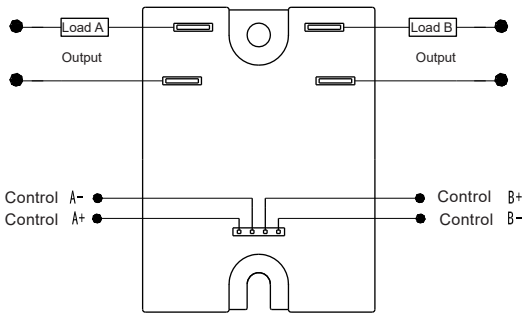

Wiring Diagram

Thermal Derating Curve

Note: The following load current curve shows the total current, each channel current cannot exceed 1/2 of the total current.

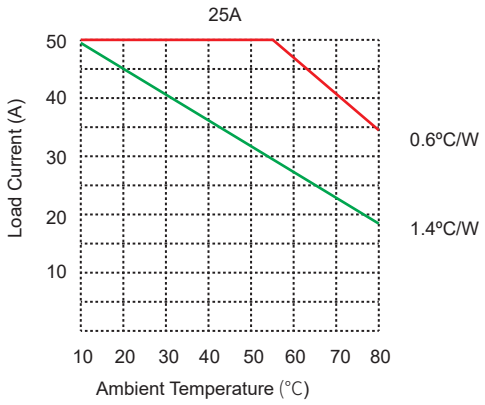

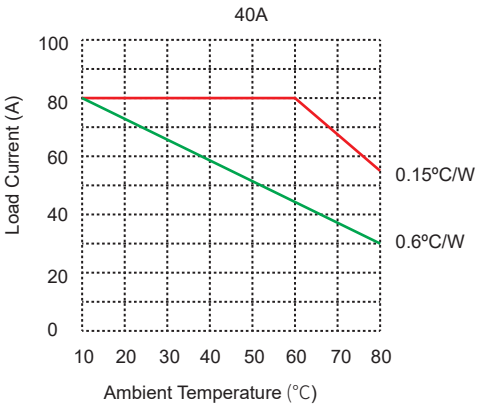

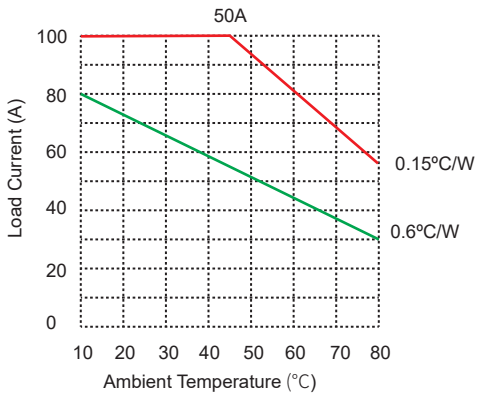

General Notes

1. Relay must be mounted to proper sized heat sink based on thermal curves. Thermal grease or a thermal pad must be used between relay and heat sink and be torqued down to 18-20/2.0-2.2 in-lb/N·m.
2. When connection wiring to SSR please ensure screws are torqued down properly (input 13-15/1.5-1.7in/lb/N·m, output 18-20/2.0-2.2 in-lb/N·m).
3. When Ambient temperature is above 25℃ see thermal derating.

Agency Approvals (Certification)

TUV & S-mark are only available for IP20.

Trademark Change Notification

Due to the company's strategic development needs, Xiamen Kudom Electronics Technology Co., Ltd will be acquired by i-Autoc (Xiamen) Investment Co., Ltd from 1st of July 2019. After the acquisition, all the products by Xiamen Kudom Electronics Technology Co., will no longer use Kudom trademark, but use i-Autoc trademark. The details of the change are as follows.

The original trademark KUDOM will be changed to i-Autoc. The original trademark KUDOM will still be used until 30th June 2019.

This is a change to the trademark only, the Company Name, Manufacturing Location, Management Team, Product Part Numbers and Safety Approval Licence Numbers (cUL, TUV, CCC, S-mark Etc) are to remain the same.