20DAM-K RoHS Compliant Ø20mm 30.6 N

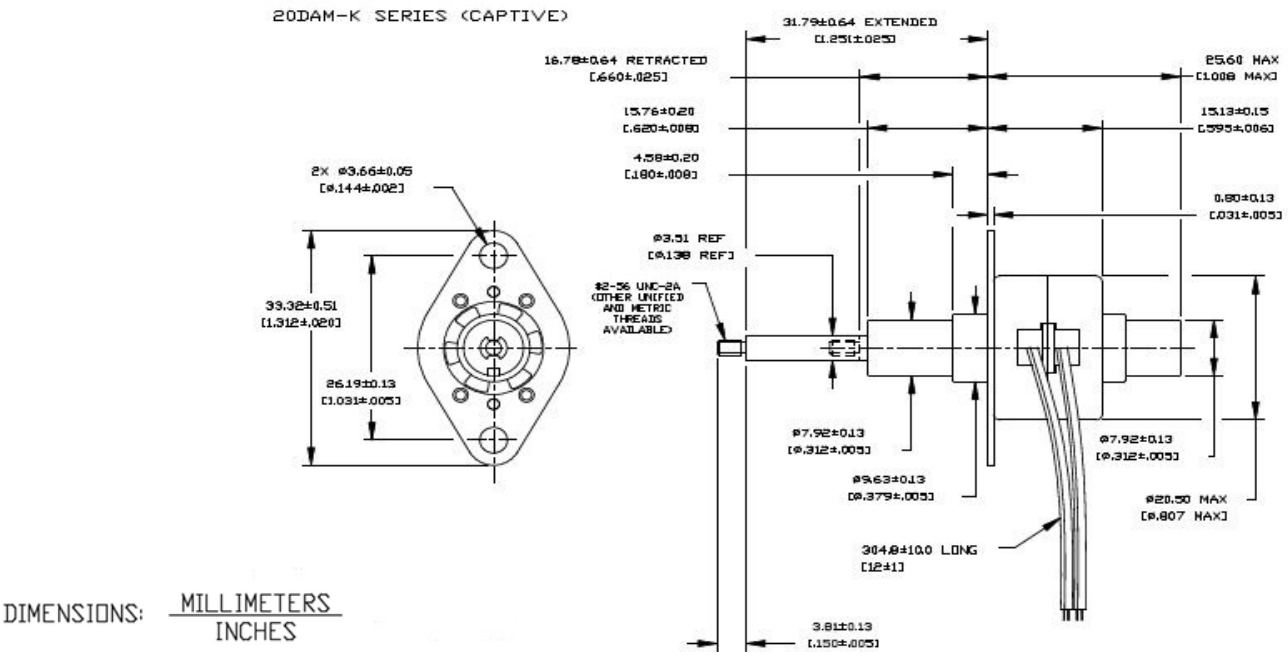

20DAM-K

Electrical Data		**20DAMXXD1B-K Bipolar**	**20DAMXXD2B-K Bipolar**	**20DAMXXD1U-K Unipolar**	**20DAMXXD2U-K Unipolar**	
1 Operating Voltage		5	12	5	12	VDC
2 Resistance per Phase, ± 10%		20.0	115.2	20.0	115.2	Ohms
3 Inductance per Phase, typ		7.2	40.8	3.8	20.3	mH
4 Rated Current per Phase *		0.25	0.10	0.25	0.10	A
Coil independent parameters	**XX**					
5 Max. Holding Force	@ .001" (0.0254mm)	30.6 (110)		20.9 (75)		N (oz)
	@ .002" (0.0508mm)	20.9 (75)		13.9 (50)		N (oz)
	@ .004" (0.1016mm)	11.1 (40)		8.3 (30)		N (oz)
6 Min. Holding Force (Unenergized)	@ .001" (0.0254mm)	55.6 (200)				N (oz)
	@ .002" (0.0508mm)	11.1 (40)				N (oz)
	@ .004" (0.1016mm)	2.8 (10)				N (oz)
7 Maximum travel	@ .001" (0.0254mm)	15 (0.59)				mm (in)
	@ .002" (0.0508mm)	15 (0.59)				mm (in)
	@ .004" (0.1016mm)	15 (0.59)				mm (in)
8 Step Angle		15 ± 1				Degree
9 Steps per Revolution		24				
10 Ambient Temperature Range (operating)		-20 to +70 (-4 to +158)				°C (°F)
11 Maximum Coil Temperature		130 (266)				°C (°F)
12 Bearing Type		Ball Bearing				
13 Insulation Resistance at 500 VDC		20				Mohms
14 Dielectric Withstanding Voltage		650 for 2 seconds				VAC
15 Weight		25 (0.88)				g (oz)
16 Leadwire		AWG 28, UL 1429				

All Motor Data Values at 20°C Unless Otherwise Specified

* Energize at Rated Current, 2 Phase On

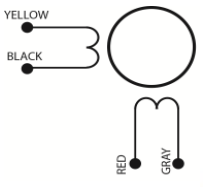

Extend

BIPOLAR COIL			
RED	GRAY	YELLOW	BLACK
+	-	+	-
+	-	-	+
-	+	-	+
-	+	+	-
+	-	+	-

Retract

VIEWED FROM OUTPUT SHAFT

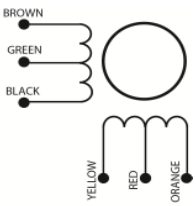

Extend

UNIPOLAR COIL				
YELLOW	ORANGE	BROWN	BLACK	RED/GREEN
+	-	+	-	+
+	-	-	+	+
-	+	-	+	+
-	+	+	-	+
+	-	+	-	+

Retract

VIEWED FROM OUTPUT SHAFT

(C) 2013. Portescap. Specifications subject to change without notice.