Subminiature Pushbutton Switches

Specifications:

Contact rating:	max. 48 V AC/DC, 0,4 VA / max. 50 mA min. 20 mV AC/DC, 1 µA
Contact resistance:	< 50 mΩ
Insulation resistance:	> 500 MΩ at 250 V DC
Dielectric strength:	500 V, 50 Hz for the duration of 1 minute
Operating temperature:	– 20° to + 80° C
Mechanical life:	minimum 60 000 operations
Contacts:	phosphor bronze, gold-plated over nickel barrier
Terminals:	APE – PC terminals, crimped, phosphor bronze, gold-plated over nickel barrier
Material:	case: PBT, meets UL 94 V–0, washable metal parts: brass, nickel-plated
Mounting:	on pc-board
Soldering conditions:	auto-soldering – max.: 5 sec, 260° C ± 5° C

3

The stability can be improved by using a supporting bracket.

Accessories:

Plastic caps

black	KA 3105
green	KA 3106
grey	KA 3107
yellow	KA 3108
red	KA 3109
white	KA 3110

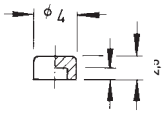



Supporting bracket for	APE 1 F	APE 2 F
Order number	AZ 0001	AZ 0005

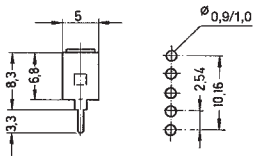

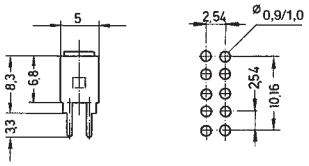



Models: Switching functions: when looking at the brand name,
the normally closed contact is on the right-hand side

washable

S P D T
APE 1 F on – mom

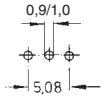

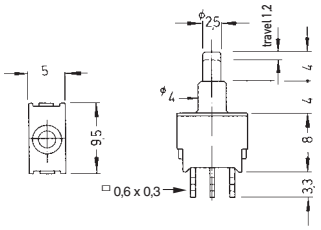



D P D T
APE 2 F on – mom

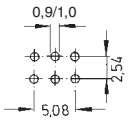

S P D T
APE 1 F – RA on – mom

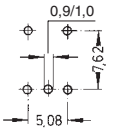

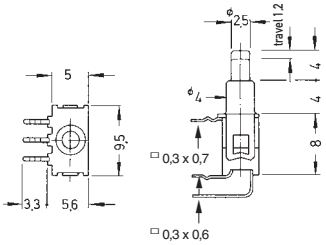



D P D T
APE 2 F – RA on – mom

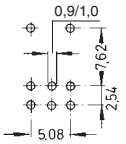

Special pin configuration:

Subminiature pushbutton switch
with 5,08 mm spacing

Additional to type number: – 1
Example of order: APE 2 F – RA – 1

