# ELECTRONIC HYGROTHERM

## ETF 012



- > Efficient temperature & humidity control
- > Wide voltage range
- > Operating temperature down to -40 °C
- > High switching capacity
- > DIN rail mountable

The ETF 012 senses the ambient temperature and relative air humidity in an enclosure. Depending on which contact combination is chosen, it then turns on or off a connected device if either the temperature is below or the humidity is above the set point. The integrated LED in each adjustment knob is lit when indicating the active function.

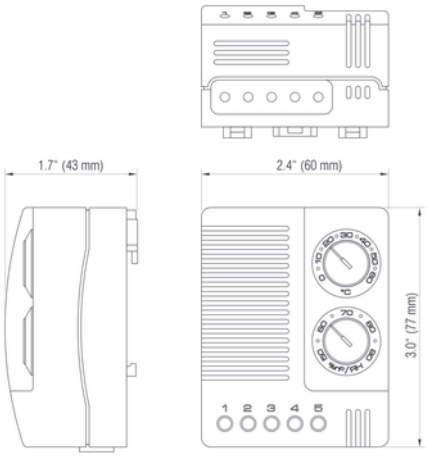


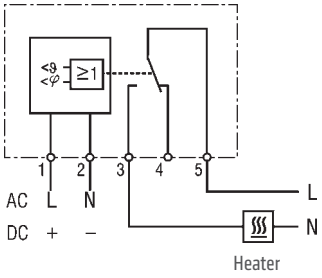


### TECHNICAL DATA

| | |
|---|---|
| **Switching difference (temperature)** | 2 K (±1 K tolerance) at +25 °C (+77 °F), 50 %RH |
| **Switching difference (humidity)** | 4 %RH (±1 % tolerance) at +25 °C (+77 °F), 50 %RH |
| **Reaction time (humidity)** | approx. 5 sec. |
| **Contact type** | change-over contact (relay) |
| **Service life** | VDE: NO/NC > 15,000 cycles<br>UL: NO/NC > 30,000 cycles |
| **Max. switching capacity (relay output)** | 10 A resistive / 1.6 A inductive @ AC 240 V<br>0.6 A @ DC 60 V[1] |
| **Max. inrush current** | AC 30 A for 10 sec. |
| **Connection** | 5-pole terminal, clamping torque 0.5 Nm max.:<br>solid/stranded[2] wire - AWG 14 max. (2.5 mm²) |
| **Housing** | plastic, UL 94V-0, light grey |
| **Mounting** | clip for 35 mm DIN rail, EN 60715 |
| **Mounting position** | vertical |
| **Operating/Storage temperature** | -40 to +140 °F (-40 to +60 °C) |
| **Operating/Storage humidity** | max. 95 %RH (non-condensing) |
| **Dimensions** | 3.0 x 2.4 x 1.7" (77 x 60 x 43 mm) |
| **Weight** | approx. 3.5 oz. (100 g) |
| **Protection type** | IP20 |
| **Approvals** | UL File No. E164102, VDE, GOST-R |

[1] not UL confirmed

[2] When connecting with stranded wires, wire end ferrules must be used.

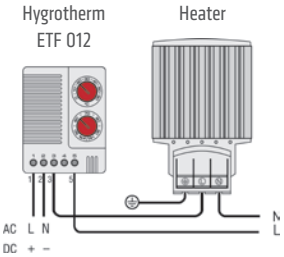


Wiring example

| Part No. | Operating voltage | Setting range – temperature | Setting range – humidity |
|---|---|---|---|
| 01230.0-00 | AC 100-240 V, 50/60 Hz (min. AC 90 V, max. AC 265 V) | 0 to +60 °C | 50 to 90 %RH |
| 01230.9-00 | AC 100-240 V, 50/60 Hz (min. AC 90 V, max. AC 265 V) | +32 to +140 °F | 50 to 90 %RH |
| 01230.1-00 | DC 24-48 V (min. DC 20 V, max. DC 60 V) | 0 to +60 °C | 50 to 90 %RH |

www.stegousa.com

08.08.2014 | Specifications are subject to change without notice. Suitability of this product for its intended use and any associated risks must be determined by the end customer/buyer in its final application.