XUB / XUM / XUK / XUX

www.schneider-electric.com

(en) Osiconcept photo-electric sensors
(fr) Détecteurs photo électriques Osiconcept
(de) Photoelektronische Sensoren Osiconcept

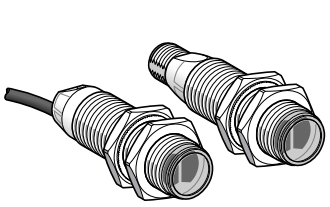

XUB 0 (M18x64)

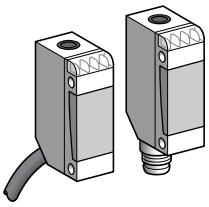

XUM 0 (12x34x20)

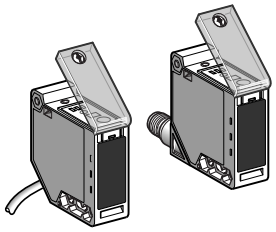

XUK 0 (18x50x50)

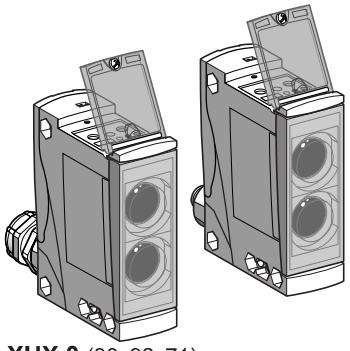

XUX 0 (30x92x71)

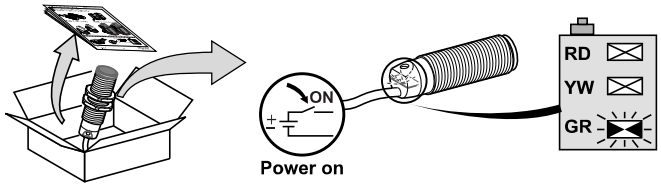

BBV13273 00
09 - 2008

1/2

Schneider Electric

Key / Légende / Legende

RD	Red	Rouge	Rot	**STAB**
YW	Yellow	Jaune	Gelb	**OUT**
GR	Green	Vert	Grün	**RUN**

RD-Fault / Défaut RD / RD-Fehler
YW-Output / Sortie YW / YW-Ausgang
GR-Power supply (teach status)
Alimentation GR (état apprentissage)
GR-Stromzufuhr (Teach-Status)

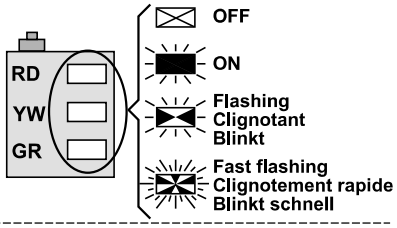

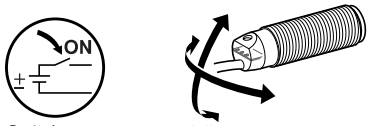

Switch on
Mise sous tension
Einschalten

Adjust position
Réglage position
Positionseinstellung

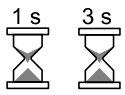

Action duration
Durée de l'action
Dauer d. Aktion



Object
Objet
Objekt

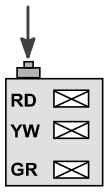

Press button
Appui bouton
Taste drücken

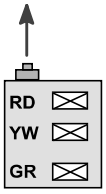

Release button
Relacher le bouton
Taste loslassen

(en) ⚠ DANGER

HAZARD OF ELECTRIC SHOCK, EXPLOSION OR ARC FLASH
- Disconnect all power before servicing equipment.

Failure to follow these instructions will result in death or serious injury.

(fr) ⚠ DANGER

RISQUE D'ELECTROCUTION, D' EXPLOSION OU D' ARC ELECTRIQUE
- Coupez l'alimentation avant de travailler sur cet appareil.

Le non-respect de cette instruction entraînera la mort ou des blessures graves.

(de) ⚠ GEFAHR

STROMSCHLAG-, EXPLOSIONS- ODER LICHTBOGENGEFAHR
- Vor dem Arbeiten an dem Gerät dessen Stromversorgung abschalten.

Die Nichtbeachtung dieser Anweisung wird den Tod oder schwere Körperverletzung zur Folge haben.

(en) Electrical equipment should be installed, operated, serviced, and maintained only by qualified personnel. No responsibility is assumed by Schneider Electric for any consequences arising out of the use of this material.

(fr) Les équipements électriques doivent être installés, exploités et entretenus par un personnel qualifié. Schneider Electric n'assume aucune responsabilité des

(en) Troubleshooting help Defects - Causes - Remedies

Status	Diagnostic	Causes	Actions
Setting			
Green	Init mode or press < 3 s	–	Press > 3 s
Red	Environment is incorrect	Range limit (Reflex, obstacle)	Review the alignment conditions + restart learning (press > 3 s)
Red	Alignment is incorrect	Off limit	Review the setting
	Setting limit	Range limit	Review the setting
Operation			
Red	Fine setting failed	Object is absent	Position the object or reset (press > 9 s)
	Fine setting failed	Object is too clear	Reset (press > 9 s)
	Fine BGS setting failed	Too close to background	Reset (press > 9 s)
	Fine direct REFLEX setting failed (Proxi)	Insufficient threshold level	Reset (press > 9 s)
Red	Clogging	"Lens polluted"	Optical cleaning; preventive maintenance

(fr) Aide aux dépannages Défaut - Causes - Remèdes

Etat	Diagnostic	Causes	Actions
Réglage			
Vert	Mode Init ou appui < 3 s	–	Appui > 3 s
Rouge	Environnement incorrect	Limite de portée (Réflex, Barrage)	Revoir conditions d'alignement + Relance apprentissage (appui > 3 s)
Rouge	Alignement incorrect	Hors limite	Revoir montage
	Limite de réglage	Limite de portée	Revoir réglage
Fonctionnement			
Rouge	Echec réglage fin	Objet absent	Positionner l'objet ou reset (appui > 9 s)
	Echec réglage fin	Objet trop transparent	Reset (appui > 9 s)
	Echec réglage fin EFFAR	Trop près de l'arrière plan	Reset (appui > 9 s)
	Echec réglage fin Réflexion direct (Proxi)	Niveau de seuil insuffisant	Reset (appui > 9 s)
Rouge	Encrassement	"Pollution lentille"	Nettoyage optique, maintenance préventive

(de) Hilfe zur Störungsbeseitigung Fehler - Ursache - Abhilfe

Status	Diagnose	Ursache	Aktionen
Einstellung			
Grün	Modus Init oder < 3 s drücken	–	> 3 s drücken
Rot	Umgebung nicht OK	Tastweite erreicht (Reflex, Sperre)	Ausrichtungsbedingungen überprüfen + Teach-in neu starten (> 3 s drücken)
Rot	Falsche Ausrichtung	Außerhalb der Tastweite	Montage überprüfen
	Eistellungsgrenze	Tastweite erreicht	Einstellung berprüfen
Betrieb			
Rot	Fehler Feineinstellung	Kein Objekt	Objekt positionieren oder Reset (> 9 s drücken)
	Fehler Feineinstellung	Objekt zu transparent	Reset (> 9 s drücken)
	Fehler Feineinstellung BGS	Zu nahe am Hintergrund	Reset (> 9 s drücken)
	Fehler Feineinstellung direkte Reflexion (Proxi)	Schwellenhöhe unzureichend	Reset (> 9 s drücken)
Rot	Verschmutzung	"Verschmutzung der Linse"	Optik reinigen, vorbeugende Wartung

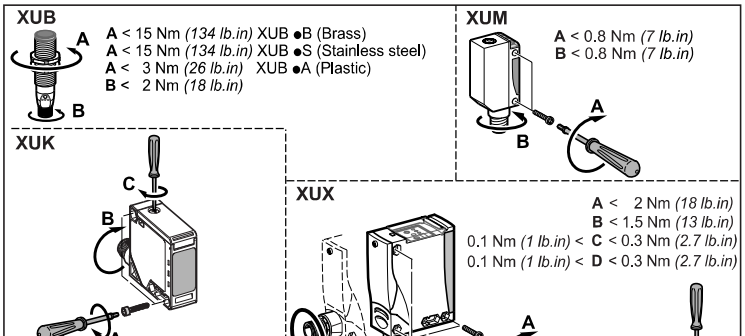

Sensing mode Mode de détection Erfassungsmodus	Diffuse / Proximité / Reflexions-Lichttasters		Polarized reflex / Reflex polarisé Polarisierte Reflex	Thru-beam / Barrage / Lichtschranke
	A Diffuse mode Mode proximité Direkter (diffuser) Modus	**B** Background suppression* Effacement arrière plan* Ausblendung Hintergrund*	**C** With reflector **R** Avec reflecteur **R** Mit Reflektor **R**	**D** With transmitter **T** Avec émetteur **T** Mit Transmitter **T**

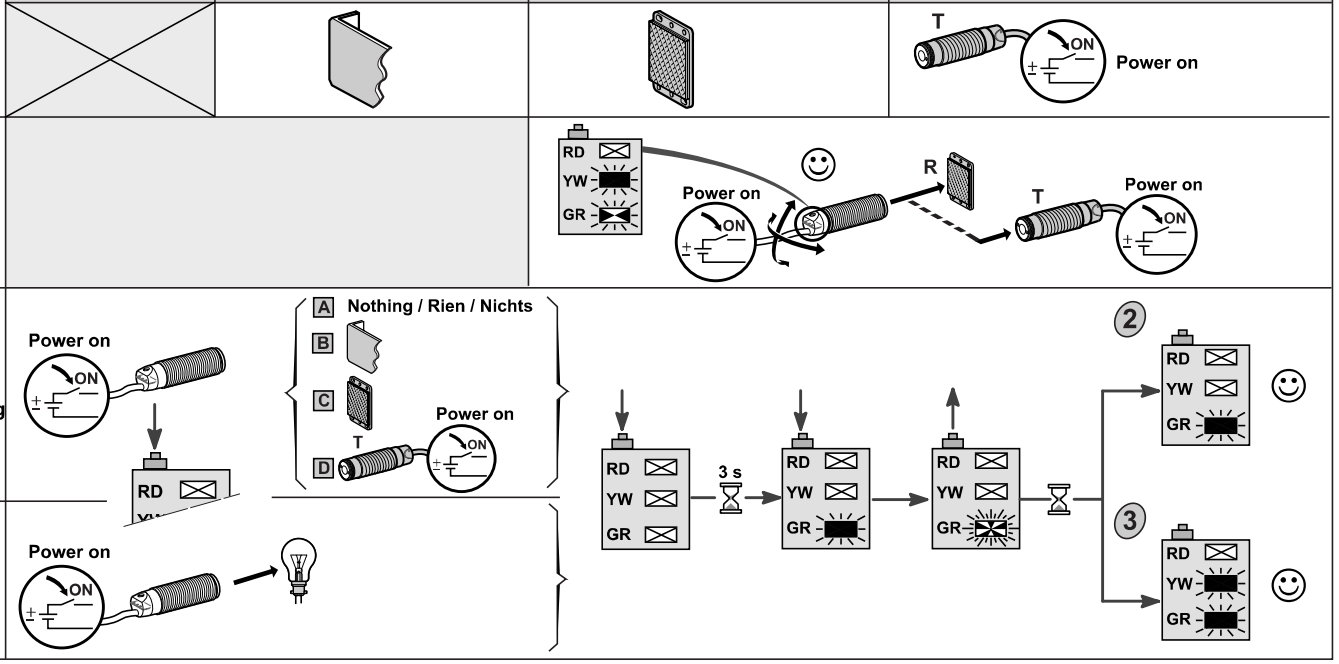

* In this mode **B**, steps 2 and 3 are mandatory and the overwriting function does not exist.

* Dans ce mode **B**, les étapes 2 et 3 sont obligatoires et la fonction d'encrassement n'existe pas.

* In diesem Modus **B**, sind die Etappen 2 und 3 obligatorisch. Die Verschmutzungsfunktion existiert nicht.

In modes **C** and **D**, step 3 is optional, except for transparent materials.

Dans les modes **C** et **D**, l'étape 3 est optionnelle sauf matériaux transparents.

In den Modi **C** und **D**, ist die Etappe 3 optional, außer bei transparenten Objekten.

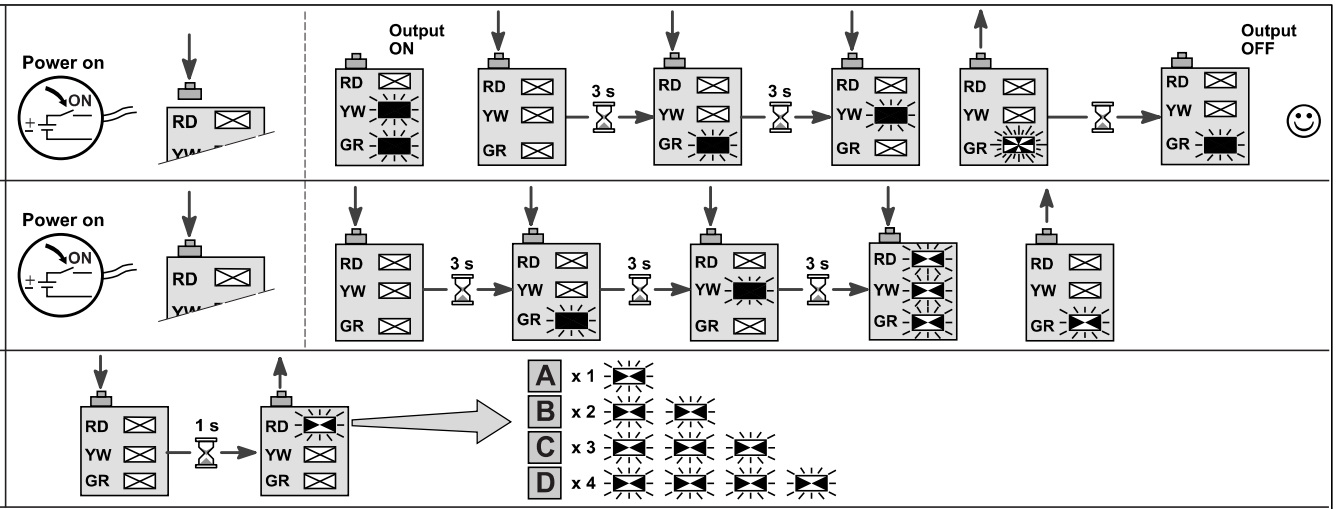

Version M12/M8 / Version M12/M8
Version M12/M8

M12 connector



3 (-)
1 (+)
4 OUT/Output
2 Alarm or Beam break input *(1)*

M 8 connector



3 (-)
1 (+)
4 OUT/Output
2 Beam break input *(1)*

(1) Beam break input on thru-beam transmitter only.

Version L2 / Version L2
Version L2

Pre-cabled, PNP/NPN
(–) BU (Blue)
(+) BN (Brown)
OUT/Output BK (Black)
Alarm / WH (White)
Beam break input *(1)* VI (Violet)

Pre-cabled, relay output
(≂) BU (Blue),
(≂) BN (Brown)
Relay common/GY (Grey)
NO BK (Black)
NC WH (White)

Transmitter for the thru-beam mode
Emetteur de la fonction barrage
Transmitter der Lichtschrankenfunktion

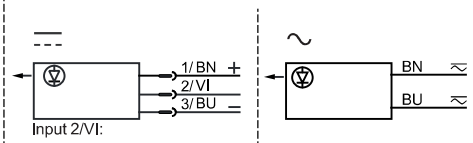

Input 2/VI:
- not connected: *beam active*
- connected to –: *beam broken*

XUX: Terminal block T 16 version
Version bornier T 16
Version Klemmleiste T 16

PNP / NPN ⎓		Relay output ≂	
Terminal		Terminal	
1	+	1	≂
2	–	2	≂
3	Output	3	NO
4	Alarm	4	Relay common
		5	N/C

Transmitter ⎓		Transmitter ≂	
Terminal		Terminal	
1	+	1	≂
2	–	2	≂
3	Beam broken input *(1)*		

(1) Beam break input on thru-beam transmitter only.

XUK - XUX



NPN

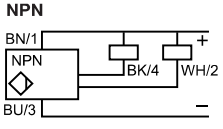

PNP

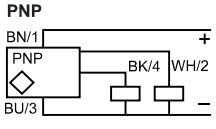

Relay output

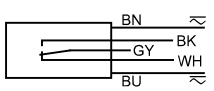

XUK 0ARCTL2



XUK 0AKSAL2 / M12



TIMER

ON DELAY

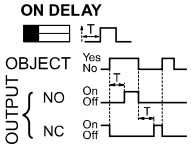

OFF DELAY

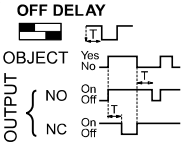

ONE SHOT
(XUK0… AC/DC only)



XUX 0ARCTT16 únicamente / Solo XUX 0ARCTT16 / Apenas XUX 0ARCTT16
Opción: **temporización** / Opzione: **Temporizzazione** / Opção: **Temporização**

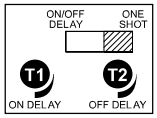

ON / OFF DELAY $T_1 = T_2 = 0$

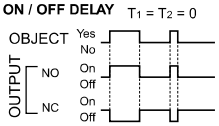

$T_1 \neq 0,\ T_2 \neq 0$

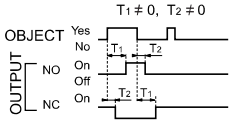

ONE SHOT $T_1 = 0,\ T_2 \neq 0$



$T_1 \neq 0,\ T_2 \neq 0$



XUB / XUM / XUK / XUX

www.schneider-electric.com

(es) Detectores fotoélectricos Osiconcept
(it) Interruttori fotoelettrici Osiconcept
(pt) Detectores fotoélectricos Osiconcept

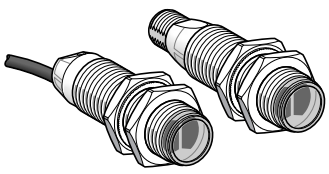

XUB 0 (M18x64)

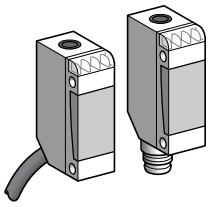

XUM 0 (12x34x20)

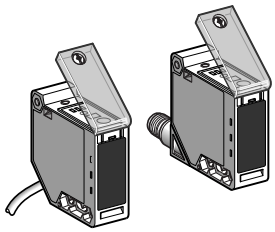

XUK 0 (18x50x50)

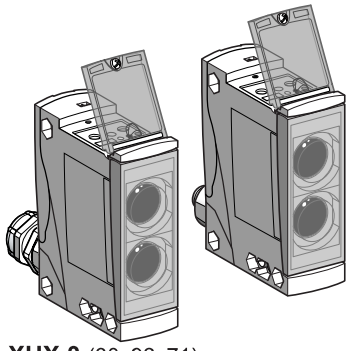

XUX 0 (30x92x71)

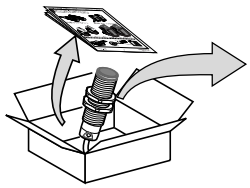

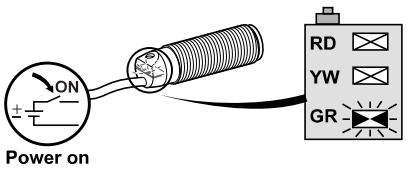

Power on

BBV13273 00
09 - 2008

2/2

Schneider Electric

Leyendas / Legenda / Legenda

RD	Rojo	Rosso	Vermello	**STAB**
YW	Amarillo	Giallo	Amarelo	**OUT**
GR	Verde	Verde	Verde	**RUN**

Defecto RD / RD-Guasto / RD-Falha
Salida YW / YW-Uscita / YW-Saída
Alimentación GR (estado aprendizaje)
GR-Alimentazione (apprendimento)
GR-Fonte de alimentação (estado ensinar)

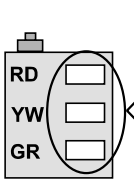

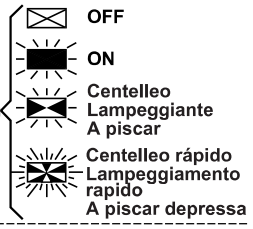



Puesta bajo tensión
Accensione
Ligado

Ajustar la posición
Regolazione posizione
Posição de regulação

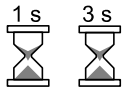

Duración de la acción
Durata dell'azione
Tempo de acção



Objeto
Oggetto
Objecto

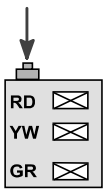

Pulsar el botón
Premere il pulsante
Premir botão

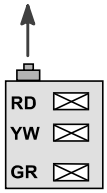

Liberar el botón
Rilasciare il pulsante
Libertar botão

(es) ⚠ PELIGRO

RIESGO DE ELECTROCUCIÓN, EXPLOSIÓN O ARCO ELÉCTRICO
- Desconecte toda alimentaciónantes de realizar el servicio.

Si no se respetan estas instrucciones, se producirán graves daños corporales o la muerte.

(it) ⚠ PERICOLO

RISCHIO DI SCOSSA ELETTRICA, DI ESPLOSIONE O DI OFTALMIA DA FLASH
- Scollegare l'apparecchio dalla presa di corrente prima di qualsiasi intervento.

La mancata osservanza di questa istruzione comporta gravi rischi per la vita e l'incolumità personale.

(pt) ⚠ PERIGO

RISCO DE CHOQUE ELÉCTRICO, EXPLOSÃO OU FAÍSCA
- Desligue a alimentação antes de trabalhar neste aparelho.

O não respeito destas instruções causará a morte ou lesões graves.

(es) Sólo el personal de servicio cualificado podrá instalar, utilizar, reparar y mantener el equipo eléctrico. Schneider Electric no asume las responsabilidades que pudieran surgir como consecuencia de la utilización de este material.

(it) Le apparecchiature elettriche devono essere installate, usate e riparate solo da personale qualificato. Schneider Electric non assume nessuna responsabilità per

(es) Ayuda a la reparación de averías Fallos - Causas - Soluciones

Estado	Diagnóstico	Causas	Acciones
Ajuste			
Verde	Modo Init o pulsar < 3 s	–	(pulsar > 3 s)
Rojo	Entorno incorrecto	Límite de alcanze (Reflex, Obstáculo)	Revisar las conditiones de Alineación + rearrancar el aprendizaje (pulsar > 3 s)
Rojo	Alineación incorrecta	Fuera de límite	Revisar el ajuste
	Límite de ajuste	Límite de alcanze	Revisar el ajuste
Funcionamiento			
Rojo	Fracaso de ajuste fino	Objeto ausente	Posicionar el objeto o reinicializar (pulsar > 9 s)
	Fracaso de ajuste fino	Objeto demasiado transparente	Reinicialización (pulsar > 9 s)
	Fracaso de ajuste fino BGS	Demasiado cercano del fondo	Reinicialización (pulsar > 9 s)
	Fracaso de ajuste Reflex directo	Nivel de umbral insuficiente	Reinicialización (pulsar > 9 s)
Rojo	Ensuciamiento	"Lente contaminada"	Limpieza óptica; mantenimiento preventivo

(it) Soluzione dei problemi Guasto - Causa - Soluzione

Stato	Diagnostica	Cause	Azioni
Regolazione			
Verde	Modalità Iniz o pressione < 3 s	–	Pressione > 3 s
Rosso	Ambiente incorretto	Limite di portata (Riflessione, Sbarramento)	Rivedere le condizioni di allineamento + Riavvio apprendimento (pressione > 3 s)
Rosso	Allineamento errato	Fuori limite	Rivedere il montaggio
	Limite di regolazione	Limite di portata	Rivedere la regolazione
Funzionamento			
Rosso	Regolazione fine fallita	Oggetto mancante	Posizionare l'oggetto o reset (pressione > 9 s)
	Regolazione fine fallita	Oggetto troppo trasparente	Reset (pressione > 9 s)
	Regolazione fine BGS fallita	Troppo vicino allo sfondo	Reset (pressione > 9 s)
	Regolazione fine fallita Riflessione diretta (Proxi)	Livello di soglia insufficiente	Reset (pressione > 9 s)
Rosso	Ostruzione	"Lente sporca"	Pulizia ottica, manutenzione preventiva

(pt) Ajuda às avarias Falhas - Causas - Soluções

Estado	Diagnóstico	Causas	Acções
Regulação			
Verde	Modo Inic ou pressão < 3 s	–	Pressão > 3 s
Vermello	Ambiente incorrecto	Limite de alcance (Reflexo, Barragem)	Rever condições de alinhamento + Relançar aprendizagem (pressão > 3 s)
Vermello	Alinhamento incorrecto	Fora do limite	Rever montagem
	Limite de regulação	Limite de alcance	Rever regulação
Funcionamento			
Vermello	Falha regulação fina	Objecto ausente	Posicionar o objecto ou reset (pressão > 9 s)
	Falha regulação fina	Objecto demasiado transparente	Reset (pressão > 9 s)
	Falha regulação fina BGS	Demasiado próximo do pano-de-fundo	Reset (pressão > 9 s)
	Falha regulação fina Reflexão directa (Proxi)	Nível de limiar insuficiente	Reset (pressão > 9 s)
Vermello	Obstrução	"Poluição lente"	Limpeza óptica, manutenção preventiva

XUB



A < 15 Nm *(134 lb.in)* XUB ●B (Brass)
A < 15 Nm *(134 lb.in)* XUB ●S (Stainless steel)
A < 3 Nm *(26 lb.in)* XUB ●A (Plastic)
B < 2 Nm *(18 lb.in)*

XUM

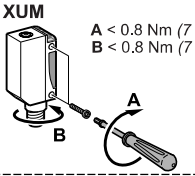

A < 0.8 Nm *(7 lb.in)*
B < 0.8 Nm *(7 lb.in)*

XUK

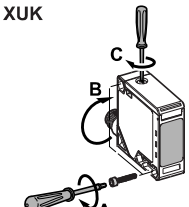

XUX

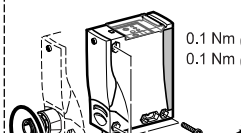

A < 2 Nm *(18 lb.in)*
B < 1.5 Nm *(13 lb.in)*
0.1 Nm *(1 lb.in)* < **C** < 0.3 Nm *(2.7 lb.in)*
0.1 Nm *(1 lb.in)* < **D** < 0.3 Nm *(2.7 lb.in)*

Modo de detección Modo di rilevamento Modo de detecção	Proximidad / Riflessione diretta / Proximidade		REFLEX polarizado / Riflessione polarizzata / Reflexo polarizado	Barrera / Sbarramento / Barragem
	A Modo proximidad Modo prossimità Modo proximidade	**B** Borrado de fondo* Soppressione di sfondo* Supressão pano-de-fundo*	**C** Con reflector **R** Con catarifrangente **R** Com reflector **R**	**D** Con emisor **T** Con Trasmettitore **T** Com transmissor **T**

1 Alineamiento / Allineamento / Alinhamento

2 Ajuste estándar / Regolazione standard / Regulação standard

3 Ajuste fino del objeto / Regolazione fine / Regulação de objectos finos

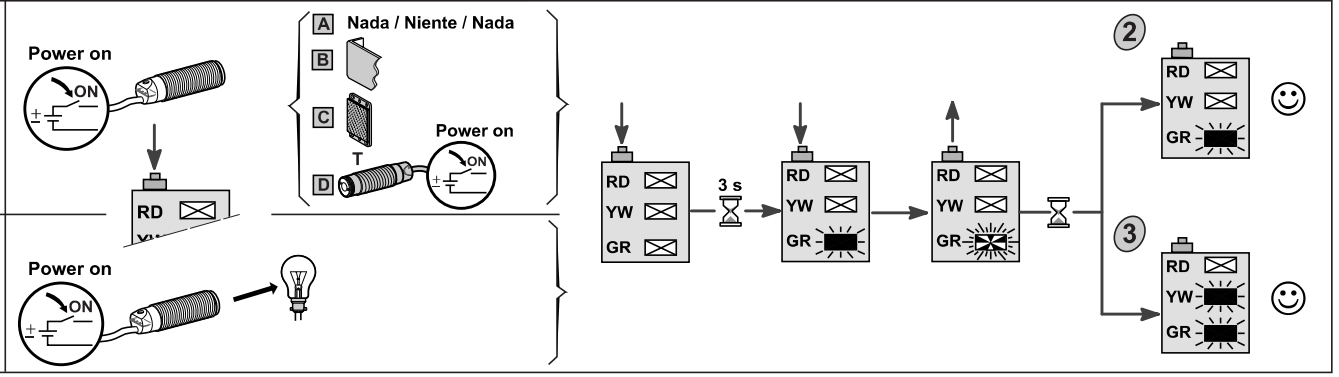

* En este modo **B**, las etapas 2 y 3 deben aplicarse y la función de sobregrabación no existe.

* In questa modalità **B**, le fasi 2 e 3 sono obbligatorie e la funzione di ostruzione non esiste.

* Neste modo **B**, as etapas 2 e 3 são obrigatórias e a função de obstrução não existe.

En los modos **C** y **D**, a etapa 3 es opcional, salvo en caso de materiales transparentes.

Nelle modalità **C** e **D**, la fase 3 è opzionale tranne per i materiali trasparenti.

Nos modos **C** e **D**, a etapa 3 é opcional, excepto para os materiais transparentes.

Salida inversion NO / NC
Inversione uscita NO / NC
Inversão saída NO / NC

Reinicialización
Reset
Reinicialização

Visualización modo
Modo visualizza-zione
Visualização do modo

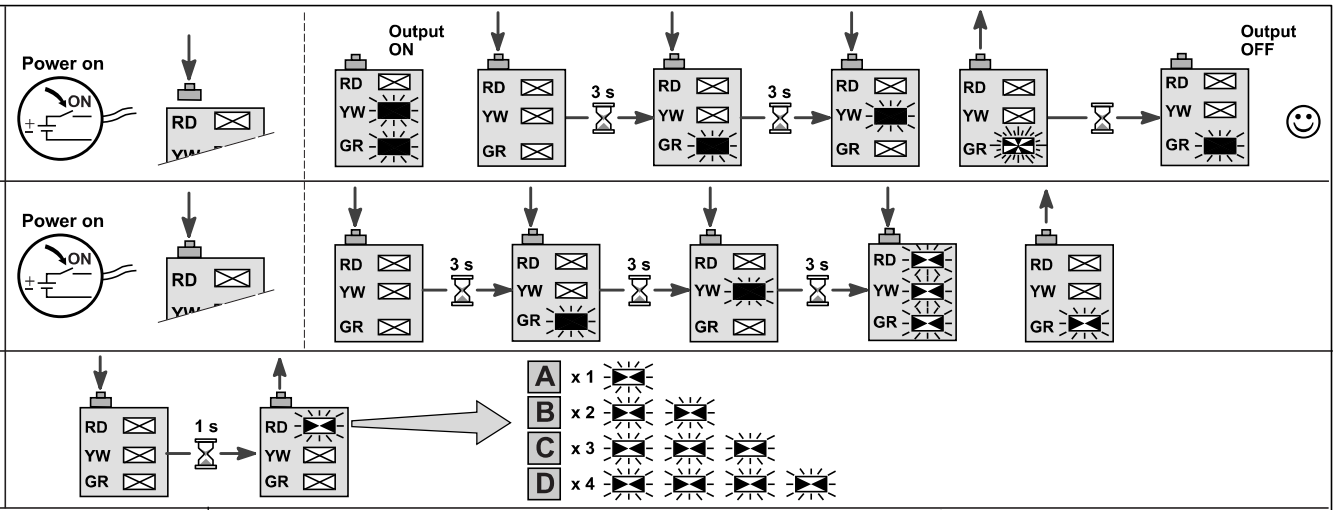

Versión M12/M8 / Versione M12/M8 / Versão M12/M8

M12 connector



3 (-)
1 (+)
4 OUT/Output
2 Alarm or Beam break input *(1)*

M 8 connector



3 (-)
1 (+)
4 OUT/Output
2 Beam break input *(1)*

(1) Beam break input on thru-beam transmitter only.

Versión L2 / Versione L2 / Versão L2

Pre-cabled, PNP/NPN
(–) BU (Blue)
(+) BN (Brown)
OUT/Output BK (Black)
Alarm / WH (White)
Beam break input *(1)* VI (Violet)

Pre-cabled, relay output
(≂) BU (Blue),
(≂) BN (Brown)
Relay common/GY (Grey)
NO BK (Black)
NC WH (White)

Transmisor de la función obstáculo
Trasmettitore della funzione sbarramento
Transmissor da função barragem

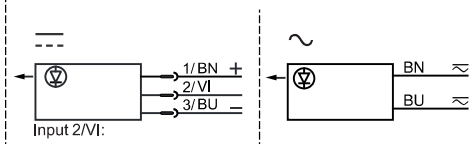

XUX: Versión bloque terminal T 16
Versione morsettiera T 16
Versão terminal T 16

PNP / NPN ⎓ Terminal		Relay output ≂ Terminal	
1	+	1	≂
2	–	2	≂
3	Output	3	NO
4	Alarm	4	Relay common
		5	N/C

Transmitter ⎓ Terminal		Transmitter ≂ Terminal	
1	+	1	≂
2	–	2	≂
3	Beam broken input *(1)*		

(1) Beam break input on thru-beam transmitter only.

XUK - XUX



NPN

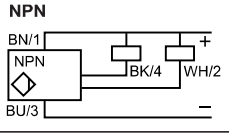

PNP

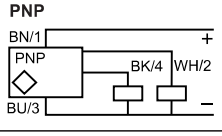

Relay output

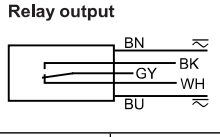

XUK 0ARCTL2



XUK 0AKSAL2 / M12



TIMER

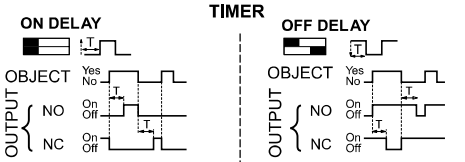

ONE SHOT
(XUK0... AC/DC only)



XUX 0ARCTT16 únicamente / Solo XUX 0ARCTT16 / Apenas XUX 0ARCTT16
Opción: **temporización** / Opzione: **Temporizzazione** / Opção: **Temporização**

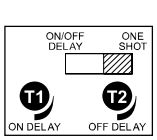

ON / OFF DELAY $T_1 = T_2 = 0$ | $T_1 \neq 0,\ T_2 \neq 0$

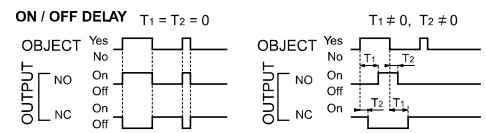

ONE SHOT $T_1 = 0,\ T_2 \neq 0$ | $T_1 \neq 0,\ T_2 \neq 0$

