# MINITIMER
## Staircase Lighting Time Switch
## IK 8810/001

DOLD

0254931



- According to EN 60669
- Setting range 0.5 ... 10 min.
- For 3-wire circuit N on push button
- Can be not retriggered
- Switch for continuous light on unit
- Contact: 16 A
- Width 17.5 mm

### Function Diagram

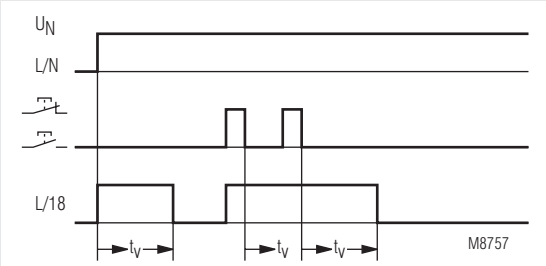


### Circuit Diagram

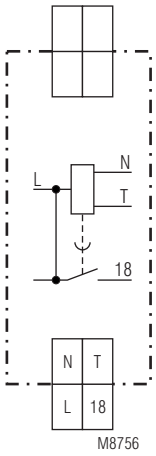


IK 8810.41

### Approval and Marking

CE

### Application

- Staircase lighting time switch
- Timer, release delay

### Function

The timing is not retriggerable.

### Indication

LED: on when output relay activated

### Notes

Unit and push button have to be connected to the same phase (see connection diagram) The output contact is not volt free.

### Technical Data

**Time circuit**

| | |
|---|---|
| **Time range:** | 0.5 ... 10 min |
| **Repeat accuracy:** | < 1 % of setting value |

**Input**

| | |
|---|---|
| **Nominal voltage $U_N$:** | AC 230 V |
| **Voltage range:** | 0.8 ... 1.1 $U_N$ |
| **Nominal consumption** | |
| apparent power: | 4 VA |
| effective power: | 1 W |
| **Nominal frequency:** | 50 / 60 Hz |
| **Permitted residual current caused by glow lamps in the push buttons** | max. 10 glow lamps à 1 mA |

**Output**

| | |
|---|---|
| **Contacts:** | 1 NO contact, delay |
| **Contact opening gap** | < 3 mm |
| **Thermal current $I_{th}$:** | 16 A |
| **Switching capacity at lamp load** | |
| Glow lamp load: | 1200 W at $T_{ein}$ / $T_{aus}$ = 1 s / 1s |
| **Short circuit strength max. fuse rating:** | 16 AgL IEC/EN 60 947-5-1 |
| **Mechanical life:** | > $10^6$ switching cycles |

All technical data in this list relate to the state at the moment of edition. We reserve the right for technical improvements and changes at any time.

## Technische Daten

**General Data**

| | | |
|---|---|---|
| **Nominal operating mode:** | impulse operation | |
| **Temperature range:** | - 20 ... + 60°C | |
| **Clearance and creepage distances** | | |
| rated impuls voltage / pollution degree: | 4 kV / 2 | IEC 60 664-1 |
| **EMC** | | |
| Electrostatic discharge (ESD): | 8 kV (air) | IEC/EN 61 000-4-2 |
| HF-irradiation: | 10 V / m | IEC/EN 61 000-4-3 |
| Fast transients: | 2 kV | IEC/EN 61 000-4-4 |
| Surge voltages between | | |
| wires for power supply: | 2 kV | IEC/EN 61 000-4-5 |
| between wire and ground: | 4 kV | IEC/EN 61 000-4-5 |
| Interference suppression: | Limit value class B | EN 55 011 |
| **Degree of protection** | | |
| Housing: | IP 40 | IEC/EN 60 529 |
| Terminals: | IP 20 | IEC/EN 60 529 |
| **Housing:** | Thermoplast with V0-behaviour according to UL subj. 94 | |
| **Vibration resistance** | Amplitude 0.35 mm frequenzy 10 ... 55 Hz | IEC/EN 60 068-2-6 |
| **Climate resistance:** | 20 / 045 / 04 | IEC/EN 60 068-1 |
| **Terminal designation:** | EN 50 005 | |
| **Wire connection:** | 2 x 2.5 mm² solid or 2 x 1.5 mm² stranded wire with sleeve DIN 46 228-1/-2/-3/-4 | |
| **Wire fixing:** | Flat terminals with self-lifting clamping piece | IEC/EN 60 999-1 |
| **Mounting:** | DIN rail | IEC/EN 60 715 |
| **Weight:** | 75 g | |

**Dimensions**

| | |
|---|---|
| **Width x Height x Depth:** | 17.5 x 89 x 58 mm |

## Standard Type

| | | |
|---|---|---|
| IK 8810.41/001 AC 230 V 50 / 60 Hz 0.5 ... 10 min | | |
| Article number: | 0056928 | stock item |
| • Output: | 1 NO contact, delay | |
| • Nominal voltage $U_N$: | AC 230 V | |
| • Timer range: | 0.5 ... 10 min | |
| • Width: | 17.5 mm | |

## Ordering Example

IK 8810 .41 /001 AC 230 V 50 / 60 Hz 0.5 ... 10 min

- 0.5 ... 10 min — Time range
- 50 / 60 Hz — Nominal frequency
- AC 230 V — Nominal voltage
- .41 — Contacts
- IK 8810 — Type

## Characteristics

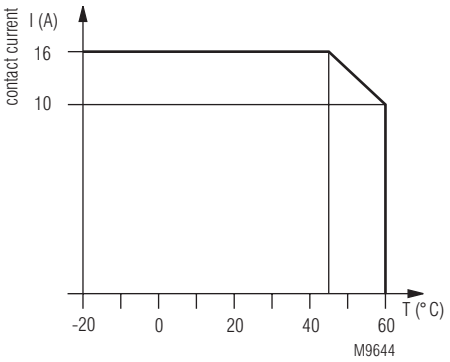


## Application Example

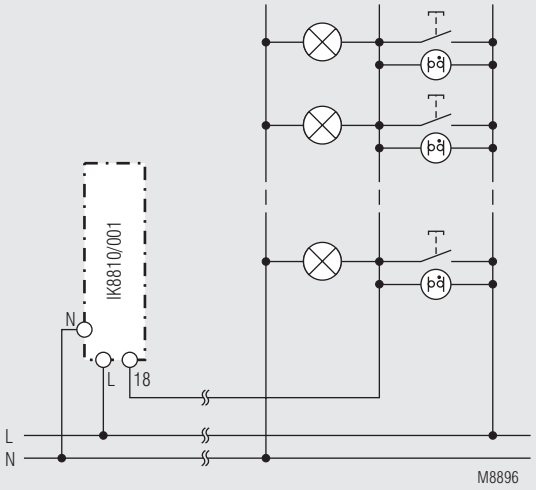


3-wire circuit N on push button