IKD series

Surface mount DIP switches



- **Raised actuator - no tape seal**
- **Even and odd pole numbers**
- **Self-cleaning wiping contacts**
- **Gold plated terminals**
- **Process compatible - withstand IR reflow soldering**
- **Recessed actuator on request - top tape seal sandard**
- **J bend terminal available on request**

UG1410-A-R1

Tape & reel	IC tubes	No pos.	Dimension "A"	Qty/ tube	Qty/ reel
IKD0104101	**IKD0103101**	1	3,48 (.137)	130	800
IKD0204101	**IKD0203101**	2	6,02 (.237)	76	700
IKD0304101	**IKD0303101**	3	8,56 (.337)	55	700
IKD0404101	**IKD0403101**	4	11,10 (.437)	42	700
IKD0504101	**IKD0503101**	5	13,64 (.537)	35	800
IKD0604101	**IKD0603101**	6	16,18 (.637)	28	700
IKD0704101	**IKD0703101**	7	18,72 (.737)	25	800
IKD0804101	**IKD0803101**	8	21,26 (.837)	22	700
IKD0904101	**IKD0903101**	9	23,80 (.937)	20	900
IKD1004101	**IKD1003101**	10	26,34 (1.037)	18	800
IKD1204101	**IKD1203101**	12	31,42 (1.237)	15	700

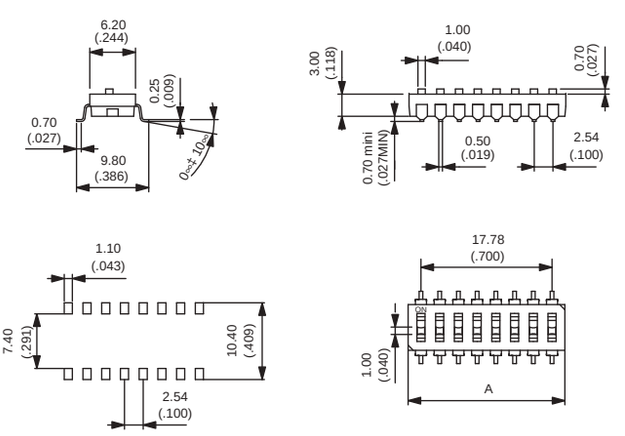

Supplied with all poles in "OFF" position.

F

SPECIFICATIONS

- Max. current/voltage rating :
  - switching : 25mA 24VDC
  - non-switching : 100mA 50VDC
- Initial contact resistance : 50 mΩ max.
- Insulation resistance : 100 MΩ min. at 500VDC
- Dielectric strength : 500 VAC min.
- Electrical life : 2.000 cycles
- Travel : 1 mm (.039)
- Operating temperature : -20°C to +85°C
- Storage temperature : -40°C to +85°C

MATERIALS

- Case and actuator : UL94-V0 thermoplastic
- Moving contact : phosphor bronze, gold plated, over nickel barrier
- Terminals : gold plated
- Protection tape : polyimide

Antistatic packaging - standard packaging units

- Reels : see above chart for quantities.
  Tape meeting international standard IEC, publication 286-3 (EIA481A).
- IC tubes : see above chart for quantities.

Dimensions : first dimensions are in mm while inches are shown as bracketed numbers.

The company reserves the right to change specifications without notice.

IKD series

Through-hole DIP switches



- **Raised actuator - no tape seal**
- **Even and odd pole numbers**
- **Self-cleaning wiping contacts**
- **Gold plated terminals**
- **Wave solderable**
- **Recessed actuator on request - top tape seal sandard**

Model No	No pos.	Dimension "A"	Qty/tube
IKD0100101	1	3,48 (.137)	130
IKD0200101	2	6,02 (.237)	76
IKD0300101	3	8,56 (.337)	55
IKD0400101	4	11,10 (.437)	42
IKD0500101	5	13,64 (.537)	34
IKD0600101	6	16,18 (.637)	29
IKD0700101	7	18,72 (.737)	25
IKD0800101	8	21,26 (.837)	22
IKD0900101	9	23,80 (.937)	20
IKD1000101	10	26,34 (1.037)	18
IKD1200101	12	31,42 (1.237)	15

Supplied with all poles in "OFF" position.

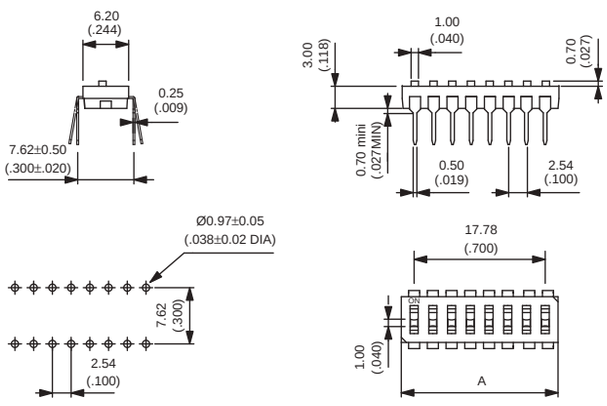

SPECIFICATIONS

- Max. current/voltage rating :
  - switching : 25mA 24VDC
  - non-switching : 100mA 50VDC
- Initial contact resistance : 50 mΩ max.
- Insulation resistance : 100 MΩ min. at 500VDC
- Dielectric strength : 500 VAC min.
- Electrical life : 2.000 cycles
- Travel : 1 mm (.039)
- Operating temperature : -20°C to +85°C
- Storage temperature : -40°C to +85°C

MATERIALS

- Case and actuator : UL94-V0 thermoplastic
- Moving contact : phosphor bronze, gold plated, over nickel barrier
- Terminals : gold plated
- Protection tape : polyimide

Antistatic packaging - standard packaging units

- IC tubes : see above chart for quantities.

Dimensions : first dimensions are in mm while inches are shown as bracketed numbers.