IEC Appliance Inlet C14 with Filter 2-Stage, Fuseholder 2-pole, Line Switch 2-pole

Standard- or Medical-Filter



C14

70° C

Description
- Panel Mount:
  Screw-on mounting from front side
- 4 Functions:
  Appliance Inlet Protection class I, Fuseholder for fuse-links 5 x 20 mm
  2-pole, Line Switch 2-pole, Line filter in standard and medical version, 2 positions
- Quick connect terminals 6.3 x 0.8 mm

Approvals
- VDE Certificate Number: 40004665
- UL File Number: E72928

Characteristics
- Compact design with optimal shielding
- All single elements are already wired
- Plug removal necessary for fuse-link replacement
- 2-stage line filter with increased attenuation
  With EMC-shield
- Suitable for use in equipment according to IEC/UL 60950
  Suitable for use in medical equipment according to IEC/UL 60601-1

Other versions on request
- Medical version M80

Weblinks
pdf-datasheet, html-datasheet, General Product Information, RoHS, CHINA-RoHS, REACH, Mating Connectors, e-Shop, SCHURTER-Stock-Check, Distributor-Stock-Check, Accessories

Technical Data

Ratings IEC	1 - 10 A @ Ta 40 °C / 250 VAC; 50 Hz
Ratings UL/CSA	1 - 10 A @ Ta 40 °C / 125 VAC; 60 Hz
Leakage Current	standard < 0.25 mA (250 V / 60 Hz) medical < 5 µA (250 V / 60 Hz)
Dielectric Strength	> 1.7 kVDC between L-N > 2.7 kVDC between L/N-PE Test voltage (2 sec)
Allowable Operation Temp.	-25 °C to 85 °C
Climatic Category	25/085/21 acc. to IEC 60068-1
Degree of Protection	from front side IP 40 acc. to IEC 60529
Protection Class	Suitable for appliances with protection class I acc. to IEC 61140
Terminal	Quick connect terminals 6.3 x 0.8 mm
Panel Thickness s	Screw: max 8 mm Mounting screw torque max 0.5 Nm
Material: Housing	Thermoplastic, black, UL 94V-0

Appliance-Inlet/-Outlet	C14 acc. to IEC 60320, UL 498, CSA C22.2 no. 42 (for cold conditions) pin-temperature 70 °C, 10 A, Protection Class I
Fuseholder	2-pole, Shocksafe category PC2 acc. to IEC 60127-6, for fuse-links 5 x 20 mm
Rated Power Acceptance @ Ta 23 °C	5 x 20: 1.6 W (2-pole)
Power Acceptance @ Ta > 23°C	Admissible power acceptance at higher ambient temperature see derating curves
Line Switch	2-pole, non-illuminated, acc. to IEC 61058-1 Technical Details
Line Filter	Standard and Medical Version, IEC 60939, UL 1283, CSA C22.2 no. 8 Technical Details
MTBF	> 1'200'000 h acc. to MIL-HB-217 F

Dimension

Case 45

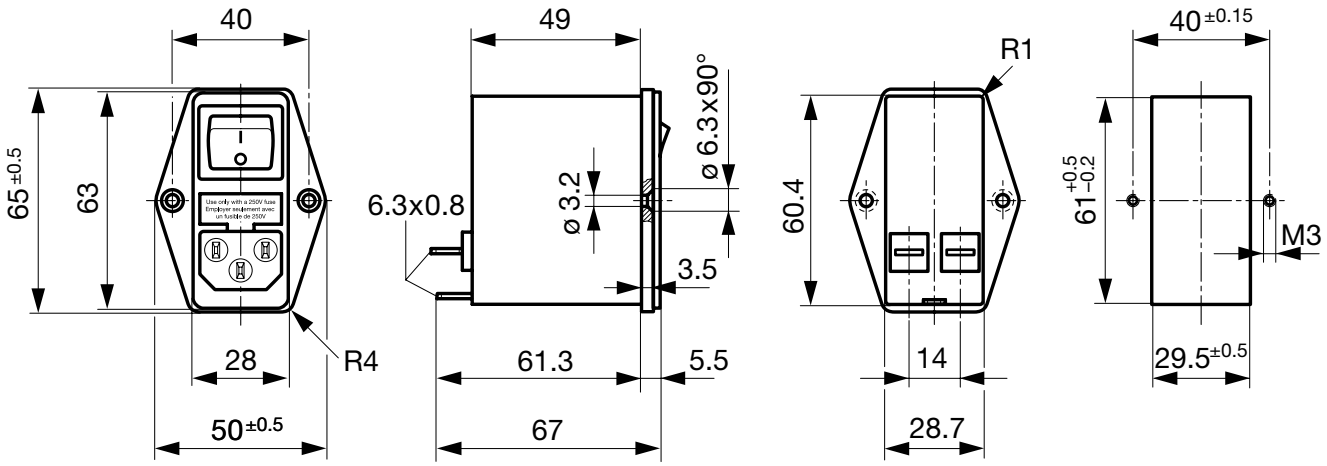

Technical Data of Filter-Components

Rated Current [A]	Filter-Type	Inductances L [mH]	Capacitance CX [nF]	Capacity Cy1 [nF]	Capacity Cy2 [nF]	R [MΩ]
1	Standard Version	2 x 10	68	1.5	1	1
2	Standard Version	2 x 4	68	1.5	1	1
4	Standard Version	2 x 1.5	68	1.5	1	1
6	Standard Version	2 x 0.8	68	1.5	1	1
10	Standard Version	2 x 0.3	68	1.5	1	1
1	Medical Version (M5)	2 x 10	68	-	-	1
2	Medical Version (M5)	2 x 4	68	-	-	1
4	Medical Version (M5)	2 x 1.5	68	-	-	1
6	Medical Version (M5)	2 x 0.8	68	-	-	1
10	Medical Version (M5)	2 x 0.3	68	-	-	1

Diagrams

Standard version

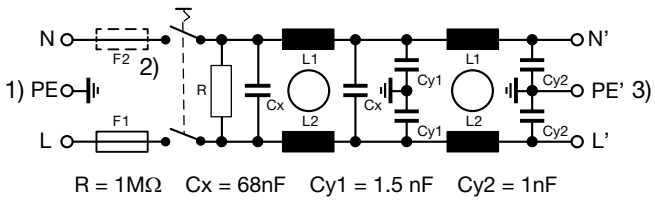

1) Line
2) only FKID
3) Load

Medical version

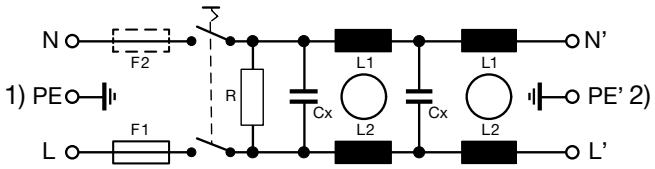

1) Line
2) Load

Derating Curves

2-pole

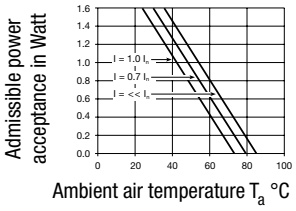

Attenuation Loss

- - - - differential mode _____ common mode

Standard version

1 A

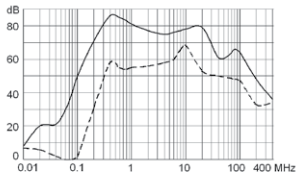

2 A

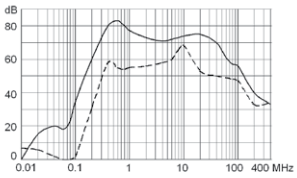

4 A

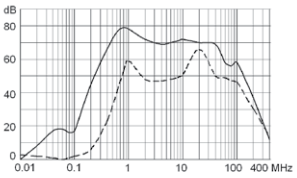

6 A

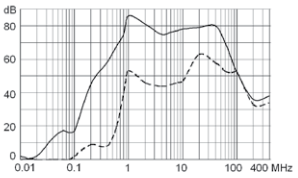

10 A

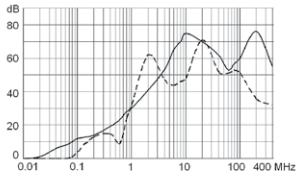

Medical version (M5)

1 A

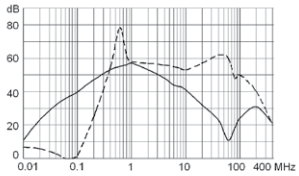

2 A

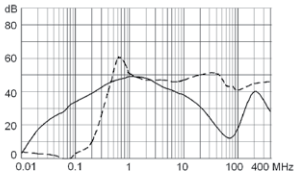

4 A

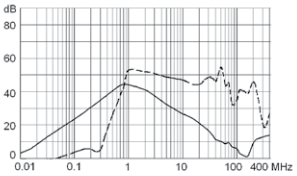

6 A

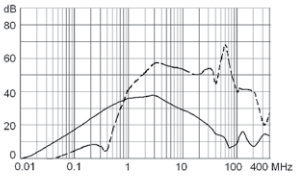

10 A

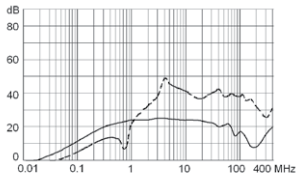

All Variants

Type	Rated Current [A]	Filter-Type	Fuseholder	Line Switch	Housing	Material: Housing	Order Number	
FKID	1	Standard Version	2-pole	2-pole	45	Aluminum	4304.5061	
FKID	2	Standard Version	2-pole	2-pole	45	Aluminum	4304.5062	■
FKID	4	Standard Version	2-pole	2-pole	45	Aluminum	4304.5063	
FKID	6	Standard Version	2-pole	2-pole	45	Aluminum	4304.5064	■
FKID	10	Standard Version	2-pole	2-pole	45	Aluminum	4304.5065	
FKID	1	Medical Version (M5)	2-pole	2-pole	45	Aluminum	4304.5081	
FKID	2	Medical Version (M5)	2-pole	2-pole	45	Aluminum	4304.5082	
FKID	4	Medical Version (M5)	2-pole	2-pole	45	Aluminum	4304.5083	
FKID	6	Medical Version (M5)	2-pole	2-pole	45	Aluminum	4304.5084	
FKID	10	Medical Version (M5)	2-pole	2-pole	45	Aluminum	4304.5085	
FKID	1	Standard Version	2-pole	2-pole	45	Nickel plated steel	4304.5021	
FKID	2	Standard Version	2-pole	2-pole	45	Nickel plated steel	4304.5022	■
FKID	4	Standard Version	2-pole	2-pole	45	Nickel plated steel	4304.5023	■
FKID	6	Standard Version	2-pole	2-pole	45	Nickel plated steel	4304.5024	■
FKID	10	Standard Version	2-pole	2-pole	45	Nickel plated steel	4304.5025	
FKID	2	Medical Version (M5)	2-pole	2-pole	45	Nickel plated steel	4304.5067	

■ Most Popular.

Availability for all products can be searched real-time:http://www.schurter.com/en/Stock-Check/Stock-Check-SCHURTER

Packaging unit 10 Pcs

Accessories



Description
Assorted Covers
Rear Cover

Mating Outlets/Connectors



Category / Description	
Appliance Outlet Overview complete	
IEC Appliance Outlet F, Screw-on Mounting, Front Side, Solder Terminal	4787
IEC Appliance Outlet F, Snap-in Mounting, Front Side, Solder or Quick-connect Terminal	4788
IEC Appliance Outlet F or H, Screw-on Mounting, Front Side, Solder, PCB or Quick-connect Terminal	5091
Appliance Outlet further types to FKID	



Connector Overview complete	
IEC Connector C13, Rewireable, Straight	4782
IEC Connector C13, Rewireable, Straight	4022
IEC Connector C13, Rewireable, Angled	4785
IEC Connector C13, Rewireable, Angled	4300-06
IEC Connector C13, Rewireable, Angled	4012
Connector further types to FKID	...

22.04.2015

The specifications, descriptions and illustrations indicated in this document are based on current information. All content is subject to modifications and amendments. Information furnished is believed to be accurate and reliable. However, users should independently evaluate the suitability and test each product selected for their own applications.