E1IM1AACL10 120V AC

Monitoring relay - current monitoring 1-phase

Status: Available Data sheet created: 01.07.2025

Item Number: 1340206 - **Serie:** Enya - **EAN:** 9008662014565



- Monitoring relay series ENYA
- Current monitoring 1-phase
- Multifunction
- Measuring range 1A
- Measuring voltage = supply voltage
- Supply voltage 120V AC
- 1 changeover contact
- width 17.5mm
- Installation type

Description

AC current monitoring in 1-phase mains with adjustable thresholds, adjustable hysteresis, adjustable tripping delay.

General information

Short description	Current monitoring 1-phase, 1A, multi-function, 1 changeover contact
Item Number	1340206
EAN	9008662014565
Main category	Monitoring Relays
Series	Enya
Type	E1IM1AACL10 120V AC
Design	Installation design
Supply	120V AC
Dimensions	17.5 x 87 x 65 mm

Functions and measurands

Amount of functions 3

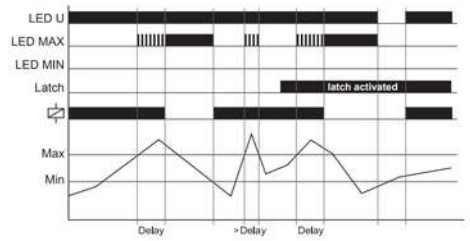

Overcurrent monitoring (OVER, OVER+Latch)
When the supply voltage U is applied, the output relay R switches into on-position, if the measured current is below the Max-value. When the measured current exceeds the Max-value, the output relay R switches into off-position after the interval of the tripping delay (Delay) has expired. OVER: The output relay R switches into on-position again, if the current falls below the Min-value. OVER+Latch: The output relay R switches only into on-position again by interrupting and re-applying of the supply voltage, provided that the measured current is below the Max-value.

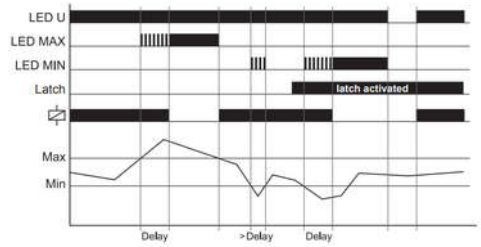

Window function (WIN, WIN+Latch)
When the supply voltage U is applied, the output relay R switches into on-position, if the measured current is within the adjusted window. When the measured current leaves the window between Min and Max, the output relay R switches into off-position after the interval of the tripping delay (Delay) has expired. WIN: The output relay R switches into on-position again, if the current re-enter the adjusted window. WIN+Latch: The output relay R switches only into on-position again by interrupting and re-applying of the supply voltage, provided that the measured current is within the threshold values.

Image not found or type unknown

Untercurrent monitoring (UNDER, UNDER+Latch)
When the supply voltage U is applied, the output relay R switches into on-position, if the measured current is beyond the Min-value. When the measured current falls below the Min-value, the output relay R switches into off-position after the interval of the tripping delay (Delay) has expired. UNDER: The output relay R switches into on-position again, if the current exceeds the Max-value. UNDER+Latch: The output relay R switches only into on-position again by interrupting and re-applying of the supply voltage, provided that the measured current is beyond the Min-value.

Time ranges

Number Of Areas	1	
	Setting range	
Time ranges	Start-up delay (Start)	-
	Shutter delay (Delay)	0,1 ... 10s

Indicators

Supply/time lapse 1	Green LED U ON: Supply voltage applied
Relay state	Yellow LED ON/OFF: output relay position
Error / monitoring function	Red LED ON/OFF: Display error for corresponding threshold
Error / monitoring function	Red LED flashes: Indication of tripping delay for corresponding threshold

E1IM1AACL10 120V AC

Mechanical design

Housing material	made of self-extinguishing plastic
Housing - protection degree	IP40
Mounting	top hat rail TH 35 7,5-15 according to IEC 60715:2017 / EN 60715:2017
Terminals/connections	Touch-proof clamping yoke terminals according to DGUV 3 (Screwdriver PZ1 required)
Terminals - protection degree	IP20
Mounting position	any
Max. Tightening Torque	1 Nm
Terminal capacity	• 1 x 0.5 to 2.5mm² with/without ferrule • 1 x 4mm² without wire end ferrule • 2 x 0.5 to 1.5mm² with/without end sleeves • 2 x 2.5mm² flexible without ferrules

Supply circuit

Terminals/connections	Li-N
Supply voltage a.c.	120 V
Supply voltage tolerance a.c.	-15% ... +15% Un
Rated frequency [Hz]	a.c. 48 ... 63 Hz
Rated consumption a.c.	0,8 W / 5 VA
Duty cycle	100%
Recovery time	500 ms
Drop-out voltage	>20% the nominal voltage
Overvoltage category	III (IEC 60664-1)
Rated surge voltage	4 kV

Output curcuit

Type	Relay
Contact 1	1 change over contact
Terminals 1	15-16-18
Rated voltage	250 V a.c.
Switching Capacity 1	1250 VA (5 A/250 V a.c.)
Fuse Protection	5A quick
Mechanical life	15 x 10^6 Switching cycles
Electrical life	100 x 10^3 Switching cycles
Switching frequency	max. 6/min at 1000VA resistive load (in accordance with IEC 60947-5-1)
Rated surge voltage	4 kV
Overvoltage category	III (nach IEC 60664-1)

E1IM1AACL10 120V AC

Measuring circuit

Measurand	Current - one phase
Terminals/connections	Li-Lk
Overload capacity	2 A
Pulse load	1 s 100 A, 3 s 50 A
Input resistance	47 m
Frequency - sinusoidal	48 ... 63 Hz
Switching threshold minimum	5% ... 95% of In
Switching threshold maximum	10% ... 100% of In
Hysteresis	adjustable
Rated surge voltage	4 kV
Rated impulse withstand voltage	300V
Overvoltage category	III (IEC 60664-1)

Accuracy

Base accuracy	≤5 %
Adjustment accuracy	±5 %
Repetition accuracy	≤2 %
Temperature influence	≤0.1 % / °C

Ambient conditions and general specifications

Ambient temperature IEC	-25 ... +55 °C (IEC 60068-1)
Storage temperature	-25 ... +70 °C
Transport temperature	-25 ... +70 °C
Relative humidity	15 ... 85% (IEC 60721-3-3) 3K3
Pollution degree	2, pollution level can be increased by installation in suitable enclosures (according to IEC 60664-1)

Logistics

Minimum Quantity	1
Tariff Number	85364900
EAN	9008662014565
Country of Origin	AT
Product Weight (g)	76.5

Available declarations / conformities

EAC	✓
CE	✓
REACH	Open document
WEEE	Open document
TSCA	Open document
RoHs	Open document
CMRT	Open document

CAD Files

STEP_E1_en.STEP	Download file

Media & drawings



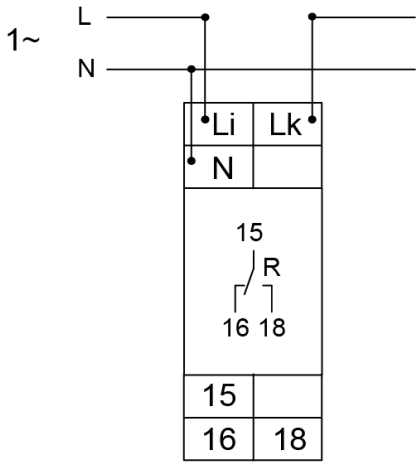

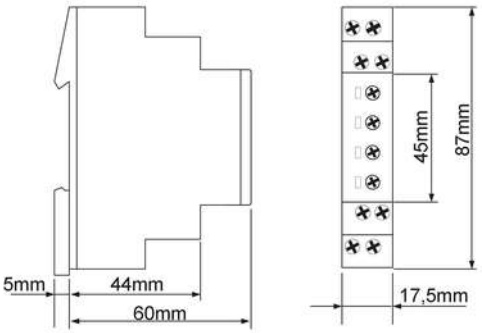

Dimensions

Tele Haase Steuergeräte Ges.m.b.H
Vorarlberger Allee 38
1230 Vienna
Austria

CALL US +43 / 1 / 614 74 - 0
ONLINE SUPPORT support@tele-haase.at

Changes and errors excepted