Your Expert Partner for **Human Machine Interfaces**

Actuator

Distribution by
Rs-online

61-1100.0



https://rs-online.eao.com/component/61-1100.0...

Your product:



61-1100.0
Actuator

MOUNTING

Mounting type:	Panel mounting

OPERATING-/INDICATION PART

Lens illumination:	Illuminated

MECHANICAL CHARACTERISTICS

Switching action:	Momentary
Mechanical lifetime:	According to DIN/IEC 60512-5-6 and EN/IEC 60947-5-1, 2 Mil. cycles of operation
Operating force:	3 N ... 5 N snap-action switching element, 3.5 ... 11 N slow-make switching element
Operating Travel:	3 mm
Tightening torque:	Max. 0.5 Nm
Weight:	0.004 kg

AMBIENT CONDITION

IP Protection:	IP40 rear side, according to EN IEC 60529, IP67 front side, according to EN IEC 60529
Operating temperature:	– 25 °C ... + 55 °C
Storage temperature:	– 40 °C ... + 85 °C

CERTIFICATE

REACH:	REACH compliant
RoHS:	RoHS compliant

OTHER

Short Description:	Actuator, Illuminated, Momentary
Housing colour:	Black
Housing material:	Plastic, according to UL 94 V0, self-extinguishing
Wiring diagrams:	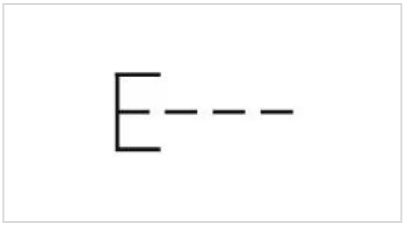
Mounting cut-outs:	

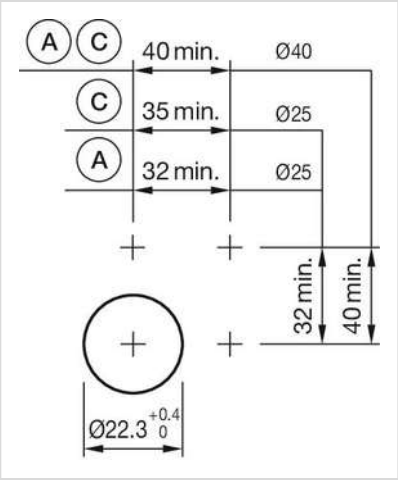

A = Solder/Plug-in terminal 2.8 mm x 0.5 mm
B = Solder terminal
C = Screw terminal

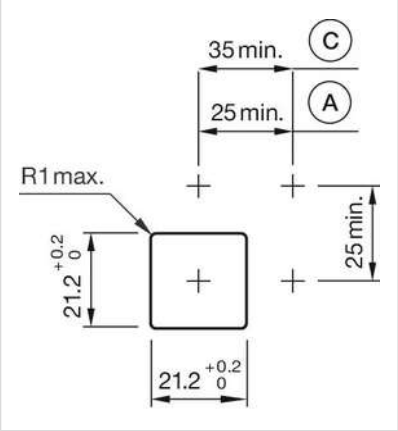

A = Solder/Plug-in terminal 2.8 mm x 0.5 mm
C = Screw terminal

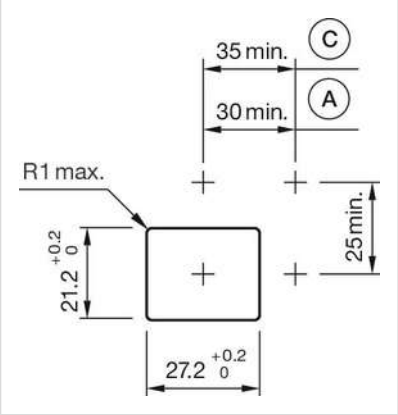

A = Solder/Plug-in terminal 2.8 mm x 0.5 mm
C = Screw terminal

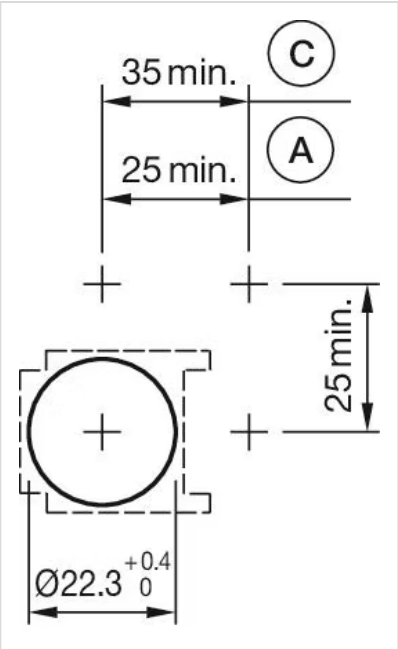

A = Solder/Plug-in terminal 2.8 mm x 0.5 mm
C = Screw terminal

Dimension drawings:

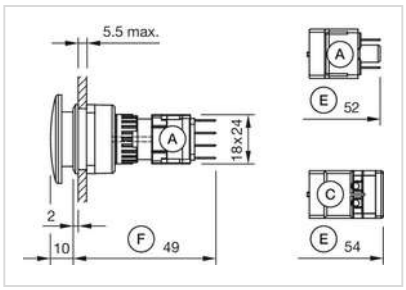

A = Plug-in terminal 2.8 mm x 0.5 mm
C = Screw terminal
E = Slow-make switching element
F = Snap-action switching element

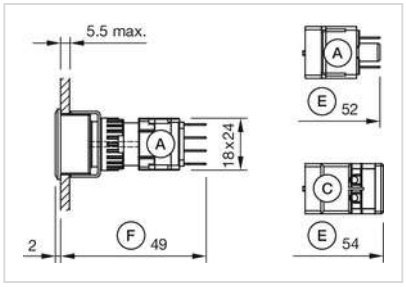

A = Plug-in terminal 2.8 mm x 0.5 mm
C = Screw terminal
E = Slow-make switching element
F = Snap-action switching element

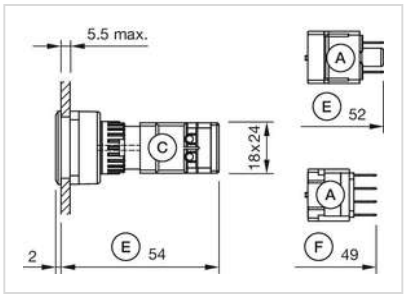

A = Plug-in terminal 2.8 mm x 0.5 mm
C = Screw terminal
E = Slow-make switching element
F = Snap-action switching element