Single-Ended Cordsets

BCC M428-0000-1A-133-PS0825-050
Order Code: BCC0LR4

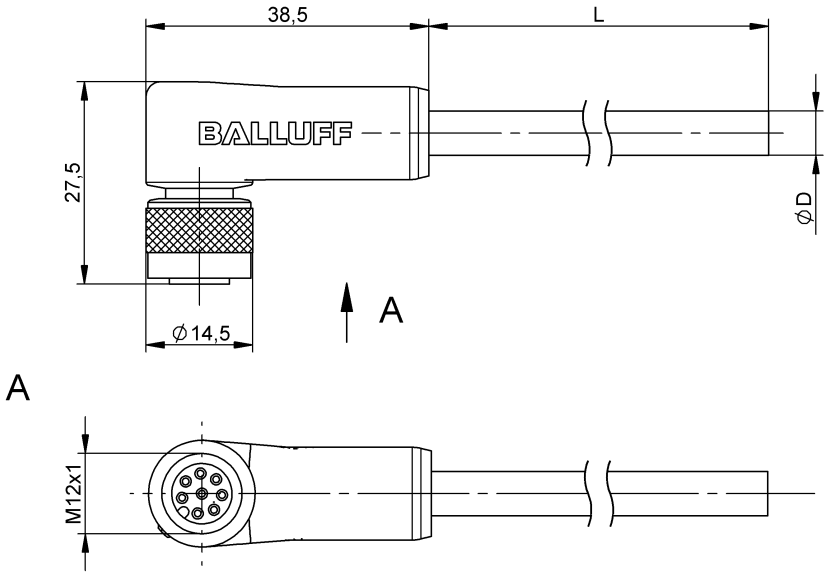

Basic features

Approval/Conformity	CE EAC WEEE

Electrical connection

Bending radius min., fixed cable	5 x D
Bending radius min., flexible cable	10 x D
Cable	PUR Shielded black, 5 m, drag chain compatible
Cable diameter D	6.00 mm ±0.15 mm
Cable, bending cycles min.	2 mil.
Conductor cross-section	0.25 mm²
Connection	M12x1-Female, angled, 8-pin, A-coded
Connector configuration	right-angle
Number of conductors	8
Number of pins	8
System	Molded

Electrical data

Conductor construction	4x2 twisted-pair
Operating voltage Ub	36 VDC / 30 VAC
Rated current (40 °C)	2.0 A

Environmental conditions

Ambient temperature	-25 °C...90 °C
Cable temperature, drag chain	-25...60 °C
Cable temperature, fixed routing	-50...80 °C
Cable temperature, flexible routing	-25...80 °C
IP rating	IP68

Material

Cable jacket material, note	Shielded
Cable jacket, material	PUR
Material contact carrier	PUR
Material contacts	Bronze
Material cover nut	Brass nickel-plated
Material grip	PUR

Mechanical data

Acceleration max., drag chain	5 m/s²
Cable jacket, color	black
Cable length L	5.00 m
Cable properties	drag chain compatible
Horizontal travel permitted, drag chain	5 m
Tightening torque pigtail	0.6 Nm
Traverse speed max., drag chain	200 m/min
Vertical travel permitted, drag chain	2 m

Remarks

Cable construction acc. to UL-AWM Style 20549
Halogen-free per DIN VDE 0472 Part 815

BCC M428-0000-1A-133-PS0825-050
Order Code: BCC0LR4

Silicone-free
Flame resistance per UL FT2
Enclosure rating per IEC 60529, only in screwed state with the associated mating piece.
360° on shield sleeve

Connector Drawings

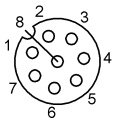

PIN 1: yellow
PIN 2: gray
PIN 3: pink
PIN 4: red
PIN 5: green
PIN 6: blue
PIN 7: brown
PIN 8: white

Wiring Diagrams

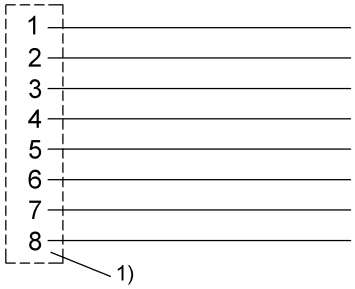

1) Shield on cover nut