Foot-switch (2 pedals) Protective guard UN

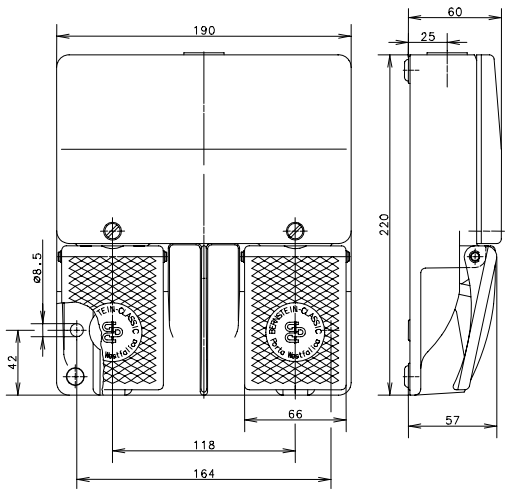

F2

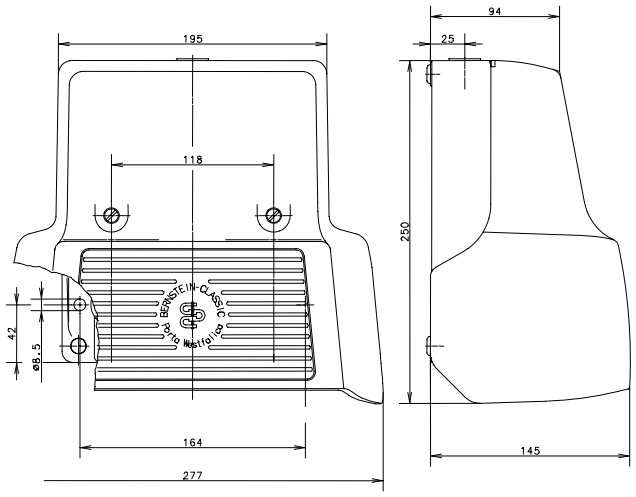

F2 (UN)

Standard

Left pedal (Switching symbol)	Right pedal (Switching symbol)	Contact type	F2 With cover	F2 With protective guard
U1Z 11 12 23 24 Slow-action contact	**U1Z** 11 12 23 24 Slow-action contact	2 N.C. 2 N.O. (Zb)	6062110013 F2-U1Z/U1Z with BG (see page 5)	6062610014 F2-U1Z/U1Z UN with BG (see page 5)
SU1Z 13 14 21 22 Snap-action contact	**SU1Z** 13 14 21 22 Snap-action contact	2 N.C. 2 N.O. (Zb)	6062330021 F2-SU1Z/SU1Z with BG (see page 5)	6062830022 F2-SU1Z/SU1Z UN with BG (see page 5)
U2Z 11 12 23 24 31 32 43 44 Slow-action contact	**U2Z** 11 12 23 24 31 32 43 44 Slow-action contact	4 N.C. 4 N.O. (Zb)	6062220015 F2-U2Z/U2Z with BG (see page 5)	6062720016 F2-U2Z/U2Z UN with BG (see page 5)
SU2Z 13 14 21 22 33 34 41 42 Snap-action contact	**SU2Z** 13 14 21 22 33 34 41 42 Snap-action contact	4 N.C. 4 N.O. (Zb)	--- ---	6062940066 F2-SU2Z/SU2Z UN with BG (see page 5)

This document will not become the contractual basis; the details included herein do not constitute any descriptions of expected conditions, so that warranties/claims for defects on account of possible variations of the actual qualities from the qualities described herein are explicitly excluded. All rights reserved. Specifications subject to change without notice!

Pressure point (D)

Left pedal (Switching symbol)	Right pedal (Switching symbol)	Contact type	F2 With cover	F2 With protective guard
SU1ZD 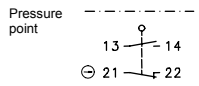 Snap-action contact	**SU1ZD** 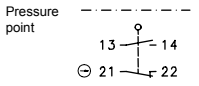 Snap-action contact	2 N.C. 2 N.O. (Zb)	--- ---	6062830417 F2-SU1ZD/SU1ZD UN with BG (see page 5)
U2ZD 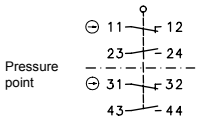 Slow-action contact	**U2ZD** 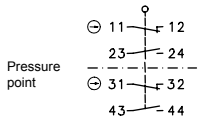 Slow-action contact	4 N.C. 4 N.O. (Zb)	6062220019 F2-U2ZD/U2ZD with BG (see page 5)	6062720020 F2-U2ZD/U2ZD UN with BG (see page 5)
U2ZD 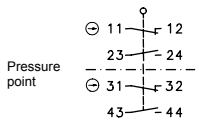 Slow-action contact	**U1Z** 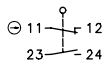 Slow-action contact	3 N.C. 3 N.O. (Zb)	--- ---	6062710376 F2-U2ZD/U1Z UN

This document will not become the contractual basis; the details included herein do not constitute any descriptions of expected conditions, so that warranties/claims for defects on account of possible variations of the actual qualities from the qualities described herein are explicitly excluded. All rights reserved. Specifications subject to change without notice!

Latch Contact (Y)

Left pedal (Switching symbol)	Right pedal (Switching symbol)	Contact type	F2 With cover	F2 With protective guard
U1ZY 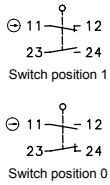 Slow-action contact	**U1ZY** 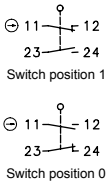 Slow-action contact	2 N.C. 2 N.O. (Zb)	6062110017 F2-U1ZY/U1ZY	6062610018 F2-U1ZY/U1ZY UN
U1ZY 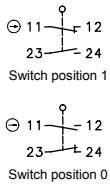 Slow-action contact	**U1Z** 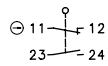 Slow-action contact	2 N.C. 2 N.O. (Zb)	6062110368 F2-U1ZY/U1Z	6062610047 F2-U1ZY/U1Z UN
U1Z 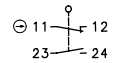 Slow-action contact	**U1ZY** 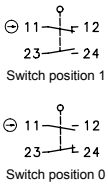 Slow-action contact	2 N.C. 2 N.O. (Zb)	--- ---	6062610078 F2-U1Z/U1ZY UN
SU1ZY 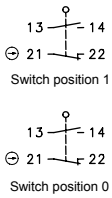 Snap-action contact	**SU1Z** 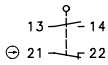 Snap-action contact	2 N.C. 2 N.O. (Zb)	6062330449 F2-SU1ZY/SU1Z	--- ---

Switch position 1: normally closed contact: closed, Make contact: open (self-holding contact)
Switch position 0: normally closed contact: open, Make contact: closed (self-holding contact)

This document will not become the contractual basis; the details included herein do not constitute any descriptions of expected conditions, so that warranties/claims for defects on account of possible variations of the actual qualities from the qualities described herein are explicitly excluded. All rights reserved. Specifications subject to change without notice!

Latch Contact (Y) / Pressure point (D)

Left pedal (Switching symbol)	Right pedal (Switching symbol)	Contact type	F2 With cover	F2 With protective guard
U1ZY 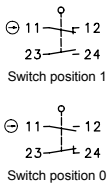 Slow-action contact	**U2ZD** 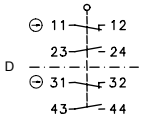 Slow-action contact	2 N.C. 2 N.O. (Zb)	--- ---	6062620111 F2-U1ZY/U2ZD UN

Switch position 1: normally closed contact: closed, Make contact: open (self-holding contact)
Switch position 0: normally closed contact: open, Make contact: closed (self-holding contact)

This document will not become the contractual basis; the details included herein do not constitute any descriptions of expected conditions, so that warranties/claims for defects on account of possible variations of the actual qualities from the qualities described herein are explicitly excluded. All rights reserved. Specifications subject to change without notice!

General data

Electrical data		
Rated insulation voltage	U_i	400 VAC
Conv. thermal current	I_{the}	10 A
Rated operational voltage	U_e	240 V
Utilization category		AC-15, U_e / I_e 240 V / 3 A
Zwangsöffnung	⊖	nach IEC/EN 60947-5-1, Anhang K (pedal stop)
Short-circuit protective device		Fuse 10 A gL/gG (slow-action contact)
		Fuse 2 A gL/gG (snap-action contact)
Protection class		I
Mechanical Data		
Enclosure		AL
Cover		AL
Protective guard (Accident protection cover UN)		AL
Actuator		Foot lever (PA)
Ambient air temperature		-30 °C … +80 °C
Operating force (standard)		≈ 10 N (pedal centre)
Mechanical life		10 x 10^6 switching cycles
Switching frequency		≤ 50/min
Assembly		2 x M8
Connection		Screw connections (M3,5)
Protection ground		2 x M4
Conductor cross-sections		Solid: 0,5 ... 1,5mm²
		Litz wire with ferrules: 0,5 ... 1,5mm²
Cable entry		1 x M20x1,5
Weight including cover		≈ 1,7 kg
Weight including protective guard		≈ 2,6 kg
Protection type		IP65 acc. to IEC/EN 60529
Standards		VDE 0660 T100, DIN EN 60947-1, IEC 60947-1
		VDE 0660 T200, DIN EN 60947-5-1, IEC 60947-5-1
EU Conformity		CE
Approvals		
		BG
		$_C$CSA$_{US}$ A300, Q300 (same polarity)

Notes

Tapped holes not in use must be closed with blind plugs. The degree of protection (IP code) specified applies only to a properly closed cover and in connection with the appropriate cable glands or blind plugs.

This document will not become the contractual basis; the details included herein do not constitute any descriptions of expected conditions, so that warranties/claims for defects on account of possible variations of the actual qualities from the qualities described herein are explicitly excluded. All rights reserved. Specifications subject to change without notice!