CATALOGUE

Flexible non-metallic conduit systems

Innovative and efficient cable protection solutions for critical applications



ABB Adaptaflex is a market-leading brand that can be found all over the world, offering flexible conduit systems. Over the last half a century, Adaptaflex has combined innovative design with dedicated manufacture, to offer customers one of the world's broadest ranges of cable protection solutions. With over 6000 products, including specialist metallic and non-metallic flexible conduit systems for the professional protection of cables, Adaptaflex can be used in critical power applications, data centers, equipment, buildings and infrastructures.

Table of contents

004–007	**Introduction**
008–013	**Markets**
014–029	**Flexible non-metallic conduit systems** Quick Selection Tool Hi-Spec Overbraided High Performance PEEK Polypropilene Polyamide PA12 Polyester Polyamide PA6
030–033	**Corrosion resistant composite PC fittings**
034–051	**Adaptalok ATS IP69 fittings**
052–063	**Adaptalok AL IP 66 fittings**
064–067	**Adaptaseal fittings**
068–069	**Adaptaring fittings**
070–077	**PVCu conduit systems**
078–083	**Accessories**
084	**Convenience packs**
085	**Tools**
086–093	**Technical Section**
094	**Appendix**

Introduction
Company overview

Adaptaflex flexible conduit systems are used to protect critical power and data cabling. Established in 1972, Adaptaflex has developed into a leading player within the flexible conduit market.

Adaptaflex is a market-leading flexible conduit system brand that can be found all over the world. Combining innovative design with dedicated manufacture it offers customers one of the world's broadest ranges of cable protection products and solutions. With a choice of over 6000 products the range covers metallic and non-metallic flexible conduit systems for the protection of critical power and data cable.

The system solutions from Adaptaflex need to perform in a wide variety of environments, from high temperature to freezing conditions. The products are designed and tested to withstand constant vibrations, water ingress and offer corrosion and chemical resistance. Products are available in many different materials, including halogen free, low smoke and low toxicity materials. An extensive range of engineered solutions are designed to withstand the rigours of some of the most technically-demanding markets. So whatever your project involves, our experience will provide the answer, helping you to specify the correct flexible conduit system.

Markets and industries
Adaptaflex flexible conduit systems are used to protect critical power and data cabling throughout a wide range of markets including:

- Commercial contracting
- Machinery
- Rail/Infrastructure
- Marine
- Mechanical
- Security/CCTV
- Data cabling
- Critical power

Our products are designed and engineered to meet a variety of market application requirements, providing product innovation that saves installation and component costs, improves quality and delivers integrity in the end product.



Introduction
Quality approvals & third party testing

Quality approvals

The company's commitment to independent testing across a wide range of applications has led to an impressive range of certifications and quality approvals:

- BSI Kitemark
- BS EN ISO14001 Environmental standard
- IEC 61386 Conduit standard covering the performance characteristics of flexible conduits
- ISO 60529 IP69 Rated, standard with its Adaptalok range of non metallic fittings
- Offer non-metallic conduit that is fully compliant to the new dual listed UL 1696 standard. Required for any equipment destined for export to the USA and Canada
- The Hi-Spec PEEK range, designed for the most demanding electrical applications in rail infrastructure, underground and public buildings, is the only non-metallic flexible conduit system fully compliant with both BS 6853 Class 1A requirement and LUL engineering standard 1-085

Industry standards
As one of the world's leading flexible conduit system manufacturers, Adaptaflex has achieved many international approvals, for our manufacturing as well as our product ranges.

Adaptaflex are able to use our experience and knowledge to ensure safety and quality levels are maintained now and in the future.

Third party testing & approvals

IEC61386 Performance classification standard
Adaptaflex has achieved third party accreditation to the IEC61386 Standard from the British Standards Institution (BSI). IEC61386 conformance guarantees that products meet performance specifications for fatigue life, operating temperature, non-flame propagation, IP ratings amongst other criteria.

BSI Kitemark
Adaptaflex manufacture to third party accreditation through the BSI Kitemark scheme. The Kitemark is one of the world's premier symbols of trust, integrity and quality. Manufacturers with the Kitemark are an elite club of some of the world's best companies being annually tested to ensure continued compliance. Having the Kitemark associated with our products illustrates that we have satisfied the most rigorous of quality processes.

ISO9001 Quality standard
Adaptaflex conform to ISO 9001:2000, the internationally recognised standard for Quality Management Systems. This standard reflects the procedures and management processes throughout the whole of the company.

ISO14001 and ISO45001 Environmental standard
Adaptaflex solutions are designed with consideration for future recyclability and disposal with minimum impact on the environment at the end of product lifecycle. At present materials currently used for most of our conduits, fittings and accessories are recyclable if disposed of in line with current regulations, keeping the materials separate. Standard packaging materials are fully recyclable.

Customer support
All our products are backed up by a full technical support team, sales teams, customer care team and in-house marketing specialists. All dedicated teams working together to ensure that you have the best support in the market place.

Flexible non-metallic conduit systems Introduction

Adaptaflex have more than 20 different types of non-metallic conduit systems, all providing different technical properties for your cable management applications.

The popular and easy-to-fit Adaptalok system delivers a range of conduits and fittings, specifically designed to maintain system integrity. Fitting types are available in straight, 90°, 45°, with metric, PG, PF, & NPT threads.

We are proud of our best-in-class Adaptalok ATS™ fitting, a unique and innovative solution in flexible conduit systems.

Advantages of non-metallic:

- No corrosion
- Wide variety of fittings - much larger solution choice
- Quicker to install (cut & assemble fittings)
- Lighter in weight compared with metallics
- Better fatigue life
- No memory in case of impact (return to shape)

Most of our conduit systems have industry recognised approvals including British Kitemark, CE Approval, UL 1696, NF, LUL and DIN amongst others.



Flexible non-metallic conduit systems
Introduction to Adaptalok ATS™

Adaptalok ATS™ represents a unique and innovative solution in flexible conduit systems. Until now, manufacturers have produced fittings and seals separately, and assembled them together, or had the customer assemble them. This increases assembly time and introduces the possibility for errors.

Adaptalok ATS™ uses a sophisticated moulding process to mould an internal conduit seal and a face seal washer. This makes installation times very fast, and extremely reliable, because the seals cannot be left out. The conduit system also benefits from the highest IP rating possible.

Additional key features:
- Nylon 66 body
- Lighter in weight
- Quicker to install (cut & assemble fittings)
- Wide variety of fittings - much larger solution choice
- Better fatigue life
- Return to shape

Integral face seal washer
Guaranteed fit, cannot be lost or fitted incorrectly. No assembly.

High visibility elastomer
3 visible confirmation points.

Internal elastomer conduit seal
Guaranteed fit, cannot be lost or fitted incorrectly. No assembly & protects cables.





Visual fitting guides – Highly visible elastomer markings on lugs, aids correct fitment.

Conduit data – Conduit size clearly indicated on fitting.

Thread data – Thread size clearly indicated on fitting thread

Proven clip design – Pitch independent, ensures secure fitment to coarse & fine pitch conduits.

Markets
Power, energy and renewables

Overview
Adaptaflex offers a range of products suited for these markets, providing abrasion, impact and corrosion resistance and ingress protection.

Additionally, the Adaptaflex portfolio consists of a range of high specification systems, including braided EMI screen options.

Adaptaflex Applications Engineers count on a breadth of experience gained internationally across all different market sectors.

A bespoke design service and expert technical knowledge guarantees that Adaptaflex will find the perfect product solution for your application.

Standards, approvals and certifications
Adaptaflex products are approved by a range of recognised industry standards including:
- BSI Kitemark to IEC61386
- CE marked to the Low Voltage Directive
- Fully compliant to BS7671 Wiring Regulations code of practice
- UL/CSA
- UR



Systems recommendations:
- PA conduits (pages 26-28)
- Overbraided conduit (pages 19-20)
- ATS Fittings (pages 34-51)

Markets
Construction and telecommunications

Overview
In these environments there are ever increasing demands not only for quicker and easier to install solutions, but also for increased safety and technical performances to meet the specific needs of municipal buildings. The ability to offer product ranges with enhanced low fire hazard properties for safety, or overbraiding for security and EMI shielding. Where exposed interiors call for design consideration, there is also a choice of conduit in different colours such as white, or different materials such as stainless steel to complement interior styling – Adaptaflex have a range to suit.

Typical applications:
- Office buildings
- Schools
- Hospitals (EMC)
- Retail developments
- Leisure complexes / Sports stadiums

Standards, approvals and certifications
Adaptaflex products are approved by a range of recognised industry standards including:
- BSI Kitemark to IEC61386
- CE marked to the Low Voltage Directive
- Fully compliant to BS7671 Wiring Regulations code of practice

KM35161

LOW VOLTAGE DIRECTIVE

Systems recommendations:
- Low fire hazard PA conduits (page 26-28)
- Peek extreme temperatures conduit (pages 19-20, 22)
- ATS Fittings (pages 34-51)
- PK metallic fittings for Peek conduit (page 21-22)



Markets
Transport and rail infrastructure

Overview
For more than 30 years we have worked with the foremost manufacturers and suppliers of public transportation systems throughout the world. We understand not just the standards that you need to work to, but also the industry issues that you face including your customer service delivery expectations.

Our systems need to perform in a wide variety of environments - from extreme high temperatures to freezing subzero conditions. Our products can withstand constant vibrations, water ingress, offer corrosion resistance and are available in halogen free, low smoke and low toxicity materials. If your project involves rail stations, infrastructure, signalling, tunnels, surveillance or data and information systems our experience will provide the answer helping you to specify the correct flexible conduit system.

Typical applications:
- Infrastructure projects – stations, tunnels, signalling
- Low fire hazard systems
- Exposed locations
- High impact resistance, low temperature flexing
- EMC Protection for safety critical systems
- OEM packages

Standards, approvals and certifications
Adaptaflex products are approved by a range of recognised industry standards including:
- LUL 1-085
- NF F 16-101/102
- NFPA130
- Deutsche Bahn (DIN 5510)
- BS6853
- Siemens Transportation
- BSI Kitemark to IEC61386
- CE marked to the Low Voltage Directive
- EN 45545-2

DIN SIEMENS UNDERGROUND

KM35161 LOW VOLTAGE DIRECTIVE

Systems recommendations:
- PA conduits (pages 26-28)
- PR enhanced low fire hazard conduit (page 25)
- PF conduit (page 24)
- PK conduits (page 22)
- CP conduit systems (page 25)
- Overbraided conduits (pages 19-20)
- IP66/67/68/69 Adaptalok/ATS Fittings (pages 34-51)



Markets

Machine building OEMs and factory automation

Overview

This market is driven by the needs to meet the best in lean manufacturing. To achieve this every piece of equipment in this sector is pushed for greater efficiency by working more intensely and faster. As a result any conduit installed in these applications will need to provide excellent mechanical strength, flexibility and abrasion resistance, in order to supply the best possible solution to provide protection along the entire length of all the moving parts.

In this hardworking environment of both dynamic and static applications, it is essential that any cable management products continue to deliver performance in areas where resistance to oils and chemicals is paramount. Any downtime in manufacturing can be very costly so products that can offer high ingress protection are fundamental - Adaptaflex can offer a wide range of solutions to meet all of these needs.

Typical applications:

- Metal cutting and fabrication
- Milling machines
- Hoists
- Cranes
- Lifts
- Escalators

Standards, approvals and certifications

Adaptaflex products are approved by a range of recognised industry standards including:

- BSI Kitemark to IEC61386
- CE marked to the Low Voltage Directive
- Fully compliant to BS7671 Wiring Regulations code of practice
- UL/UR
- CSA

KM35161

LOW VOLTAGE DIRECTIVE

Systems recommendations:

- PA conduits (pages 26-28)
- Overbraided conduits (pages 19-20)
- ATS Fittings (pages 34-51)
- AL fittings (pages 53-64)



Markets
Marine industry

Overview
Safety and reliability are vital considerations within one of the harshest operational environments to be found. Products specified and installed within this sector have to face the particularly damaging effects from the wind, wave and salt spray conditions in exposed areas. Whilst this demands for the most robust of products, it also calls for solutions where vibration and temperature extremes add to the challenge.

Adaptaflex offer a broad range of solutions to suit this sector, with system properties that include resistance to abrasion, impact, corrosion and chemicals, as well as long service life and low fire hazard properties. Utilising Adaptalok sealing systems also offers ingress protection, particularly valuable in pressure washing applications, with our specialist insert seal raising the IP66 to IP67/68/69.

Typical applications:
- Ship/Boat engine rooms
- Ship and dock yards
- Leisure boats and cruisers
- Marina developments
- Ocean-going craft

Standards, approvals and certifications
Adaptaflex products are approved by a range of recognised industry standards including:
- UR
- BSI Kitemark to IEC61386
- CE marked to the Low Voltage Directive

KM35161

LOW VOLTAGE DIRECTIVE

Systems recommendations:
- PA conduits (pages 26-28)
- PR conduit (page 25)
- Adaptaseal systems (pages 66-68)
- AL fittings (pages 53-64)
- IP66/67/68/69 Adaptalok ATS™ Fittings (pages 34-51)






ICT-1

Adaptaflex flexible non-metallic conduits

Systems part number codes structure

For part number explanation only, not to be used as a configuration tool.

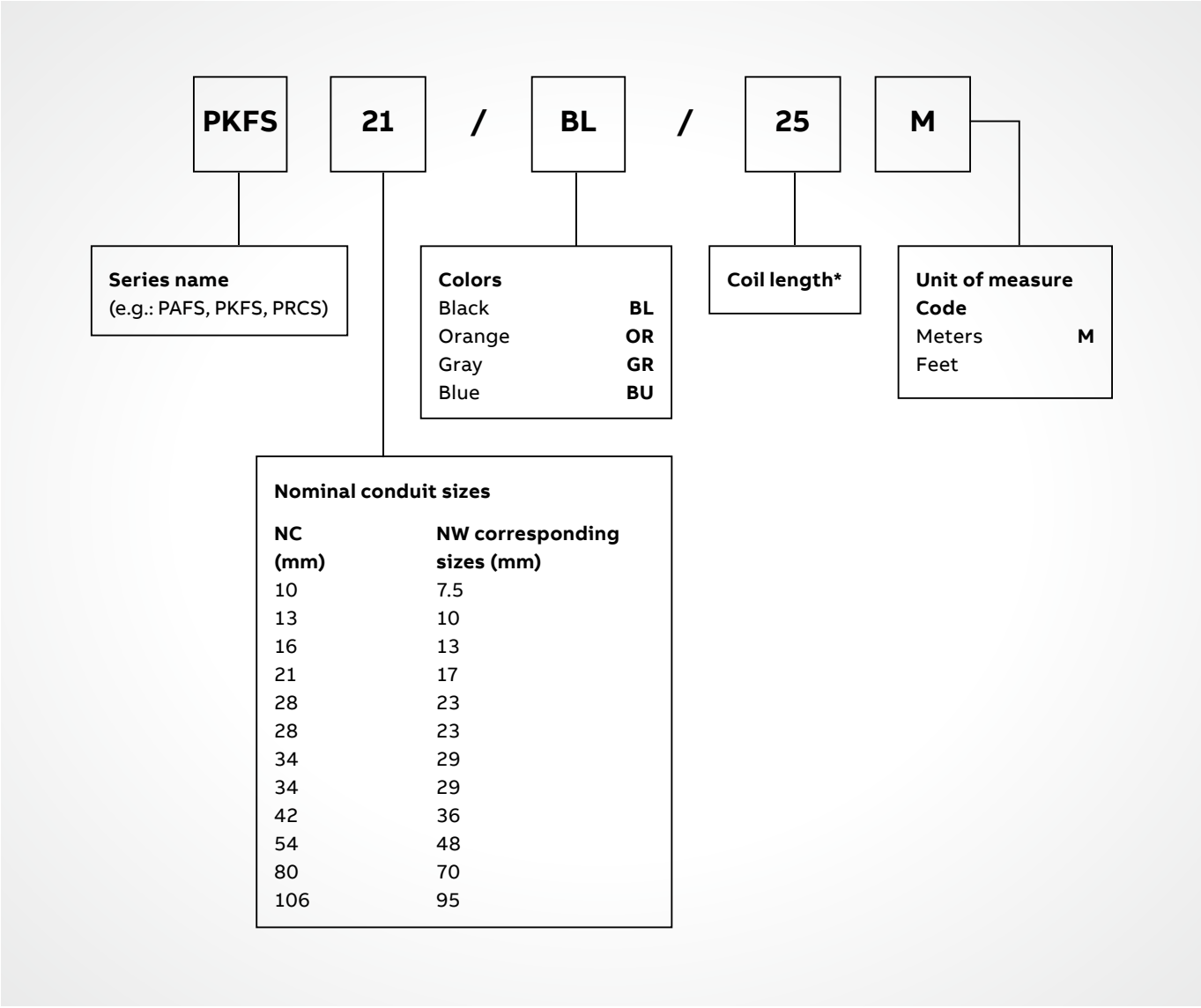

—
Products variations are available on request, subject to MOQ .

Non-metallic conduit systems

Quick selection guide



Product selection guide

Type	Pitch	Type PKTC	Type PKSS	Type PRTC	Type PRSS	Type PK	Type PP	Type PF	Type PF
Part number	Fine	PKFSTC	PKFSSS	PRFSTC	PRFSSS	PKFS	PPFM	PFFH	PFFS
	Coarse	PKCSTC	PKCSSS	PRCSTC	PRCSSS	PKCS		PFCH	PFCS
Conduit weight		Standard weight	Standard weight	Standard weight	Standard weight	Standard weight	Medium weight	Heavy weight	Standard weight
Conduit material		PK	PK	PA6	PA6	PK	PP	PA12	PA12
Covering/overbraid		Tinned copper	Stainless steel	Tinned copper	Stainless steel	–	–	–	–
		EMI Screen				Extreme Temp Radiation Res	Chemical Resistant	Low Smoke and High Fire Performance	
Conduit colour									
Black (BL)		–	–	–	–	■	■	■	■
Grey (GR)		–	–	–	–	–	–	–	–
White (W)		–	–	–	–	–	–	–	–
IP rating (with appropriate fitting)									
IP40		–	–	–	–	–	■	–	–
IP65		–	–	–	–	–	–	–	–
IP66		■	■	■	■	■	■	■	■
IP67		■	■	■	■	■	■	■	■
P68		–	–	–	–	–	■	■	■
P69		–	–	–	–	–	–	■	■

Characteristics

Temperature range								
Static applications (°C)	-60 to +260	-60 to +260	-40 to +120	-40 to +120	-60 to +260	-20 to +90	-50 to +110	-50 to +110
Moving applications (°C)	-45 to +260	-45 to +260	-5 to +120	-5 to +120	-45 to +260	-5 to +105	-45 to +120	-45 to +120
UV resistance	Very high	Very high	Very high	Very high	Very high	Medium	Very high	Very high
Flexibility	High	High	High	High	High	High	High	Very high
Fatigue life	High	High	Medium	Medium	High	Medium	High	Very high
Low fire hazard	Super	Super	Enhanced	Enhanced	Super	–	Standard	Standard
Halogen free	■	■	■	■	■	■	■	■
Self extinguishing	■	■	■	■	■	–	■	■
EMI screen	High	Standard	High	Standard	–	–	–	–
High mechanical strength	■	■	■	■	–	–	–	–
High abrasion resistance	■	■	■	■	■	–	■	■
Approvals								
BSI Kitemark	■	■	■	■	■	–	■	■
CE	■	■	■	■	■	■	■	■
UL / CSA	–	–	–	–	–	–	■	■
DIN 5510-2	■	■	■	■	■	–	■	■
NF F	■	■	■	■	■	–	■	■
LUL 1-085	■	■	■	■	■	–	–	–
UNI CEI 11170	–	–	–	–	–	–	■	■
EN45545-2 to HL2	–	–	–	–	–	–	■	■
EN45545-2 to HL3	–	–	–	–	–	–	–	–
Page No.	19	19	20	20	22	23	24	24



Type PR	Type CP	Type PA	Type PA	Type PAL	Type PA	Type KF	Type KF	Type KF	Type RF	Type XF
PRFS	CPFM	PAFH	PAFS	PAFL	PAFL-S	KFM	KFS	KFL	RF	XF
PRCS	CPCM	PACH	PACS	PACL	PACL-S					
Standard weight	Medium weight	Heavy weight	Standard weight	Light weight	Light weight slit	Medium weight	Standard weight	Light weight	Standard weight	Standard weight
PA6	CPe	PA6	PA6	PA6	PA6	PVCu	PVCu	PVCu	PVC	PVC
–	–	–	–	–	–	–	–	–	Plasticised PVC	Plasticised PVC
	High and Low Temp	General purpose		Easy maintenance			Self Estinguishing			
■	■	■	■	■	■	■	–	–	■	■
–	–	■	■	■	–	–	–	■	■	–
–	–	–	–	–	–	–	■	–	–	–
■	■	■	■	■	–	■	■	■	–	–
–	■	–	–	–	–	■	■	■	–	■
■	■	■	■	■	–	–	–	–	–	–
■	■	■	■	■	–	–	–	–	■	-
■	■	■	■	■	–	–	–	–	–	–
■	■	–	■	–	–	–	–	–	–	–
-40 to +120	-50 to +135	-40 to +120	-40 to +120	-40 to +120	-40 to +120	-5 to +60	-5 to +60	-5 to +60	-5 to +60	-20 to +60
-5 to +120	-25 to +150	-25 to +150	-25 to +150	-5 to +120	-5 to +120	-5 to +60	-5 to +60	-5 to +60	-5 to +60	-5 to +60
Very high	Very high	Very high	Very high	Very high	Very high	High	High	High	High	High
High	Very high	Medium	High	High	High	Pliable	Pliable	Pliable	Medium	Medium
Medium	Very high	Medium	High	High	High	Low	Low	Low	Medium	Medium
Enhanced	Standard	Standard	Standard	Standard	–	–	–	–	–	–
■	■	■	■	■	■	–	–	–	–	–
■	■	■	■	■	■	■	■	■	■	■
–	–	–	–	–	–	–	–	–	–	–
–	–	–	–	–	–	–	–	–	–	–
■	–	■	■	–	–	–	–	–	–	–
■	■	■	■	■	■	■	■	■	–	–
■	■	■	■	■	■	■	■	■	–	–
–	–	■	■	–	–	–	–	–	–	–
■	–	■	■	–	■	–	–	–	–	–
■	■	■	■	–	–	–	–	–	–	–
■	–	–	–	–	–	–	–	–	–	–
–	–	–	–	–	–	–	–	–	–	–
■	–	–	–	–	–	–	–	–	–	–
■	–	–	–	–	–	–	–	–	–	–
25	25	26	27	28	28	71	71	71	76	74

PEEK hi-spec flexible conduit system
Type “PK”

A unique new range of very high performance non-metallic flexible conduits, providing excellent chemical resistance and superior mechanical properties, often under extreme temperatures.

—
01 PK Tyoe A fitting fitting – fixed external male thread / Polyetherketone Type PK conduit

For over 40 years Adaptaflex has been manufacturing flexible conduit systems in the UK, and is now a market-leading supplier in its field. This new product range demonstrates the continuing market-led development policy.

Application
PK conduits are manufactured from the specialist polymer PEEK, which can be used in the most demanding applications, where excellent mechanical, thermal and chemical properties are required, often in extreme temperatures. PEEK conduits are ideal for applications such as offshore oil & gas, nuclear, marine, military, petrochemical, heat treatment, aerospace and railways.

PEEK conduits are used with Type PK or Type PBF brass nickel plated fittings.

Features
- Manufactured from PEEK specialist polymer
- Extreme temperature range -60°C to +260°C
- Lowest smoke and toxicity of any thermoplastic
- UL94 V0 flammability rating
- Superior mechanical strength allied to light weight
- London Underground (LUL) approved
- Material is FDA approved
- Uncovered and braided versions
- EMI screening in braided versions

Benefits
- Excellent chemical, thermal and mechanical properties
- Radiation resistant (2000 Mrads)
- Zero halogen, nitrogen, sulphur and phosphorus
- Ideal for applications where weight is a consideration
- Abrasion resistance
- Very low heat release

—
01



Abrasion Resistant and EMI screening non-metallic conduit systems

Type PKTC & PKSS - Hi-Spec conduits

Type PKTC - Hi-Spec

High specification, high EMI screening conduit / Materials: Polyetherketone conduit, tinned copper overbraid



Part no.	Nominal conduit size (mm)	NW conduit size (mm)	Conduit pitch	Outside diameter (mm)	Inside diameter (mm)	Min. bend radius (mm)	Reel length (m)
PKFSTC13/BL/25M	13	10	Fine	14.1	10.0	35	25
PKFSTC16/BL/25M	16	13	Fine	17.2	11.7	45	25
PKFSTC21/BL/25M	21	17	Fine	23.6	16.6	60	25
PKCSTC28/BL/25M	28	23	Coarse	30.0	21.7	65	25
PKCSTC34/BL/25M	34	29	Coarse	36.0	27.7	80	25

If interested in different coil lengths, do not hesitate to inquire

Approvals

KM35161 · CE LOW VOLTAGE DIRECTIVE · DIN · UNDERGROUND · NF · RoHS COMPLIANT

IP rating	Appropriate fitting
For use with: Hi-Spec Type A & B	
IP66	Hi-Spec Type A & B
IP67	Hi-Spec Type A & B

Temperature range
Static applications: -60°C to +260°C
Moving applications: -45°C to +260°C
Flexibility & fatigue life
High flexibility – High fatigue life
Fire performance & EMI screen
Self extinguishing
Halogen free

UV resistance

Very high

SLFH · SUPER LOW FIRE HAZARD · HIGH · EMI SCREEN

Type PKSS - Hi-Spec

High specification, standard EMI screening conduit / Materials: Polyetherketone conduit, stainless steel overbraid



Part no.	Nominal conduit size (mm)	NW conduit size (mm)	Conduit pitch	Outside diameter (mm)	Inside diameter (mm)	Min. bend radius (mm)	Reel length (m)
PKFSSS13/BL/25M	13	10	Fine	14.1	10.0	45	25
PKFSSS16/BL/50M	16	13	Fine	17.2	11.7	55	50
PKFSSS21/BL/50M	21	17	Fine	23.6	16.6	70	50
PKCSSS28/BL/50M	28	23	Coarse	30.0	21.7	85	50
PKCSSS34/BL/25M	34	29	Coarse	36.0	27.7	100	25

If interested in different coil lengths, do not hesitate to inquire

Approvals

KM35161 · CE LOW VOLTAGE DIRECTIVE · DIN · UNDERGROUND · NF · RoHS COMPLIANT

IP rating	Appropriate fitting
For use with: Hi-Spec Type A & B	
IP66	Hi-Spec Type A & B
IP67	Hi-Spec Type A & B

Temperature range
Static applications: -60°C to +260°C
Moving applications: -45°C to +260°C
Flexibility & fatigue life
High flexibility – High fatigue life
Fire performance & EMI screen
Self extinguishing
Halogen free

UV resistance

Very high

SLFH · SUPER LOW FIRE HAZARD · STANDARD · EMI SCREEN

Abrasion Resistant and EMI screening non-metallic conduit systems

Type PRTC & PRSS - Hi-Spec conduits

Type PRTC - Hi-Spec

High specification, high EMI screening conduit / Materials: Polyetherketone conduit, tinned copper overbraid



Part no.	Nominal conduit size (mm)	NW conduit size (mm)	Conduit pitch	Outside diameter (mm)	Inside diameter (mm)	Min. bend radius (mm)	Reel length (m)
PRFSTC16/BL/50M	16	13	Fine	17.2	11.7	35	50
PRFSTC21/BL/50M	21	17	Fine	23.6	16.6	45	50
PRCSTC28/BL/50M	28	23	Coarse	30.0	21.7	50	50
PRCSTC34/BL/50M	34	29	Coarse	36.0	27.7	60	50
PRCSTC42/BL/25M	42	36	Coarse	43.5	35.1	65	25
PRCSTC54/BL/25M	54	48	Coarse	56.5	46.6	75	25

If interested in different coil lengths, do not hesitate to inquire

Approvals	IP rating	Appropriate fitting	Temperature range	UV resistance
	For use with: Hi-Spec Type A & B		Static applications: -40°C to +120°C	Very high
	IP66	Hi-Spec Type A & B	Moving applications: -5°C to +120°C	
	IP67	Hi-Spec Type A & B	**Flexibility & fatigue life**	
			High flexibility – Medium fatigue life	
			Fire performance & EMI screen	
			Self extinguishing	

Type PRSS - Hi-Spec

High specification, standard EMI screening conduit / Materials: Polyetherketone conduit, stainless steel overbraid



Part no.	Nominal conduit size (mm)	NW conduit size (mm)	Conduit pitch	Outside diameter (mm)	Inside diameter (mm)	Min. bend radius (mm)	Reel length (m)
PRFSSS16/BL/50M	16	13	Fine	17.2	11.7	35	50
PRFSSS21/BL/50M	21	17	Fine	23.6	16.6	45	50
PRCSSS28/BL/50M	28	23	Coarse	30.0	21.7	55	50
PRCSSS34/BL/50M	34	29	Coarse	36.0	27.7	70	50
PRCSSS42/25M	42	36	Coarse	43.5	35.1	85	25
PRCSSS54/25M	54	48	Coarse	56.5	46.6	110	25

If interested in different coil lengths, do not hesitate to inquire

Approvals	IP rating	Appropriate fitting	Temperature range	UV resistance
	For use with: Hi-Spec Type A & B		Static applications: -40°C to +120°C	Very high
	IP66	Hi-Spec Type A & B	Moving applications: -5°C to +120°C	
	IP67	Hi-Spec Type A & B	**Flexibility & fatigue life**	
			High flexibility – Medium fatigue life	
			Fire performance & EMI screen	
			Self extinguishing	

Non-metallic conduit systems

Hi-Spec Fittings for overbraided PKTC, PKSS, PRTC & PRSS solutions

PB Type A - Hi-Spec fitting

Straight fitting - Fixed external male thread / Materials: Nickel plated brass



Part no.	Nominal conduit size (mm)	Metric thread
PBF13/M16/A	13	M16
PBF16/M16/A	16	M16
PBF21/M20/A	21	M20
PBC28/M25/A	28	M25
PBC34/M32/A	34	M32
PBC42/M40/A	42	M40

For insertion into knockouts using a locknut

Approvals

KM35161

IP rating — **Appropriate fitting**

For use with: Hi-Spec Type PKTC / PKSS / PRTC / PRSS

IP66	Yes
IP67	Yes

Temperature range

Static applications: -60°C to +260°C

Moving applications: -45°C to +250°C

Fire performance & EMI screen

INHERENT ILFH LOW FIRE HAZARD

PB Type B - Hi-Spec fitting

Straight fitting - Swivel external male thread / Materials: Nickel plated brass



Part no.	Nominal conduit size (mm)	Nominal dimensions (mm)		Metric thread
		Outer Ø	Length	
PBF13/M16/B	13	30.5	50.0	M16
PBF16/M16/B	16	33.0	57.1	M16
PBF21/M20/B	21	39.0	59.1	M20
PBC28/M25/B	28	49.0	70.0	M25
PBC34/M32/B	34	55.0	75.0	M32
PBC42/M40/B	42	77.0	90.0	M40
PBC54/M50/B	54	90.0	92.0	M50

For insertion into threaded entries & knockouts

Approvals

KM35161

IP rating — **Appropriate fitting**

For use with: Hi-Spec Type PKTC / PKSS / PRTC / PRSS

IP66	Yes
IP67	Yes

Temperature range

Static applications: -60°C to +260°C

Moving applications: -45°C to +260°C

Fire performance & EMI screen

INHERENT ILFH LOW FIRE HAZARD

PEEK hi-spec non-metallic conduit systems

Type PK conduits and fittings

Polyetherketone Type PK conduit

High specification conduit / Materials: Polyetherketone / Colour: Black (BL) only



Part no.	Nominal conduit size (mm)	NW conduit size (mm)	Conduit pitch	Outside diameter (mm)	Inside diameter (mm)	Min. bend radius (mm)	Reel length (m)
PKFS13/BL/50M	13	10	Fine	13.2	10.0	35	50
PKFS16/BL/50M	16	13	Fine	16.3	11.7	45	50
PKFS21/BL/50M	21	17	Fine	21.2	16.6	60	50
PKCS28/BL/50M	28	23	Coarse	28.4	21.7	65	50
PKCS34/BL/50M	34	29	Coarse	34.3	27.7	80	50

If interested in different coil lengths, do not hesitate to inquire

Approvals

KM35161 · CE Low Voltage Directive · DIN · Underground · NF · RoHS Compliant

IP rating	Appropriate fitting
For use with: Peek Type A	
IP66	Peek Type A; ATS fittings can be used to ATS operating temperature
IP67	Peek Type A; ATS fittings can be used to ATS operating temperatures
IP68	ATS fittings can be used to ATS operating temperatures
IP69	ATS fittings can be used to ATS operating temperatures

Temperature range
Static applications: -60°C to +260°C
Moving applications: -45°C to +260°C
Flexibility & fatigue life
Medium flexibility – Medium fatigue life
Fire performance & EMI screen
Self extinguishing
Halogen free

UV resistance

Very high

SLFH – Super Low Fire Hazard

PK Type A fitting

Straight fitting - Fixed external male thread / Materials: Nickel plated brass & silicone



Part no.	Nominal conduit size (mm)	Metric thread
PK13/M16/A	13	M16
PK16/M16/A	16	M16
PK21/M20/A	21	M20
PK28/M25/A	28	M25
PK34/M32/A	34	M32

For insertion into knockouts using a locknut. Locknut supplied separately

Approvals

KM35161 · CE Low Voltage Directive · DIN · Underground · NF · RoHS Compliant

IP rating	Appropriate fitting
For use with: Peek Type PK	
IP66	Peek Type A
IP67	Peek Type A

Temperature range
Static applications: -60°C to +260°C
Moving applications: -45°C to +260°C
Fire performance & EMI screen

UV resistance

Very high

ILFH – Inherent Low Fire Hazard

Polypropylene non-metallic conduit systems

Type PP & conduit & Type PPA fitting

The efficient non-metallic flexible conduits, manufactured from Polypropylene, providing excellent weather and chemical resistance, being the solution against inorganic acids, polyhydric alcohols, neutral and basic salts.

Polypropylene Type PP conduit

Medium weight conduit / Materials: Polypropylene / Colour: Black (BL) only



Part no.	Nominal conduit size (mm)	NW conduit size (mm)	Outside diameter (mm)	Inside diameter (mm)	Min. bend radius (mm)	Reel length (m)
PPFM13/BL/50M	13	10	13.0	9.8	25	50
PPFM16/BL/50M	16	13	15.8	12.1	35	50
PPFM21/BL/50M	21	17	21.2	16.8	40	50
PPFM28/BL/50M	28	23	28.5	23.1	60	50
PPFM34/BL/25M	34	29	34.5	29.1	50	25

If interested in different coil lengths, do not hesitate to inquire

Approvals	IP rating	Appropriate fitting	Temperature range	UV resistance
	For use with: Polypropylene Type PPA		Static applications: -20°C to +90°C	Medium
	IP66	Polypropylene Type PPA	Moving applications: -5°C to +105°C	
			Flexibility & fatigue life	
			High flexibility - Medium fatigue life	

Polypropylene Type PPA fitting

Straight fitting - Fixed external male thread / Materials: Polypropylene / Colour: Black (BL) only



Part no.	Nominal conduit size (mm)	Metric thread
AL13/M16/PPA/BL	13	M16
AL16/M16/PPA/BL	16	M16
AL21/M20/PPA/BL	21	M20
AL28/M25/PPA/BL	28	M25
AL34/M32/PPA/BL	34	M32

For insertion into knockouts using locknuts. Locknuts supplied
To order quote part number & body colour, e.g. AL21/M20/PPA/BL

Approvals	IP rating	Appropriate conduit	Temperature range	
	For use with: Polypropylene Type PP		Static applications: -20°C to +90°C	
	IP66	Yes	Moving applications: -5°C to +105°C	
			Fitting characteristics	

Modified Polyamide 12 non-metallic conduit systems

Type PF conduits

Manufactured from the PA12, PF conduit system provides low fire hazard performance offering a solution for Construction, Transport and Rail infrastructures and Automation.

Type PF - H

Heavyweight conduit / Materials: Modified polyamide 12 / Colour: Black (BL) only



Part no.	Nominal conduit size (mm)	NW conduit size	Conduit pitch	Outside diameter (mm)	Inside diameter (mm)	Minimum bend radius (mm)	Reel length (m)
PFFH13/BL/50M*	13	10	Fine	13.0	9.7	40	50
PFFH16/BL/50M	16	13	Fine	15.8	11.5	45	50
PFCH21/BL/50M	21	17	Coarse	21.2	15.3	50	50
PFCH28/BL/50M	28	23	Coarse	28.5	21.5	60	50
PFCH34/BL/50M	34	29	Coarse	34.5	27.5	70	25
PFCH42/BL/25M	42	36	Coarse	42.5	35.3	75	25
PFCH54/BL/25M	54	48	Coarse	54.5	46.4	85	25

If interested in different coil lengths, do not hesitate to inquire
*These parts are not covered by the UR certification

Approvals

EN45545-2 HL2 - R22 & R23

IP rating	Appropriate fitting
For use with: PC / ATS / Adaptalok AL / Adaptaseal / Adaptaring	
IP40	Adaptaring
IP66	PC, ATS, Adaptalok AL, Adaptaseal
IP67	PC, ATS, Adaptalok AL + ALS Seal, Adaptaseal
IP68	PC, ATS, Adaptalok AL + ALS Seal, Adaptaseal
IP69	PC, ATS, Adaptalok AL + ALS Seal, Adaptaseal

Temperature range
Static applications: -50°C to +110°C
Moving applications: -45°C to +120°C
Flexibility & fatigue life
High flexibility – High fatigue life
Fire performance & EMI screen
Self extinguishing
Halogen free

UV resistance

Very high

Type PF - S

Standard weight conduit / Materials: Modified polyamide 12 / Colour: Black (BL) only



Part no.	Nominal conduit size (mm)	NW conduit size	Conduit pitch	Outside diameter (mm)	Inside diameter (mm)	Minimum bend radius (mm)	Reel length (m)
PFFS10/BL/50M*	10	7.5	Fine	10.0	6.2	20	50
PFFS13/BL/50M*	13	10	Fine	13.1	9.8	30	50
PFFS16/BL/50M	16	13	Fine	15.9	11.5	35	50
PFFS21/BL/50M	21	17	Fine	21.2	16.6	40	50
PFCS28/BL/50M	28	23	Coarse	28.4	21.7	50	50
PFCS34/BL/50M	34	29	Coarse	34.5	27.5	60	50
PFCS42/BL/25M	42	36	Coarse	42.7	35.5	65	25
PFCS54/BL/25M	54	48	Coarse	54.3	46.2	75	25

If interested in different coil lengths, do not hesitate to inquire
*These parts are not covered by the UR certification

Approvals

EN45545-2 HL2 - R22 & R23

IP rating	Appropriate fitting
For use with: PC / ATS / Adaptalok AL / Adaptaseal / Adaptaring	
IP40	Adaptaring
IP66	PC, ATS, Adaptalok AL, Adaptaseal
IP67	PC, ATS, Adaptalok AL + ALS Seal, Adaptaseal
IP68	PC, ATS, Adaptalok AL + ALS Seal, Adaptaseal
IP69	PC, ATS, Adaptalok AL + ALS Seal, Adaptaseal

Temperature range
Static applications: -50°C to +110°C
Moving applications: -45°C to +120°C
Flexibility & fatigue life
Very high flexibility - Very high fatigue life
Fire performance & EMI screen
Self extinguishing
Halogen free

UV resistance

Very high

Modified Polyamide 6 and Polyester non-metallic conduit systems

Type PR & CP conduits

PR conduit systems provide enhanced fire performance, making a suitable solution for Construction, Transport and Rail Infrastructures. CP conduit systems can work at extreme temperature yet assuring a high flexibility.

Type PR

Standard weight conduit / Materials: Modified polyamide (nylon) 6 / Colour: Black (BL) only



Part no.	Nominal conduit size (mm)	NW conduit size (mm)	Conduit pitch	Outside diameter (mm)	Inside diameter (mm)	Minimum bend radius (mm)	Reel length (m)
PRFS13/BL/50M	10	7.5	Fine	10.0	6.2	20	50
PRFS16/BL/50M	13	10	Fine	13.0	9.9	30	50
PRFS21/BL/50M	16	13	Fine	15.8	11.7	35	50
PRCS21/BL/50M	21	17	Fine	21.2	16.6	40	50
PRCS28/BL/50M	28	23	Coarse	28.5	21.7	50	50
PRCS34/BL/50M	34	29	Coarse	34.5	27.7	60	50
PRCS42/BL/25M	42	36	Coarse	42.5	35.5	65	25
PRCS54/BL/25M	54	48	Coarse	54.5	46.6	75	25

If interested in different coil lengths, do not hesitate to inquire

Approvals

EN45545-2 HL3 - R22 & R23

IP rating	Appropriate fitting
For use with: PC / ATS / Adaptalok AL / Adaptaseal / Adaptaring	
IP40	Adaptaring
IP66	PC, ATS, Adaptalok AL, Adaptaseal
IP67	PC, ATS, Adaptalok AL + ALS Seal, Adaptaseal
IP68	PC, ATS, Adaptalok AL + ALS Seal, Adaptaseal
IP69	PC, ATS, Adaptalok AL + ALS Seal, Adaptaseal

Temperature range
Static applications: -40°C to +120°C
Moving applications: -5°C to +120°C
Flexibility & fatigue life
High flexibility - Medium fatigue life
Fire performance & EMI screen
Self extinguishing
Halogen free

UV resistance
Very high

Type CP

Medium weight conduit / Materials: Polyester / Colour: Black (BL) only



Part no.	Nominal conduit size (mm)	NW conduit size (mm)	Conduit pitch	Outside diameter (mm)	Inside diameter (mm)	Minimum bend radius (mm)	Reel length (m)
CPFM13/BL/50M	13	10	Fine	13.0	9.5	25	50
CPFM16/BL/50M	16	13	Fine	15.8	11.3	30	50
CPFM21/BL/50M	21	17	Fine	21.2	16.0	35	50
CPCM28/BL/50M	28	23	Coarse	28.5	21.3	45	50
CPCM34/BL/50M	34	29	Coarse	34.5	27.2	55	50
CPCM42/BL/25M	42	36	Coarse	42.5	34.2	60	25
CPCM54/BL/25M	54	48	Coarse	54.5	46.0	70	25

If interested in different coil lengths, do not hesitate to inquire

Approvals

EN45545-2 HL2 - R22 & R23

IP rating	Appropriate fitting
For use with: PC / ATS / Adaptalok AL / Adaptaseal	
IP66	PC, Adaptalok AL, Adaptaseal
IP67	PC, Adaptalok AL + ALS Seal, Adaptaseal
IP68	PC, Adaptalok AL + ALS Seal, Adaptaseal
IP69	PC, Adaptalok AL + ALS Seal, Adaptaseal

Temperature range
Static applications: -50°C to +135°C
Moving applications: -25°C to +150°C
Flexibility & fatigue life
Very high flexibility – Very high fatigue life
Fire performance & EMI screen
Self extinguishing
Halogen free

UV resistance
Very high

Polyamide 6 Heavyweight non-metallic conduit systems

Type PA - H conduit

PA conduit systems, manufactured from the versatile PA6, provide an efficient solution to applications where flexibility and durability is required, together with the tough property of the polyamide. Ideal for general purpose applications: lighting systems / industrial commercial wiring, public buildings, machine tools and marine.

Type PA - H

Heavyweight conduit / Materials: Polyamide (nylon) 6 / Colour: Black (BL), Grey (GR)



Part no.	Nominal conduit size (mm)	NW conduit size	Conduit pitch	Outside diameter (mm)	Inside diameter (mm)	Minimum bend radius (mm)	Reel length (m)
PAFH13/BL/50M*	13	10	Fine	13.0	9.0	35	50
PAFH16/BL/50M	16	13	Fine	15.8	11.3	45	50
PACH21/BL/50M	21	17	Coarse	21.2	14.5	60	50
PACH28/BL/50M	28	23	Coarse	28.5	21.3	70	50
PACH34/BL/25M	34	29	Coarse	34.5	26.8	75	50
PACH42/BL/25M	42	36	Coarse	42.5	34.6	90	25
PACH54/BL/25M	54	48	Coarse	54.5	46.0	95	25

For grey color version state "GR" instead of "BL" in Part no. If interested in different coil lengths, do not hesitate to inquire
*These parts are not covered by the UR certification

Approvals

KM35161

IP rating

For use with: PC / ATS / Adaptalok AL / Adaptaseal / Adaptaring

IP40	Adaptaring
IP66	PC, ATS, Adaptalok AL, Adaptaseal
IP67	PC, ATS, Adaptalok AL + ALS Seal, Adaptaseal
IP68	PC, ATS, Adaptalok AL + ALS Seal, Adaptaseal

Appropriate fitting

Temperature range

Static applications: -40°C to +120°C

Moving applications: -5°C to +120°C

Flexibility & fatigue life

High flexibility – High fatigue life

Fire performance & EMI screen

Self extinguishing

Halogen free

UV resistance

Very high

Polyamide 6 Standard Weight non-metallic conduit systems

Type PA - S conduit

PA conduit systems, manufactured from the versatile PA6, provide an efficient solution to applications where flexibility and durability is required, together with the tough property of the polyamide. Ideal for general purpose applications: lighting systems / industrial commercial wiring, public buildings, machine tools and marine.

Type PA - S **Standard weight conduit / Materials: Polyamide (nylon) 6 / Colour: Black (BL), Grey (GR)**



Part no.	Nominal conduit size (mm)	NW conduit size	Conduit pitch	Outside diameter (mm)	Inside diameter (mm)	Minimum bend radius (mm)	Reel length (m)
PAFS10/BL/50M*	10	7.5	Fine	10.0	6.5	15	50
PAFS13/BL/50M*	13	10	Fine	13.0	9.6	25	50
PAFS16/BL/50M	16	13	Fine	15.8	11.8	35	50
PAFS21/BL/50M	21	17	Fine	21.2	16.5	45	50
PAFS28/BL/50M	28	23	Fine	28.5	22.6	50	50
PACS28/BL/50M	28	23	Coarse	28.5	21.7	50	50
PAFS34/BL/50M	34	29	Fine	34.5	28.8	60	50
PACS34/BL/50M	34	29	Coarse	34.5	27.7	60	50
PACS42/BL/25M	42	36	Coarse	42.5	35.2	65	25
PACS48/BL/25M	48	42	Coarse	48.2	40.9	70	25
PACS54/BL/25M	54	48	Coarse	54.5	46.5	75	25
PACS80/BL/10M	80	70	Coarse	79.3	67.0	160	10
PACS106/BL/10M	106	95	Coarse	106.0	91.5	210	10

Approvals

KM35161

IP rating **Appropriate fitting**

For use with: PC / ATS / Adaptalok AL / Adaptaseal / Adaptaring

IP40	Adaptaring & Jumbo
IP65	Adaptalok AL Jumbo + SK Seal
IP66	PC, ATS, Adaptalok AL, Adaptaseal
IP67	PC, ATS, Adaptalok AL + ALS Seal, Adaptaseal
IP68	PC, ATS, Adaptalok AL + ALS Seal, Adaptaseal
IP69	PC, ATS, Adaptalok AL + ALS Seal, Adaptaseal

Temperature range

Static applications: -40°C to +120°C

Moving applications: -25°C to +150°C

Flexibility & fatigue life

High flexibility – High fatigue life

Fire performance & EMI screen

Self extinguishing

Halogen free

UV resistance

Very high

Polyamide 6 Slit non-metallic conduit systems

Type PAL & PA-Slit conduits

Type PAL conduit

Lightweight conduit / Materials: Polyamide (nylon) 6 / Colour: Black (BL), Grey (GR)



Part no.	Nominal conduit size (mm)	NW conduit size (mm)	Conduit pitch	Outside diameter (mm)	Inside diameter (mm)	Min. bend radius (mm)	Reel length (m)
PAFL13/BL/50M	13	10	Fine	13.0	10.0	25	50
PAFL16/BL/50M	16	13	Fine	15.8	11.9	35	50
PAFL21/BL/50M	21	17	Fine	21.2	16.8	45	50
PACL28/BL/50M	28	23	Coarse	28.5	22.2	50	50
PACL34/BL/50M	34	29	Coarse	34.5	27.9	60	50
PACL42/BL/50M	42	36	Coarse	42.5	35.2	65	50
PACL54 /BL/50M	54	48	Coarse	54.5	46.9	75	50

To order quote part number, colour & reel length, e.g. PAFL10/BL/50M
For grey color version state "GR" instead of "BL" in Part no.

Approvals	IP rating	Appropriate fitting	Temperature range	UV resistance
KM35161	**For use with:** ATS / Adaptalok AL / Adaptaseal / Adaptaring		Static applications: -40°C to +120°C	Very high
			Moving applications: -5°C to +120°C	
	IP40	Adaptaring & Jumbo	**Flexibility & fatigue life**	
	IP66	ATS, Adaptalok AL, Adaptaseal	High flexibility – High fatigue life	
	IP67	ATS, Adaptalok AL + ALS Seal, Adaptaseal	**Fire performance & EMI screen**	
	IP68	ATS, Adaptalok AL + ALS Seal, Adaptaseal	Self extinguishing	
			Halogen free	

Type PA-Slit

Slit conduit / Materials: Polyamide (nylon) 6 / Colour: Black (BL) only



Part no.	Nominal conduit size (mm)	NW conduit size	Conduit pitch	Outside diameter (mm)	Inside diameter (mm)	Minimum bend radius (mm)	Reel length (m)
PAFL13-S/BL/50M	13	10	Fine	13.0	10.0	25	50
PAFL16-S/BL/50M	16	13	Fine	15.8	11.9	35	50
PAFL21-S/BL/50M	21	17	Fine	21.2	16.8	45	50
PACL28-S/BL/50M	28	23	Coarse	28.5	22.2	50	50
PACL34-S/BL/50M	34	29	Coarse	34.5	27.9	60	50
PACL42-S/BL/25M	42	36	Coarse	42.5	35.2	65	25
PACL54-S/BL/25M	54	48	Coarse	54.5	46.9	75	25

If interested in different coil lengths, do not hesitate to inquire

Approvals	IP rating	Appropriate fitting	Temperature range	UV resistance
KM35161 DIN	N/A		Static applications: -40°C to +120°C	Very high
			Moving applications: -5°C to +120°C	
			Flexibility & fatigue life	
			High flexibility – High fatigue life	
			Fire performance & EMI screen	
			Self extinguishing	
			Halogen free	


2L/78

Corrosion-resistant composite PC fittings Introduction

Range overview – Corrosion-resistant composite fittings for light rail and applications in exposed areas.

—
01 Type PCC/PCF – CS90 – 90° elbow fitting – swivel external male thread
—
02 Type PCC/PCF – S45 – composite 45° elbow fitting – swivel external male thread

Offering reduced weight, enhanced strength and providing a smooth, unrestricted internal bore in demanding applications.

Typical applications:
- Areas of potential high impact
- Train bogies
- Areas where additional mechanical need to protect against damage
- Rail infrastructure
- Trackside
- Machinery and equipment

Features:
- PCC – Coarse pitch conduit
- PCF – Fine pitch conduit
- Smooth through bore
- High strength and high impact resistance
- Full swivel function on elbow fittings
- Lightweight
- For insertion into threaded entries and knockouts using a locknut. Locknut supplied separately

LOW VOLTAGE DIRECTIVE

KM35161

Many of our conduit systems have industry recognised approvals including British Kitemark, CE Approval & UL amongst others.

—
01



—
02



Non-metallic conduit systems

PC - Type A fittings

PC Type A fitting

Straight fitting - Fixed external male thread / Materials: Nickel plated brass, neoprene seals



Part no.	Nominal conduit size (mm)	Nominal dimensions (mm) Outer Ø	Nominal dimensions (mm) Length	Metric thread
Standard thread length (12mm)				
PCF13/M16/A*	13	22.0	35.5	M16
PCF16/M16/A	16	25.4	37.5	M16
PCF21/M20/A	21	30.0	37.5	M20
PCC28/M25/A	28	38.0	45.5	M25
PCC34/M32/A	34	44.5	48.0	M32
PCC42/M40/A	42	57.0	48.0	M40
PCC54/M50/A	54	70.0	50.0	M50
Short thread length (8mm)				
PCF13/M16S/A*	13	22.0	35.5	M16S
PCF16/M16S/A	16	25.4	37.5	M16S
PCF21/M20S/A	21	30.0	37.5	M20S
PCC28/M25S/A	28	38.0	45.5	M25S
PCC34/M32S/A	34	44.5	48.0	M32S
PCC42/M40S/A	42	57.0	48.0	M40S
PCC54/M50S/A	54	70.0	50.0	M50S

For insertion into threaded entries and knockouts using a locknut. Locknut supplied separately
*These parts are not covered by the UR certification

Approvals

KM35161

IP rating	Appropriate conduit
For use with: Type PA / CP / PR / PF	
IP66	Yes
IP67	Yes
IP68	Yes (4 bar 30mins)
IP69	Yes

Temperature range
Static applications: -50°C to +120°C
Moving applications: -45°C to +120°C

Non-metallic conduit systems

PC - Type CS90 fittings

Type PC fitting

90° Elbow fitting - Swivel external male thread / Materials: Polyamide (nylon) 66, nickel plated brass, neoprene seals / Colour: Black (BL) only



Part no.	Nominal conduit size (mm)	Metric thread
Standard thread length (12mm)		
PCF13/M16/CS90	13	M16
PCF16/M16/CS90	16	M16
PCF21/M20/CS90	21	M20
PCC28/M25/CS90	28	M25
PCC34/M32/CS90	34	M32
PCC42/M40/CS90	42	M40
PCC54/M50/CS90	54	M50
Short thread length (9mm)		
PCF13/M16S/CS90	13	M16S
PCF16/M16S/CS90	16	M16S
PCF21/M20S/CS90	21	M20S
PCC28/M25S/CS90	28	M25S
PCC34/M32S/CS90	34	M32S
PCC42/M40S/CS90	42	M40S
PCC54/M50S/CS90	54	M50S

For insertion into threaded entries and knockouts using a locknut. Locknut supplied separately

Approvals

KM35161

IP rating	Appropriate conduit
For use with: Type PA / CP / PR / PF	
IP66	Yes
IP67	Yes
IP68	Yes (4 bar 30mins)
IP69	Yes

Temperature range
Static applications: -50°C to +120°C
Moving applications: -45°C to +120°C

Fitting characteristics

Non-metallic conduit systems

PC - Type S45 fittings

Type PC fitting

Composite 45° elbow fitting - Swivel external male thread / Materials: Polyamide (nylon) 66, nickel plated brass, neoprene seals / Colour: Black (BL) only



Part no.	Nominal conduit size (mm)	Metric thread
Standard thread length (12mm)		
PCF13/M16/S45*	13	M16
PCF16/M16/S45	16	M16
PCF21/M20/S45	21	M20
PCC28/M25/S45	28	M25
PCC34/M32/S45	34	M32
PCC42/M40/S45	42	M40
PCC54/M50/S45	54	M50
Short thread length (9mm)		
PCF13/M16S/S45*	13	M16S
PCF16/M16S/S45	16	M16S
PCF21/M20S/S45	21	M20S
PCC28/M25S/S45	28	M25S
PCC34/M32S/S45	34	M32S
PCC42/M40S/S45	42	M40S
PCC54/M50S/S45	54	M50S

For insertion into threaded entries and knockouts using a locknut. Locknut supplied separately
*These parts are not covered by the UR certification

Approvals

KM35161

IP rating	Appropriate conduit
For use with: Type PA / CP / PR / PF	
IP66	Yes
IP67	Yes
IP68	Yes (4 bar 30mins)
IP69	Yes

Temperature range
Static applications: -50°C to +120°C
Moving applications: -45°C to +120°C

Fitting characteristics

Non-metallic conduit systems
Introduction to Adaptalok ATS™

Adaptalok ATS™ represents a unique and innovative solution in flexible conduit systems. Until now, manufacturers have produced fittings and seals separately, and assembled them together, or had the customer assemble them. This increases assembly time and introduces the possibility for errors.

Adaptalok ATS™ uses a sophisticated moulding process to mould an internal conduit seal and a face seal washer. This makes installation times very fast, and extremely reliable, because the seals cannot be left out. The conduit system also benefits from the highest IP rating possible.

- Additional key features:
- Nylon 66 body
- Lighter in weight
- Quicker to install (cut & assemble fittings)
- Wide variety of fittings - much larger solution choice
- Better fatigue life
- Return to shape

Integral face seal washer
Guaranteed fit, cannot be lost or fitted incorrectly. No assembly.

High visibility elastomer
3 visible confirmation points.

Internal elastomer conduit seal
Guaranteed fit, cannot be lost or fitted incorrectly. No assembly & protects cables.





Visual fitting guides – Highly visible elastomer markings on lugs, aids correct fitment.

Conduit data – Conduit size clearly indicated on fitting.

Thread data – Thread size clearly indicated on fitting thread

Proven clip design – Pitch independent, ensures secure fitment to coarse & fine pitch conduits.

Non-metallic conduit systems

Manifold box

Type MB

Multiway adapters / Materials: Polyamide (nylon) 66/TPE / Colour: Black (BL) only / Yellow (Y) Elastomer



Part no.	External dimensions lid dia. X height (mm)	External dimensions fixing lugs (mm)	Max threaded entry per face
MB21/BLY	100 x 40	120	M20
MB34/BLY	136 x 55	155	M32

Non metallic enclosure which can be machined to take up to eight Adaptalok ATS™ fittings (or other devices) in a variety of configurations and sizes, e.g. 'Y', 'T', 'X', 'V' etc.
Each box has a removable cover for ease of access. The box seal is moulded, so remains captive. Each manifold is provided with eight blank sides which require drilling/machining to suit the application. Manifolds can be supplied ready drilled to order, subject to minimum order quantities. Threaded fittings with locknuts can be used in each entry.

Approvals	IP rating	Appropriate conduit	Temperature range	UV resistance
CE LOW VOLTAGE DIRECTIVE, RoHS COMPLIANT	**For use with:** All threaded fittings in this catalogue		Static applications: -50°C to +120°C	Very high
	IP68	Yes (2 bar 30mins)	Moving applications: -45°C to +120°C	

Non-metallic conduit systems

ATS™ Type A fittings (yellow elastomer)

Type A fitting - yellow elastomer

Straight fitting - Fixed external male thread / Materials: Polyamide (nylon) 66/TPE / Colour: Black (BL) / Yellow (Y) Elastomer



Part no.	Nominal conduit size (mm)	Metric thread	Part no.	Nominal conduit size (mm)	PF thread (in)	Part no.	Nominal conduit size (mm)	NPT thread (in)
AT13/M16/A/BLY	13	M16	AT13/PF038/A/BLY	13	⅜	AT13/038/A/BLY	13	⅜
AT16/M16/A/BLY	16	M16	AT16/PF038/A/BLY	16	⅜	AT16/038/A/BLY	16	⅜
AT16/M20/A/BLY	16	M20	AT16/PF050/A/BLY	16	½	AT16/050/A/BLY	16	½
AT21/M20/A/BLY	21	M20	AT21/PF050/A/BLY	21	½	AT21/050/A/BLY	21	½
AT21/M25/A/BLY	21	M25	–	–	–	–	–	–
AT28/M25/A/BLY	28	M25	AT28/PF075/A/BLY	28	¾	AT28/075/A/BLY	28	¾
AT28/M32/A/BLY	28	M32	–	–	–	–	–	–
AT34/M32/A/BLY	34	M32	AT34/PF100/A/BLY	34	1	AT34/100/A/BLY	34	1
AT34/M40/A/BLY	34	M40	–	–	–	–	–	–
AT42/M40/A/BLY	42	M40	AT42/PF125/A/BLY	42	1 ¼	AT42/125/A/BLY	42	1 ¼
AT54/M50/A/BLY	54	M50	–	–	–	–	–	–
AT54/M63/A/BLY	54	M63	AT54/PF200/A/BLY	48	2	AT54/200/A/BLY	54	2

For insertion into knockouts using a locknut. Locknut supplied with METRIC thread

Approvals	IP rating	Appropriate conduit	Temperature range
	For use with: Type PA / PR / PF		Static applications: -50°C to +120°C
	IP40	Yes	Moving applications: -45°C to +120°C
	IP65	Yes	
	IP68	Yes 4 bar 30mins with Heavy Weight Conduits 2 bar 30mins with Standard Weight Conduits	
	IP69	Yes	

Non-metallic conduit systems

ATS™ Type A fittings (blue elastomer)

Type A fitting - blue elastomer

Straight fitting - Fixed external male thread / Materials: Polyamide (nylon) 66/TPE / Colour: Black (BL) / Blue (B) Elastomer



Part no.	Nominal conduit size (mm)	Metric thread	Part no.	Nominal conduit size (mm)	NPT thread (in)
AT13/M16/A/BLB	13	M16	AT13/038/A/BLB	13	⅜
AT16/M16/A/BLB	16	M16	AT16/038/A/BLB	16	⅜
AT16/M20/A/BLB	16	M20	AT16/050/A/BLB	16	½
AT21/M20/A/BLB	21	M20	AT21/050/A/BLB	21	½
AT21/M25/A/BLB	21	M25	–	–	–
AT28/M25/A/BLB	28	M25	AT28/075/A/BLB	28	¾
AT34/M32/A/BLB	34	M32	AT34/100/A/BLB	34	1
AT34/M40/A/BLB	34	M40	–	–	–
AT42/M40/A/BLB	42	M40	AT42/125/A/BLB	42	1 ¼
–	–	–	AT48/150/A/BLB	48	1 ½
AT54/M50/A/BLB	54	M50	–	–	–
AT54/M63/A/BLB	54	M63	AT54/200/A/BLB	54	2

For insertion into knockouts using a locknut. Locknut supplied with METRIC thread

Approvals
KM35161 · CE LOW VOLTAGE DIRECTIVE · c ETL us Intertek · NF · UNI · c UL us · RoHS COMPLIANT

IP rating	Appropriate conduit
For use with: Type PA / PR / PF	
IP40	Yes
IP65	Yes
IP68	Yes 4 bar 30mins with Heavy Weight Conduits 2 bar 30mins with Standard Weight Conduits
IP69	Yes

Temperature range
Static applications: -50°C to +120°C
Moving applications: -45°C to +120°C

Non-metallic conduit systems

ATS™ Type C90 fittings

Type C90 - yellow elastomer

90° Elbow fitting - Fixed external male thread / Materials: Polyamide (nylon) 66/TPE / Colour: Black (BL) / Yellow (Y) Elastomer



Part no.	Nominal conduit size (mm)	Metric thread
AT13/M16/C90/BLY	13	M16
AT16/M16/C90/BLY	16	M16
AT16/M20/C90/BLY	16	M20
AT21/M20/C90/BLY	21	M20
AT28/M25/C90/BLY	28	M25
AT34/M32/C90/BLY	34	M32
AT42/M40/C90/BLY	42	M40
AT54/M50/C90/BLY	54	M50
AT54/M63/C90/BLY	54	M63

Part no.	Nominal conduit size (mm)	PF thread (in)
AT13/PF038/C90/BLY	13	⅜
AT16/PF038/C90/BLY	16	⅜
AT16/PF050/C90/BLY	16	½
AT21/PF050/C90/BLY	21	½
AT28/PF075/C90/BLY	28	¾
AT34/PF100/C90/BLY	34	1
AT42/PF125/C90/BLY	42	1 ¼
AT54/PF150/C90/BLY	54	1 ½
AT54/PF200/C90/BLY	54	2

Part no.	Nominal conduit size (mm)	NPT thread (in)
AT13/038/C90/BLY	13	⅜
AT16/038/C90/BLY	16	⅜
AT16/050/C90/BLY	16	½
AT21/050/C90/BLY	21	½
AT28/075/C90/BLY	28	¾
AT34/100/C90/BLY	34	1
AT42/125/C90/BLY	42	1 ¼
AT54/150/C90/BLY	54	1 ½
AT54/200/C90/BLY	54	2

For insertion into knockouts using a locknut. Locknut supplied with METRIC thread

Approvals
KM35161, CE, NF, UNI, RoHS

IP rating	Appropriate conduit
For use with: Type PA / PR / PF	
IP40	Yes
IP65	Yes
IP68	Yes 4 bar 30mins with Heavy Weight Conduits 2 bar 30mins with Standard Weight Conduits
IP69	Yes

Temperature range
Static applications: -50°C to +120°C
Moving applications: -45°C to +120°C

Type C90 - blue elastomer

90° Elbow fitting - Fixed external male thread / Materials: Polyamide (nylon) 66/TPE / Colour: Black (BL) / Blue (B) Elastomer



Part no.	Nominal conduit size (mm)	Metric thread
AT13/M16/C90/BLB	13	M16
AT16/M16/C90/BLB	16	M16
AT16/M20/C90/BLB	16	M20
AT21/M20/C90/BLB	21	M20
AT28/M25/C90/BLB	28	M25
AT34/M32/C90/BLB	34	M32
AT42/M40/C90/BLB	42	M40
AT54/M50/C90/BLB	54	M50
AT54/M63/C90/BLB	54	M63

Part no.	Nominal conduit size (mm)	PF thread (in)
AT13/PF038/C90/BLB	13	⅜
AT16/PF038/C90/BLB	16	⅜
AT16/PF050/C90/BLB	16	½
AT21/PF050/C90/BLB	21	½
AT28/PF075/C90/BLB	28	¾
AT34/PF100/C90/BLB	34	1
AT42/PF125/C90/BLB	42	1 ¼
AT54/PF150/C90/BLB	54	1 ½
AT54/PF200/C90/BLB	54	2

For insertion into knockouts using a locknut. Locknut supplied with METRIC thread

Approvals
KM35161, CE, Intertek, NF, UNI, cULus, RoHS

IP rating	Appropriate conduit
For use with: Type PA / PR / PF	
IP40	Yes
IP65	Yes
IP68	Yes 4 bar 30mins with Heavy Weight Conduits 2 bar 30mins with Standard Weight Conduits
IP69	Yes

Temperature range
Static applications: -50°C to +120°C
Moving applications: -45°C to +120°C

Non-metallic conduit systems

ATS™ Type 45 fittings

Type 45 - yellow elastomer

45° Elbow fitting - Fixed external male thread / Materials: Polyamide (nylon) 66/TPE / Colour: Black (BL) / Yellow (Y) Elastomer



Part no.	Nominal conduit size (mm)	Metric thread
AT13/M16/45/BLY	13	M16
AT16/M16/45/BLY	16	M16
AT16/M20/45/BLY	16	M20
AT21/M20/45/BLY	21	M20
AT28/M25/45/BLY	28	M25
AT34/M32/45/BLY	34	M32
AT42/M40/45/BLY	42	M40
–	–	–
AT54/M50/45/BLY	54	M50

Part no.	Nominal conduit size (mm)	PF thread (in)
AT13/PF038/45/BLY	13	⅜
AT16/PF038/45/BLY	16	⅜
AT16/PF050/45/BLY	16	½
AT21/PF050/45/BLY	21	½
AT28/PF075/45/BLY	28	¾
AT34/PF100/45/BLY	34	1
AT42/PF125/45/BLY	42	1 ¼
AT48/PF150/45/BLY	48	1 ½
–	–	–

Part no.	Nominal conduit size (mm)	NPT thread (in)
AT13/038/45/BLY	13	⅜
AT16/038/45/BLY	16	⅜
AT16/050/45/BLY	16	½
AT21/050/45/BLY	21	½
AT28/075/45/BLY	28	¾
AT34/100/45/BLY	34	1
AT42/125/45/BLY	42	1 ¼
AT48/150/45/BLY	48	1 ½
–	–	–

For insertion into knockouts using a locknut. Locknut supplied with METRIC thread

Approvals	IP rating	Appropriate conduit	Temperature range
	For use with: Type PA / PR / PF		Static applications: -50°C to +120°C
	IP40	Yes	Moving applications: -45°C to +120°C
	IP65	Yes	
	IP68	Yes 4 bar 30mins with Heavy Weight Conduits 2 bar 30mins with Standard Weight Conduits	
	IP69	Yes	

Type 45 - blue elastomer

45° Elbow fitting - Fixed external male thread / Materials: Polyamide (nylon) 66/TPE / Colour: Black (BL) / Blue (B) Elastomer



Part no.	Nominal conduit size (mm)	Metric thread
AT13/M16/45/BLB	13	M16
AT16/M16/45/BLB	16	M16
AT16/M20/45/BLB	16	M20
AT21/M20/45/BLB	21	M20
AT28/M25/45/BLB	28	M25
AT34/M32/45/BLB	34	M32
AT42/M40/45/BLB	42	M40
–	–	–
AT54/M50/45/BLB	54	M50

Part no.	Nominal conduit size (mm)	PF thread (in)
AT13/PF038/45/BLB	13	⅜
AT16/PF038/45/BLB	16	⅜
AT16/PF050/45/BLB	16	½
AT21/PF050/45/BLB	21	½
AT28/PF075/45/BLB	28	¾
AT34/PF100/45/BLB	34	1
AT42/PF125/45/BLB	42	1 ¼
AT48/PF150/45/BLB	48	1 ½
–	–	–

For insertion into knockouts using a locknut. Locknut supplied with METRIC thread

Approvals	IP rating	Appropriate conduit	Temperature range
	For use with: Type PA / PR / PF		Static applications: -50°C to +120°C
	IP40	Yes	Moving applications: -45°C to +120°C
	IP65	Yes	
	IP68	Yes 4 bar 30mins with Heavy Weight Conduits 2 bar 30mins with Standard Weight Conduits	
	IP69	Yes	

Non-metallic conduit systems

ATS™ Type SA & Type CS90 fittings

Type SA

Straight fitting - Metal swivel external male thread / Materials: Polyamide (nylon) 66, nickel plated brass thread/TPE / Colour: Black (BL) / Yellow (Y), Blue (B) Elastomer



Part no.	Nominal conduit size (mm)	Metric thread
AT13/M16/SA/BL*	13	M16
AT16/M16/SA/BL*	16	M16
AT21/M20/SA/BL*	21	M20
AT28/M25/SA/BL*	28	M25
AT34/M32/SA/BL*	34	M32
AT42/M40/SA/BL*	42	M40
–	–	–
AT54/M50/SA/BL*	54	M50
AT54/M63/SA/BL*	54	M63

Part no.	Nominal conduit size (mm)	NPT thread (in)
AT13/038/SA/BL*	13	⅜
AT16/038/SA/BL*	16	⅜
AT21/050/SA/BL*	21	½
AT28/075/SA/BL*	28	¾
AT34/100/SA/BL*	34	1
AT42/125/SA/BL*	42	1 ¼
AT48/150/SA/BL*	48	1 ½
AT54/150/SA/BL*	54	1 ½
AT54/200/SA/BL*	54	2

Part no.	Nominal conduit size (mm)	PG thread
AT13/PG9/SA/BL*	13	PG9
AT16/PG11/SA/BL*	16	PG11
AT21/PG16/SA/BL*	21	PG16
AT28/PG21/SA/BL*	28	PG21
AT34/PG29/SA/BL*	34	PG29
AT42/PG36/SA/BL*	42	PG36
–	–	–
AT54/PG48/SA/BL*	54	PG48

For insertion into threaded entries & knockouts. Order locknuts separately
* = Y (yellow elastomer); B (blue elastomer)

Approvals

Blue Elastomer version only

IP rating	Appropriate conduit
For use with: Type PA / PR / PF	
IP40	Yes
IP65	Yes
IP68	Yes 4 bar 30mins with Heavy Weight Conduits 2 bar 30mins with Standard Weight Conduits
IP69	Yes

Temperature range
Static applications: -50°C to +120°C
Moving applications: -45°C to +120°C
Fitting characteristics

Type CS90

90° Elbow fitting - Swivel external male thread / Materials: Polyamide (nylon) 66, nickel plated brass thread/TPE / Colour: Black (BL) / Yellow (Y), Blue (B) Elastomer



Part no.	Nominal conduit size (mm)	Metric thread
AT13/M16/CS90/BL*	13	M16
AT16/M16/CS90/BL*	16	M16
AT21/M20/CS90/BL*	21	M20
AT28/M25/CS90/BL*	28	M25
AT34/M32/CS90/BL*	34	M32
AT42/M40/CS90/BL*	42	M40
–	–	–
AT54/M50/CS90/BLY	54	M50
AT54/M63/CS90/BL*	54	M63

Part no.	Nominal conduit size (mm)	NPT thread (in)
AT13/038/CS90/BL*	13	⅜
AT16/038/CS90/BL*	16	⅜
AT21/050/CS90/BL*	21	½
AT28/075/CS90/BL*	28	¾
AT34/100/CS90/BL*	34	1
AT42/125/CS90/BL*	42	1 ¼
AT48/150/CS90/BL*	48	1 ½
AT54/150/CS90/BL*	54	1 ½
AT54/200/CS90/BL*	54	2

For insertion into threaded entries & knockouts. Order locknuts separately
* = Y (yellow elastomer); B (blue elastomer)

Approvals

Blue Elastomer version only

IP rating	Appropriate conduit
For use with: Type PA / PR / PF	
IP40	Yes
IP65	Yes
IP68	Yes 4 bar 30mins with Heavy Weight Conduits 2 bar 30mins with Standard Weight Conduits
IP69	Yes

Temperature range
Static applications: -50°C to +120°C
Moving applications: -45°C to +120°C
Fitting characteristics

Non-metallic conduit systems

ATS™ Type S45 & Type SFA fittings

Type S45

45° Elbow body - Swivel external male thread / Materials: Polyamide (nylon) 66, nickel plated brass thread/TPE / Colour: Black (BL) / Yellow (Y), Blue (B) Elastomer



Part no.	Nominal conduit size (mm)	Metric thread	Part no.	Nominal conduit size (mm)	NPT thread (in)
AT13/M16/S45/BL*	13	M16	AT13/038/S45/BL*	13	⅜
AT16/M16/S45/BL*	16	M16	AT16/038/S45/BL*	16	⅜
AT21/M20/S45/BL*	21	M20	AT21/050/S45/BL*	21	½
AT28/M25/S45/BL*	28	M25	AT28/075/S45/BL*	28	¾
AT34/M32/S45/BL*	34	M32	AT34/100/S45/BL*	34	1
AT42/M40/S45/BL*	42	M40	AT42/125/S45/BL*	42	1 ¼
–	–	–	AT48/150/S45/BL*	48	1 ½
AT54/M50/S45/BLY	54	M50	AT54/150/S45/BL*	54	1 ½
AT54/M63/S45/BLY	54	M63	AT54/200/S45/BL*	54	2

For insertion into threaded entries & knockouts. Order locknuts separately
* = Y (yellow elastomer); B (blue elastomer)

Approvals	Blue Elastomer version only	IP rating	Appropriate conduit	Temperature range
		For use with: Type PA / PR / PF		Static applications: -50°C to +120°C
		IP40	Yes	Moving applications: -45°C to +120°C
		IP65	Yes	**Fitting characteristics**
		IP68	Yes 4 bar 30mins with Heavy Weight Conduits 2 bar 30mins with Standard Weight Conduits	
		IP69	Yes	

Type SFA

Straight fitting - Swivel internal female thread / Materials: Polyamide (nylon) 66, nickel plated brass thread/TPE / Colour: Black (BL) / Yellow (Y), Blue (B) Elastomer



Part no.	Nominal conduit size (mm)	Metric thread	Part no.	Nominal conduit size (mm)	NPT thread (in)
AT13/M16/SFA/BL*	13	M16	AT13/038/SFA/BL*	13	⅜
AT16/M16/SFA/BL*	16	M16	AT16/038/SFA/BL*	16	⅜
AT21/M20/SFA/BL*	21	M20	AT21/050/SFA/BL*	21	½
AT28/M25/SFA/BL*	28	M25	AT28/075/SFA/BL*	28	¾
AT34/M32/SFA/BL*	34	M32	AT34/100/SFA/BL*	34	1
AT42/M40/SFA/BL*	42	M40	AT42/125/SFA/BL*	42	1 ¼
–	–	–	AT48/150/SFA/BL*	48	1 ½
AT54/M50/SFA/BLY	54	M50	–	–	–
AT54/M63/SFA/BLY	54	M63	AT54/200/SFA/BL*	54	2

For attachments to external threads & other fittings
* = Y (yellow elastomer); B (blue elastomer)

Approvals	Blue Elastomer version only	IP rating	Appropriate conduit	Temperature range
		For use with: Type PA / PR / PF		Static applications: -50°C to +120°C
		IP40	Yes	Moving applications: -45°C to +120°C
		IP65	Yes	**Fitting characteristics**
		IP68	Yes 4 bar 30mins with Heavy Weight Conduits 2 bar 30mins with Standard Weight Conduits	
		IP69	Yes	

Non-metallic conduit systems

ATS™ Type CSF90 & Type SF45 fittings

Type CSF90

90° Elbow body - Swivel internal female thread / Materials: Polyamide (nylon) 66, nickel plated brass thread/TPE / Colour: Black (BL) / Yellow (Y), Blue (B) Elastomer



Part no.	Nominal conduit size (mm)	Metric thread	Part no.	Nominal conduit size (mm)	NPT thread (in)
AT13/M16/CSF90/BL*	13	M16	AT13/038/CSF90/BL*	13	⅜
AT16/M16/CSF90/BL*	16	M16	AT16/038/CSF90/BL*	16	⅜
AT21/M20/CSF90/BL*	21	M20	AT21/050/CSF90/BL*	21	½
AT28/M25/CSF90/BL*	28	M25	AT28/075/CSF90/BL*	28	¾
AT34/M32/CSF90/BL*	34	M32	AT34/100/CSF90/BL*	34	1
AT42/M40/CSF90/BL*	42	M40	AT42/125/CSF90/BL*	42	1 ¼
–	–	–	AT48/150/CSF90/BL*	48	1 ½
AT54/M50/CSF90/BL*	54	M50	–	–	–
AT54/M63/CSF90/BL*	54	M63	AT54/200/CSF90/BL*	54	2

For insertion into threaded entries & knockouts. Order locknuts separately
* = Y (yellow elastomer); B (blue elastomer)

Approvals	Blue Elastomer version only	IP rating	Appropriate conduit	Temperature range
		For use with: Type PA / PR / PF		Static applications: -50°C to +120°C
		IP66	Yes	Moving applications: -45°C to +120°C
		IP67	Yes	**Fitting characteristics**
		IP68	Yes 4 bar 30mins with Heavy Weight Conduits 2 bar 30mins with Standard Weight Conduits	
		IP69	Yes	

Type SF45

45° Elbow body - Swivel internal female thread / Materials: Polyamide (nylon) 66, nickel plated brass thread/TPE / Colour: Black (BL) / Yellow (Y), Blue (B) Elastomer



Part no.	Nominal conduit size (mm)	Metric thread	Part no.	Nominal conduit size (mm)	NPT thread (in)
AT13/M16/SF45/BL*	13	M16	AT13/038/SF45/BL*	13	⅜
AT16/M16/SF45/BL*	16	M16	AT16/038/SF45/BL*	16	⅜
AT21/M20/SF45/BL*	21	M20	AT21/050/SF45/BL*	21	½
AT28/M25/SF45/BL*	28	M25	AT28/075/SF45/BL*	28	¾
AT34/M32/SF45/BL*	34	M32	AT34/100/SF45/BL*	34	1
AT42/M40/SF45/BL*	42	M40	AT42/125/SF45/BL*	42	1 ¼
–	–	–	AT48/150/SF45/BL*	48	1 ½
AT54/M50/SF45/BL*	54	M50	–	–	–
AT54/M63/SF45/BL*	54	M63	AT54/200/SF45/BL*	54	2

For attaching to external threads & other fittings
* = Y (yellow elastomer); B (blue elastomer)

Approvals	Blue Elastomer version only	IP rating	Appropriate conduit	Temperature range
		For use with: Type PA / PR / PF		Static applications: -50°C to +120°C
		IP66	Yes	Moving applications: -45°C to +120°C
		IP67	Yes	**Fitting characteristics**
		IP68	Yes 4 bar 30mins with Heavy Weight Conduits 2 bar 30mins with Standard Weight Conduits	
		IP69	Yes	

Non-metallic conduit systems

ATS™ Types SFAJ, CSF90J & SF45J swivel housing fittings

Type SFAJ

Straight fitting - Swivel housing / Materials: Polyamide (nylon) 66, nickel plated brass thread/TPE / Colour: Black (BL) / Yellow (Y) Elastomer



Part no.	Nominal conduit size (mm)	Metric thread
AT16/M16/SFAJ/BLY	16	M16
AT21/M20/SFAJ/BLY	21	M20
AT28/M25/SFAJ/BLY	28	M25
AT34/M32/SFAJ/BLY	34	M32
AT42/M40/SFAJ/BLY	42	M40
AT54/M50/SFAJ/BLY	54	M50
AT54/M63/SFAJ/BLY	54	M63

Swivel metal housing for use with Jacob PERFECT cable glands

Type CSF90J

90° Elbow body - Swivel Housing / Materials: Polyamide (nylon) 66, nickel plated brass thread/TPE / Colour: Black (BL) / Yellow (Y) Elastomer



Part no.	Nominal conduit size (mm)	Metric thread
AT16/M16/CSF90J/BLY	16	M16
AT21/M20/CSF90J/BLY	21	M20
AT28/M25/CSF90J/BLY	28	M25
AT34/M32/CSF90J/BLY	34	M32
AT42/M40/CSF90J/BLY	42	M40
AT54/M50/CSF90J/BLY	54	M50
AT54/M63/CSF90J/BLY	54	M63

Type SF45

45° Elbow body - Swivel housing / Materials: Polyamide (nylon) 66, nickel plated brass thread/TPE / Colour: Black (BL) / Yellow (Y) Elastomer



Part no.	Nominal conduit size (mm)	Metric thread
AT16/M16/SF45J/BLY	16	M16
AT21/M20/SF45J/BLY	21	M20
AT28/M25/SF45J/BLY	28	M25
AT34/M32/SF45J/BLY	34	M32
AT42/M40/SF45J/BLY	42	M40
AT54/M50/SF45J/BLY	54	M50
AT54/M63/SF45J/BLY	54	M63

Swivel metal housing for use with Jacob PERFECT cable glands

Approvals

KM35161

IP rating — **Appropriate conduit**

For use with: Type PA /PR / PF

IP40	Yes
IP65	Yes
IP68	Yes 4 bar 30mins with Heavy Weight Conduits 2 bar 30mins with Standard Weight Conduits
IP69	N/A

Temperature range

Static applications: -50°C to +120°C

Moving applications: -45°C to +120°C

Fitting characteristics

Non-metallic conduit systems

ATS™ Type SFA - UNEF fittings

Type SFA - UNEF

Straight body - Swivel internal female thread / Materials: Polyamide (nylon) 66, aluminium/TPE / Colour: Black (BL) / Yellow (Y) Elastomer





Part no.	Nominal conduit size (mm)	Connector UNEF thread	Part no.	Nominal conduit size (mm)	Connector UNEF thread
AT13/U063/SFA/BL*	13	⅝" - 24	AT21/U144/SFA/BL*	21	1 7/16" - 18
AT13/U075/SFA/BL*	13	¾" - 20	AT21/U175/SFA/BL*	21	1 ¾" - 18
AT13/U088/SFA/BL*	13	⅞" - 20	AT28/U088/SFA/BL*	28	⅞" - 20
AT16/U063/SFA/BL*	16	⅝" - 24	AT28/U094/SFA/BL*	28	15/16" - 20
AT16/U075/SFA/BL*	16	¾" - 20	AT28/U100/SFA/BL*	28	1" - 20
AT16/U081/SFA/BL*	16	13/16" - 20	AT28/U119/SFA/BL*	28	1 3/16" - 18
AT16/U088/SFA/BL*	16	⅞" - 20	AT28/U138/SFA/BL*	28	1 ⅜" - 18
AT16/U094/SFA/BL*	16	15/16" - 20	AT28/U144/SFA/BL*	28	1 7/16" - 18
AT16/U100/SFA/BL*	16	1" - 20	AT28/U175/SFA/BL*	28	1 ¾" - 18
AT16/U119/SFA/BL*	16	1 3/16" - 18	AT28/U200/SFA/BL*	28	2" - 16
AT16/U131/SFA/BL*	16	1 5/16" - 18	AT28/U225/SFA/BL*	28	2 ¼" - 16
AT21/U075/SFA/BL*	21	¾" - 20	AT34/U100/SFA/BL*	34	1" - 20
AT21/U088/SFA/BL*	21	⅞" - 20	AT34/U119/SFA/BL*	34	1 3/16" - 18
AT21/U094/SFA/BL*	21	15/16" - 20	AT34/U144/SFA/BL*	34	1 7/16" - 18
AT21/U100/SFA/BL*	21	1" - 20	AT34/U175/SFA/BL*	34	1 ¾" - 18
AT21/U113/SFA/BL*	21	1 ⅛" - 18	AT34/U200/SFA/BL*	34	2" - 16
AT21/U119/SFA/BL*	21	1 3/16" - 18	AT42/U175/SFA/BL*	42	1 ¾" - 18
AT21/U131/SFA/BL*	21	1 5/16" - 18	AT42/U200/SFA/BL*	42	2" - 16
AT21/U138/SFA/BL*	21	1 ⅜" - 18	–	–	–

For coupling to UNEF circular connectors
* = Y (yellow elastomer); B (blue elastomer)
Blue version MTO, subject to MOQ

Approvals

Blue Elastomer version only

Intertek

IP rating	Appropriate conduit
For use with: Type PA / PR / PF	
IP40	Yes
IP65	Yes
IP68	Yes 4 bar 30mins with Heavy Weight Conduits 2 bar 30mins with Standard Weight Conduits
IP69	Yes

Temperature range
Static applications: -50°C to +120°C
Moving applications: -45°C to +120°C
Fitting characteristics

Non-metallic conduit systems

ATS™ Type CSF90 - UNEF fittings

Type CSF90 - UNEF

90° Elbow body - Swivel internal female thread / Materials: Polyamide (nylon) 66, nickel plated brass thread/TPE / Colour: Black (BL) / Yellow (Y) Elastomer



Part no.	Nominal conduit size (mm)	Connector UNEF thread	Part no.	Nominal conduit size (mm)	Connector UNEF thread
AT13/U063/CSF90/BL*	13	5/8" - 24	AT21/U144/CSF90/BL*	21	1 7/16" - 18
AT13/U075/CSF90/BL*	13	3/4" - 20	AT21/U175/CSF90/BL*	21	1 3/4" - 18
AT13/U088/CSF90/BL*	13	7/8" - 20	AT28/U088/CSF90/BL*	28	7/8" - 20
AT16/U063/CSF90/BL*	16	5/8" - 24	AT28/U094/CSF90/BL*	28	15/16" - 20
AT16/U075/CSF90/BL*	16	3/4" - 20	AT28/U100/CSF90/BL*	28	1" - 20
AT16/U081/CSF90/BL*	16	13/16" - 20	AT28/U119/CSF90/BL*	28	1 3/16" - 18
AT16/U088/CSF90/BL*	16	7/8" - 20	AT28/U138/CSF90/BL*	28	1 3/8" - 18
AT16/U094/CSF90/BL*	16	15/16" - 20	AT28/U144/CSF90/BL*	28	1 7/16" - 18
AT16/U100/CSF90/BL*	16	1" - 20	AT28/U175/CSF90/BL*	28	1 3/4" - 18
AT16/U119/CSF90/BL*	16	1 3/16" - 18	AT28/U200/CSF90/BL*	28	2" - 16
AT16/U131/CSF90/BL*	16	1 5/16" - 18	AT28/U225/CSF90/BL*	28	2 1/4" - 16
AT21/U075/CSF90/BL*	21	3/4" - 20	AT34/U100/CSF90/BL*	34	1" - 20
AT21/U088/CSF90/BL*	21	7/8" - 20	AT34/U119/CSF90/BL*	34	1 3/16" - 18
AT21/U094/CSF90/BL*	21	15/16" - 20	AT34/U144/CSF90/BL*	34	1 7/16" - 18
AT21/U100/CSF90/BL*	21	1" - 20	AT34/U175/CSF90/BL*	34	1 3/4" - 18
AT21/U113/CSF90/BL*	21	1 1/8" - 18	AT34/U200/CSF90/BL*	34	2" - 16
AT21/U119/CSF90/BL*	21	1 3/16" - 18	AT42/U175/CSF90/BL*	42	1 3/4" - 18
AT21/U131/CSF90/BL*	21	1 5/16" - 18	AT42/U200/CSF90/BL*	42	2" - 16
AT21/U138/CSF90/BL*	21	1 3/8" - 18	–	–	–

For coupling to UNEF circular connectors
* = Y (yellow elastomer); B (blue elastomer)
Blue version MTO, subject to MOQ

Approvals

Blue Elastomer version only

Intertek

IP rating	Appropriate conduit
For use with: Type PA / PR / PF	
IP40	Yes
IP65	Yes
IP68	Yes 4 bar 30mins with Heavy Weight Conduits 2 bar 30mins with Standard Weight Conduits
IP69	Yes

Temperature range
Static applications: -50°C to +120°C
Moving applications: -45°C to +120°C
Fitting characteristics

Non-metallic conduit systems

ATS™ Type SF45 - UNEF fittings

Type SF45 - UNEF

45° Elbow body - Swivel internal female thread / Materials: Polyamide (nylon) 66, aluminium/TPE / Colour: Black (BL) / Yellow (Y), Blue (B) Elastomer



Part no.	Nominal conduit size (mm)	Metric thread	Part no.	Nominal conduit size (mm)	NPT thread
AT13/U063/SF45/BL*	13	5/8" - 24	AT21/U144/SF45/BL*	21	1 7/16" - 18
AT13/U075/SF45/BL*	13	3/4" - 20	AT21/U175/SF45/BL*	21	1 3/4" - 18
AT13/U088/SF45/BL*	13	7/8" - 20	AT28/U088/SF45/BL*	28	7/8" - 20
AT16/U063/SF45/BL*	16	5/8" - 24	AT28/U094/SF45/BL*	28	15/16" - 20
AT16/U075/SF45/BL*	16	3/4" - 20	AT28/U100/SF45/BL*	28	1" - 20
AT16/U081/SF45/BL*	16	13/16" - 20	AT28/U119/SF45/BL*	28	1 3/16" - 18
AT16/U088/SF45/BL*	16	7/8" - 20	AT28/U138/SF45/BL*	28	1 3/8" - 18
AT16/U094/SF45/BL*	16	15/16" - 20	AT28/U144/SF45/BL*	28	1 7/16" - 18
AT16/U100/SF45/BL*	16	1" - 20	AT28/U175/SF45/BL*	28	1 3/4" - 18
AT16/U119/SF45/BL*	16	1 3/16" - 18	AT28/U200/SF45/BL*	28	2" - 16
AT16/U131/SF45/BL*	16	1 5/16" - 18	AT28/U225/SF45/BL*	28	2 1/4" - 16
AT21/U075/SF45/BL*	21	3/4" - 20	AT34/U100/SF45/BL*	34	1" - 20
AT21/U088/SF45/BL*	21	7/8" - 20	AT34/U119/SF45/BL*	34	1 3/16" - 18
AT21/U094/SF45/BL*	21	15/16" - 20	AT34/U144/SF45/BL*	34	1 7/16" - 18
AT21/U100/SF45/BL*	21	1" - 20	AT34/U175/SF45/BL*	34	1 3/4" - 18
AT21/U113/SF45/BL*	21	1 1/8" - 18	AT34/U200/SF45/BL*	34	2" - 16
AT21/U119/SF45/BL*	21	1 3/16" - 18	AT42/U175/SF45/BL*	42	1 3/4" - 18
AT21/U131/SF45/BL*	21	1 5/16" - 18	AT42/U200/SF45/BL*	42	2" - 16
AT21/U138/SF45/BL*	21	1 3/8" - 18	–	–	–

For coupling to UNEF circular connectors
* = Y (yellow elastomer); B (blue elastomer)
Blue version MTO, subject to MOQ

Approvals

Blue Elastomer version only

Intertek

IP rating	Appropriate conduit
For use with: Type PA / PR / PF	
IP40	Yes
IP65	Yes
IP68	Yes 4 bar 30mins with Heavy Weight Conduits 2 bar 30mins with Standard Weight Conduits
IP69	Yes

Temperature range
Static applications: -50°C to +120°C
Moving applications: -45°C to +120°C

Fitting characteristics

Non-metallic conduit systems

ATS™ Type U swivel couplers

Type U

Straight PA66 body - Swivel coupler / Materials: Polyamide (nylon) 66/TPE / Colour: Black (BL) / Yellow (Y), Blue (B) Elastomer



Part no.	Nominal conduit size (mm)	Nominal dimensions / Conduit size (mm) C	D	E
AT13/A/U/BL*	13	21.2	21.2	70.0
AT16/A/U/BL*	16	23.2	23.2	76.0
AT21/A/U/BL*	21	30.2	30.2	82.0
AT28/A/U/BL*	28	37.2	37.2	86.5
AT34/A/U/BL*	34	44.2	44.2	89.0
AT42/A/U/BL*	42	54.2	54.2	110.4
AT48/A/U/BL*	48	65.0	65.0	118.2
AT54/A/U/BL*	54	66.2	66.2	125.0

For coupling to corrugated flexible conduit
* = Y (yellow elastomer); B (blue elastomer)
Blue version MTO, subject to MOQ

Approvals

KM35161

Blue Elastomer version only

Intertek

IP rating	Appropriate conduit
For use with: Type PA / PR / PF	
IP40	Yes
IP65	Yes
IP68	Yes 4 bar 30mins with Heavy Weight Conduits 2 bar 30mins with Standard Weight Conduits
IP69	Yes

Temperature range

Static applications: -50°C to +120°C
Moving applications: -45°C to +120°C

Fitting characteristics

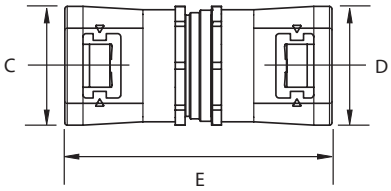

Non-metallic conduit systems

ATS™ Type FL/A panel mounting fittings

Type FL/A

Straight panel mounting-swivel flange / Materials: Polyamide (nylon) 66/TPE / Colour: Black (BL) / Yellow (Y), Blue (B) Elastomer





Part no.	Nominal conduit size (mm)
AT16/FL/A/BL*	16
AT21/FL/A/BL*	21
AT28/FL/A/BL*	28

With integral face seal
* = Y (yellow elastomer); B (blue elastomer)
Blue version MTO, subject to MOQ

Approvals

Blue Elastomer version only

Intertek

IP rating	Appropriate conduit
For use with: Type PA / PR / PF	
IP40	Yes
IP65	Yes
IP68	Yes 4 bar 30mins with Heavy Weight Conduits 2 bar 30mins with Standard Weight Conduits
IP69	Yes

Temperature range
Static applications: -50°C to +120°C
Moving applications: -45°C to +120°C

Fitting characteristics

Non-metallic conduit systems

ATS™ Types FL/C90 and FL/45 panel mounting fittings

Panel mounting Type FL/C90

90° Elbow body - Panel mounting swivel flange / Materials: Polyamide (nylon) 66/TPE / Colour: Black (BL) / Yellow (Y), Blue (B) Elastomer





Part no.	Nominal conduit size (mm)
AT13/FL/C90/BL*	13
AT16/FL/C90/BL*	16
AT21/FL/C90/BL*	21
AT28/FL/C90/BL*	28

For panel mounting via 2 hole fixing & integral face seal
* = Y (yellow elastomer); B (blue elastomer)
Blue version MTO, subject to MOQ

Approvals

Blue Elastomer version only

IP rating	Appropriate conduit
For use with: Type PA / PR / PF	
IP40	Yes
IP65	Yes
IP68	Yes 4 bar 30mins with Heavy Weight Conduits 2 bar 30mins with Standard Weight Conduits
IP69	Yes

Temperature range
Static applications: -50°C to +120°C
Moving applications: -45°C to +120°C
Fitting characteristics

Panel mounting Type FL45

45° Elbow body - Panel mounting swivel flange / Materials: Polyamide (nylon) 66/TPE / Colour: Black (BL) / Yellow (W), Blue (B) Elastomer





Part no.	Nominal conduit size (mm)
AT16/FL/45/BL*	16
AT21/FL/45/BL*	21
AT28/FL/45/BL*	28

With integral face seal
* = Y (yellow elastomer); B (blue elastomer)
Blue version MTO, subject to MOQ

Approvals

Blue Elastomer version only

IP rating	Appropriate conduit
For use with: Type PA / PR / PF	
IP40	Yes
IP65	Yes
IP68	Yes 4 bar 30mins with Heavy Weight Conduits 2 bar 30mins with Standard Weight Conduits
IP69	Yes

Temperature range
Static applications: -50°C to +120°C
Moving applications: -45°C to +120°C
Fitting characteristics

Non-metallic conduit systems

ATS™ Type T fittings

Type T

3 Way 'T' piece / Materials: Polyamide (nylon) 66 / Colour: Black (BL), Grey (GR) / Yellow (Y) Elastomer



		Nominal dimensions / Conduit size (mm)				
	Part no.	A	B	C	D	E
21T	AT211316/T/BLY	82	129	21	16	13
	AT211321/T/BLY	82	122	21	21	13
	AT211613/T/BLY	83	129	21	13	16
	AT211616/T/BLY	83	129	21	16	16
	AT211621/T/BLY	83	122	21	21	16
	AT212113/T/BLY	75	129	21	21	13
	AT211616/T/BLY	83	129	21	16	16
	AT212121/T/BLY	75	122	21	21	21
28T	AT212821/T/BLY	82	152	21	21	28
	AT281321/T/BLY	88	141	28	21	13
	AT281328/T/BLY	88	129	28	28	13
	AT281621/T/BLY	90	141	28	21	16
	AT281628/T/BLY	90	129	28	28	16
	AT282121/T/BLY	93	141	28	21	21
	AT282128/T/BLY	93	129	28	28	21
	AT282828/T/BLY	82	129	28	28	28
34T	AT341634/T/BLY	98	139	34	34	16
	AT342128/T/BLY	104	150	34	28	21
	AT342134/T/BLY	104	139	34	34	21
	AT343434/T/BLY	91	139	34	34	34

Approvals

KM35161

IP rating — **Appropriate conduit**

For use with: Type PA / PR / PF

IP66	Yes
IP67	Yes
IP68	Yes 4 bar 30mins with Heavy Weight Conduits 2 bar 30mins with Standard Weight Conduits
IP69	Yes

Temperature range

Static applications: -50°C to +120°C

Moving applications: -45°C to +120°C

Fitting characteristics

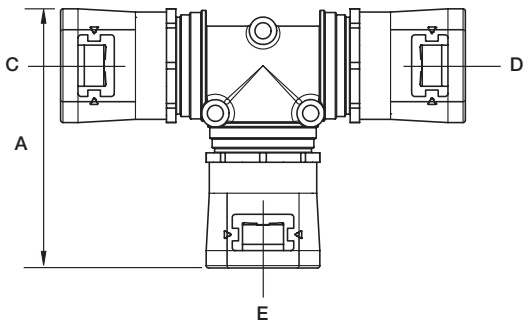

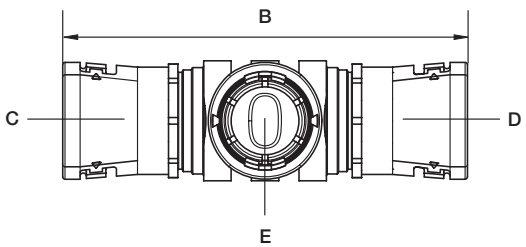

Non-metallic conduit systems

ATS™ Type Y fittings

Type Y

3 Way 'T' piece / Materials: Polyamide (nylon) 66, / Colour: Black (BL), Grey (GR) / Yellow (Y) Elastomer



	Part no.	Nominal dimensions/conduit size (mm) A	B	C	D	E
28Y	AT282113/Y/BLY	107.1	117.8	28	21	13
	AT282116/Y/BLY	110.6	117.8	28	21	16
	AT282121/Y/BLY	116.4	129.9	28	21	21
	AT282813/Y/BLY	108.7	124.6	28	28	13
	AT282816/Y/BLY	112.2	124.6	28	28	16
	AT282821/Y/BLY	116.6	124.6	28	28	21
	AT282828/Y/BLY	165.0	119.0	28	28	28

Approvals

KM35161

IP rating — **Appropriate conduit**

For use with: Type PA / PR / PF

IP40	Yes
IP65	Yes
IP68	Yes 4 bar 30mins with Heavy Weight Conduits 2 bar 30mins with Standard Weight Conduits
IP69	Yes

Temperature range

Static applications: -50°C to +120°C

Moving applications: -45°C to +120°C

Fitting characteristics

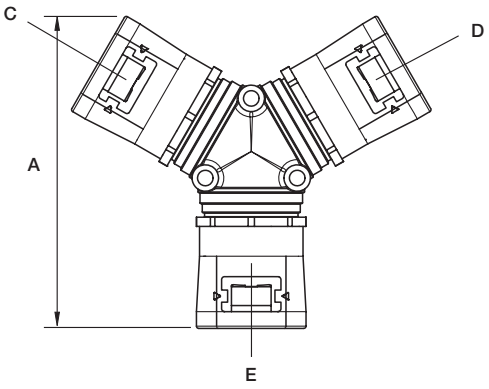

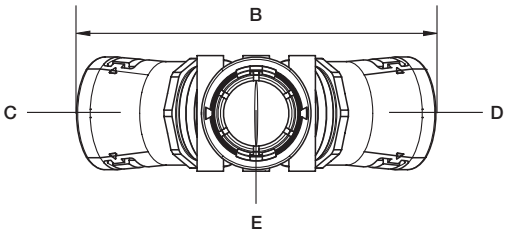

Non-metallic conduit systems

Adaptalok AL Type A fittings

Type A

Straight fitting - Fixed external male thread / Materials: Polyamide (nylon) 66 / Colour: Black (BL)



Part no.	Nominal conduit size (mm)	Metric thread
AL10/M12/A/BL*	10	M12
–	–	–
AL13/M16/A/BL	13	M16
AL13/M20/A/BL*	13	M20
–	–	–
AL16/M16/A/BL	16	M16
AL16/M20/A/BL	16	M20
–	–	–
–	–	–
AL21/M20/A/BL	21	M20
–	–	–
AL21/M25/A/BL	21	M25
AL28/M25/A/BL	28	M25
AL28/M32/A/BL	28	M32
AL34/M32/A/BL	34	M32
AL34/M40/A/BL	34	M40
AL42/M40/A/BL	42	M40
AL42/M50/A/BL	42	M50
AL54/M50/A/BL	54	M50
AL54/M63/A/BL	54	M63

Part no.	Nominal conduit size (mm)	PG thread
AL10/PG7/A/BL*	10	PG7
AL10/PG9/A/BL*	10	PG9
AL13/PG9/A/BL*	13	PG9
AL13/PG11/A/BL*	13	PG11
AL13/PG13/A/BL*	13	PG13,5
AL16/PG9/A/BL	16	PG9
AL16/PG11/A/BL	16	PG11
AL16/PG13/A/BL	16	PG13,5
AL16/PG16/A/BL	16	PG16
AL21/PG11/A/BL	21	PG11
AL21/PG13/A/BL	21	PG13,5
AL21/PG16/A/BL	21	PG16
AL28/PG21/A/BL	28	PG21
–	–	–
AL34/PG29/A/BL	34	PG29
–	–	–
AL42/PG36/A/BL	42	PG36
–	–	–
AL54/PG48/A/BL	54	PG48
–	–	–

Part no.	Nominal conduit size (mm)	PF thread
AL10/PF025/A/BL*	10	¼”
AL13/PF038/A/BL*	13	⅜”
AL16/PF038/A/BL	16	⅜”
AL16/PF050/A/BL	16	½”
AL21/PF050/A/BL	21	½”
AL28/PF075/A/BL	28	¾”
AL34/PF100/A/BL	34	1”
AL42/PF125/A/BL	42	1 ¼”
AL54/PF150/A/BL	54	1 ½”
AL54/PF200/A/BL	54	2”

Part no.	Nominal conduit size (mm)	NPT thread (in)
–	–	–
AL13/038/A/BL*	13	⅜
AL16/038/A/BL	16	⅜
AL16/050/A/BL	16	½
AL21/050/A/BL	21	½
AL28/075/A/BL	28	¾
AL34/100/A/BL	34	1
AL42/125/A/BL	42	1 ¼
AL54/150/A/BL	54	1 ½
–	–	–

For insertion into knockouts using a locknut. Locknut supplied with METRIC THREAD ONLY
*These parts are not covered by the UR certification

Approvals

KM35161

IP rating	Appropriate conduit
For use with: Type PA / CP / PR / PF	
IP66	Yes
IP67	Yes + ALS Seal
IP68	Yes + ALS Seal
IP69	Yes + ALS Seal

Temperature range
Static applications: -50°C to +120°C
Moving applications: -45°C to +120°C
Fitting characteristics

For ALS Seal see page 79

Non-metallic conduit systems

Adaptalok AL Type C90 fittings

Type C90 **90° elbow fitting - Fixed external male thread / Materials: Polyamide (nylon) 66 / Colour: Black (BL)**



Part no.	Nominal conduit size (mm)	Metric thread
AL10/M12/C90/BL*	10	M12
AL13/M16/C90/BL*	13	M16
AL16/M16/C90/BL	16	M16
AL16/M20/C90/BL	16	M20
–	–	–
AL21/M20/C90/BL	21	M20
–	–	–
AL28/M25/C90/BL	28	M25
AL34/M32/C90/BL	34	M32
AL42/M40/C90/BL	42	M40
AL54/M50/C90/BL	54	M50
AL54/M63/C90/BL	54	M63

Part no.	Nominal conduit size (mm)	PG thread
AL10/PG7/C90/BL*	10	PG7
AL13/PG9/C90/BL*	13	PG9
AL16/PG9/C90/BL	16	PG9
AL16/PG11/C90/BL	16	PG11
AL16/PG13/C90/BL	16	PG13,5
AL21/PG13/C90/BL	21	PG31,5
AL21/PG16/C90/BL	21	PG16
AL28/PG21/C90/BL	28	PG21
AL34/PG29/C90/BL	34	PG29
AL42/PG36/C90/BL	42	PG36
AL54/PG48/C90/BL	54	PG48
–	–	–

Part no.	Nominal conduit size (mm)	PF thread (in)
AL13/PFO38/C90/BL*	13	⅜
AL16/PFO38/C90/BL	16	⅜
AL16/PFO50/C90/BL	16	½
AL21/PFO50/C90/BL	21	½
AL28/PFO75/C90/BL	28	¾
AL34/PF100/C90/BL	34	1
AL42/PF125/C90/BL	42	1 ¼
AL54/PF150/C90/BL	54	1 ½
AL54/PF200/C90/BL	54	2

Part no.	Nominal conduit size (mm)	NPT thread (in)
AL13/038/C90/BL*	13	⅜
–	–	–
AL16/050/C90/BL	16	½
AL21/050/C90/BL	21	½
AL28/075/C90/BL	28	¾
AL34/100/C90/BL	34	1
AL42/125/C90/BL	42	1 ¼
AL54/150/C90/BL	54	1 ½
AL54/200/C90/BL	54	2

For insertion into knockouts using a locknut. Locknut supplied with METRIC THREAD ONLY
*These parts are not covered by the UR certification

Approvals

KM35161

IP rating	Appropriate conduit
For use with: Type PA / CP / PR / PF	
IP66	Yes
IP67	Yes + ALS Seal
IP68	Yes + ALS Seal
IP69	Yes + ALS Seal

Temperature range
Static applications: -50°C to +120°C
Moving applications: -45°C to +120°C

For ALS Seal see page 79

Non-metallic conduit systems

Adaptalok AL Type 45 and push-in fittings

Type 45

45° Elbow fitting - Fixed external male thread / Materials: Polyamide (nylon) 66 / Colour: Black (BL)



Part no.	Nominal conduit size (mm)	Metric thread	Part no.	Nominal conduit size (mm)	PG thread
AL13/M16/45/BL*	13	M16	AL13/PG9/45/BL*	13	PG9
AL16/M16/45/BL	16	M16	AL16/PG11/45/BL	16	PG11
AL16/M20/45/BL	16	M20	AL16/PG13/45/BL	16	PG13,5
AL21/M20/45/BL	21	M20	AL21/PG13/45/BL	21	PG13,5
–	–	–	AL21/PG16/45/BL	21	PG16
AL28/M25/45/BL	28	M25	AL28/PG21/45/BL	28	PG21
AL34/M32/45/BL	34	M32	AL34/PG29/45/BL	34	PG29
AL42/M50/45/BL	42	M40	AL42/PG36/45/BL	42	PG36
AL54/M50/45/BL	54	M50	AL54/PG48/45/BL	54	PG48
AL54/M63/45/BL	54	M63	–	–	–

For insertion into knockouts using a locknut. Locknut supplied with METRIC THREAD ONLY
*These parts are not covered by the UR certification

Approvals	IP rating	Appropriate conduit	Temperature range
	For use with: Type PA / CP / PR / PF		Static applications: -50°C to +120°C
	IP66	Yes	Moving applications: -45°C to +120°C
	IP67	Yes + ALS Seal	
	IP68	Yes + ALS Seal	
	IP69	Yes + ALS Seal	

Push-in

Straight fitting - Fixed external male thread / Materials: Polyamide (nylon) 66 / Colour: Black (BL)



Part no.	Nominal conduit size (mm)
AL16/KM20/A/BL	16
AL21/KM20/A/BL	21

Inserts into a 20mm knockout, panel thickness up to 4mm, no locknut required

Approvals	IP rating	Appropriate conduit	Temperature range
	For use with: Type PA / CP / PR / PF		Static applications: -50°C to +120°C
	IP40 More offered when fitted with ALS Seal	Yes	Moving applications: -45°C to +120°C

For ALS Seal see page 79

Non-metallic conduit systems

Adaptalok AL 3 way couplers and swivel couplers

3-Way Coupler

3-Way PA66 fitting / Materials: Polyamide (nylon) 66 / Colour: Black (BL)



Part no.	Nominal conduit size combination (mm)
AL131010/Y/BL	13x10x10
AL161313/Y/BL	16x13x13
AL211616/Y/BL	21x16x16
AL282121/Y/BL	28x21x21

For coupling three corrugated flexible conduits

Approvals

KM35161

IP rating	Appropriate conduit
For use with: Type PA / CP / PR / PF / PK	
IP66	Yes
IP67	Yes + ALS Seal
IP68	Yes + ALS Seal
IP69	Yes + ALS Seal

Temperature range
Static applications: -50°C to +120°C
Moving applications: -45°C to +120°C

Swivel coupler

Straight PA66 body swivel coupler /Materials: Polyamide (nylon) 66 + aluminium / Colour: Black (BL)



Part no.	Nominal conduit size (mm)
AL13/A/U/BL	13
AL16/A/U/BL	16
AL21/A/U/BL	21
AL28/A/U/BL	28
AL34/A/U/BL	34
AL42/A/U/BL	42
AL54/A/U/BL	54

For coupling two corrugated flexible conduits

Approvals

KM35161

IP rating	Appropriate conduit
For use with: Type PA / CP / PR / PF	
IP66	Yes
IP67	Yes + ALS Seal
IP68	Yes + ALS Seal
IP69	Yes + ALS Seal

Temperature range
Static applications: -50°C to +120°C
Moving applications: -45°C to +120°C

Fitting characteristics

For ALS Seal see page 79

Non-metallic conduit systems

Adaptalok AL Types FL/A, FL/C90 and FL/90 panel mounting fittings

Type FL/A

Straight panel mounting swivel flange / Materials: Polyamide (nylon) 66 / Colour: Black (BL)



Part no.	Nominal conduit size (mm)
AL16/FL/A/BL	16
AL21/FL/A/BL	21
AL28/FL/A/BL	28
AL54/FL/A/BL	54

With integral face seal

Approvals

KM35161

IP rating	Appropriate conduit
For use with: Type PA / CP / PR / PF	
IP66	Yes
IP67	Yes + ALS Seal
IP68	Yes + ALS Seal
IP69	Yes + ALS Seal

Temperature range

Static applications: -50°C to +120°C

Moving applications: -45°C to +120°C

Fitting characteristics

Type FL/C90

90° Elbow body - Panel mount swivel flange / Materials: Polyamide (nylon) 66 / Colour: Black (BL)



Part no.	Nominal conduit size (mm)
AL13/FL/C90/BL	13
AL16/FL/C90/BL	16
AL21/FL/C90/BL	21
AL28/FL/C90/BL	28

For panel mounting via 2 hole fixing & integral face seal

Type FL/90

90° Elbow body - Panel mount flange / Materials: Polyamide (nylon) 66 / Colour: Black (BL), Grey (GR)



Part no.	Nominal conduit size (mm)
AL34/FL/90/BL	34
AL42/FL/90/BL	42
AL54/FL/90/BL	54

For panel mounting via 4 hole fixing & integral face seal

Approvals

KM35161

IP rating	Appropriate conduit
For use with: Type PA / CP / PR / PF	
IP66	Yes
IP67	Yes + ALS Seal
IP68	Yes + ALS Seal
IP69	Yes + ALS Seal

Temperature range

Static applications: -50°C to +120°C

Moving applications: -45°C to +120°C

Fitting characteristics (FLC/90 ONLY)

For ALS Seal see page 79

Non-metallic conduit systems

Adaptalok AL Types FL/45 and jumbo panel mounting fittings

Type FL/45

45° Panel mounting swivel flange / Materials: Polyamide (nylon) 66 / Colour: Black (BL)



Part no.	Nominal conduit size (mm)
AL16/FL/45/BL	16
AL21/FL/45/BL	21
AL28/FL/45/BL	28
AL54/FL/45/BL	54

With integral face seal

Approvals

KM35161

IP rating	Appropriate conduit
For use with: Type PA / CP / PR / PF	
IP66	Yes
IP67	Yes + ALS Seal
IP68	Yes + ALS Seal
IP69	Yes + ALS Seal

Temperature range
Static applications: -50°C to +120°C
Moving applications: -45°C to +120°C

Fitting characteristics

Jumbo Type FL/A

Straight panel mounting swivel flange / Materials: Polyamide (nylon) 66 / Colour: Black (BL)



Part no.	Nominal conduit size (mm)
ADC80/FL/A/BL	80
ADC106/FL/A/BL	106

For coupling to UNEF circular connectors

Approvals

KM35161

IP rating	Appropriate conduit
For use with: Type PA / CP / PR / PF	
IP40	Yes
IP65	Yes + ALS Seal

Temperature range
Static applications: -50°C to +120°C
Moving applications: -45°C to +120°C

Non-metallic conduit systems

Adaptalok AL Types SA & CS90 fittings

Type SA **Straight fitting - Swivel external male thread / Materials: Polyamide (nylon) 66, nickel plated brass thread / Colour: Black (BL)**



Part no.	Nominal conduit size (mm)	Metric thread	Part no.	Nominal conduit size (mm)	PG thread
AL13/M16/SA/BL*	13	M16	AL13/PG9/SA/BL*	13	PG9
AL16/M16/SA/BL	16	M16	AL16/PG11/SA/BL	16	PG11
AL21/M20/SA/BL	21	M20	AL21/PG13/SA/BL	21	PG13,5
–	–	–	AL21/PG16/SA/BL	21	PG16
AL28/M25/SA/BL	28	M25	AL28/PG21/SA/BL	28	PG21
AL34/M32/SA/BL	34	M32	AL34/PG29/SA/BL	34	PG29
AL42/M40/SA/BL	42	M40	AL42/PG36/SA/BL	42	PG36
AL54/M50/SA/BL	54	M50	AL54/PG48/SA/BL	54	PG48
AL54/M63/SA/BL	54	M63	–	–	–

For insertion into threaded entries & knockouts using a locknut. Order locknut separately
*These parts are not covered by the UR certification

Approvals	IP rating	Appropriate conduit	Temperature range
	For use with: Type PA / CP / PR / PF		Static applications: -50°C to +120°C
	IP66	Yes	Moving applications: -45°C to +120°C
	IP67	Yes + ALS Seal	**Fitting characteristics**
	IP68	Yes + ALS Seal	
	IP69	Yes + ALS Seal	

Type CS90 **90° Elbow fitting - Swivel external male thread / Materials: Polyamide (nylon) 66, nickel plated brass thread / Colour: Black (BL)**



Part no.	Nominal conduit size (mm)	Metric thread	Part no.	Nominal conduit size (mm)	PG thread
AL13/M16/CS90/BL*	13	M16	AL13/PG9/CS90/BL*	13	PG9
AL16/M16/CS90/BL	16	M16	AL16/PG11/CS90/BL	16	PG11
AL21/M20/CS90/BL	21	M20	AL21/PG13/CS90/BL	21	PG13,5
–	–	–	AL21/PG16/CS90/BL	21	PG16
AL28/M25/CS90/BL	28	M25	AL28/PG21/CS90/BL	28	PG21
AL34/M32/CS90/BL	34	M32	AL34/PG29/CS90/BL	34	PG29
AL42/M40/CS90/BL	42	M40	AL42/PG36/CS90/BL	42	PG36
AL54/M50/CS90/BL	54	M50	AL54/PG48/CS90/BL	54	PG48
AL54/M63/CS90/BL	54	M63	–	–	–

For insertion into threaded entries & knockouts using a locknut. Order locknut separately
*These parts are not covered by the UR certification

Approvals	IP rating	Appropriate conduit	Temperature range
	For use with: Type PA / CP / PR / PF		Static applications: -50°C to +120°C
	IP66	Yes	Moving applications: -45°C to +120°C
	IP67	Yes + ALS Seal	**Fitting characteristics**
	IP68	Yes + ALS Seal	
	IP69	Yes + ALS Seal	

For ALS Seal see page 79

Non-metallic conduit systems

Adaptalok AL Types S45 & SFA fittings

Type S45 - Adaptalok

45° Elbow body - Swivel external male thread / Materials: Polyamide (nylon) 66, nickel plated brass thread / Colour: Black (BL)



Part no.	Nominal conduit size (mm)	Metric thread	Part no.	Nominal conduit size (mm)	PG thread
AL13/M16/S45/BL*	13	M16	AL13/PG9/S45/BL*	13	PG9
AL16/M16/S45/BL	16	M16	AL16/PG11/S45/BL	16	PG11
AL21/M20/S45/BL	21	M20	AL21/PG13/S45/BL	21	PG13,5
–	–	–	AL21/PG16/S45/BL	21	PG16
AL28/M25/S45/BL	28	M25	AL28/PG21/S45/BL	28	PG21
AL34/M32/S45/BL	34	M32	AL34/PG29/S45/BL	34	PG29
AL42/M40/S45/BL	42	M40	AL42/PG36/S45/BL	42	PG36
AL54/M50/S45/BL	54	M50	AL54/PG48/S45/BL	54	PG48
AL54/M63/S45/BL	54	M63	–	–	–

For insertion into threaded entries & knockouts using a locknut. Order locknut separately
*These parts are not covered by the UR certification

Approvals	IP rating	Appropriate conduit	Temperature range
	For use with: Type PA / CP / PR / PF		Static applications: -50°C to +120°C
	IP66	Yes	Moving applications: -45°C to +120°C
	IP67	Yes + ALS Seal	**Fitting characteristics**
	IP68	Yes + ALS Seal	
	IP69	Yes + ALS Seal	

Type SFA - Adaptalok

Straight body - Swivel internal female thread / Materials: Polyamide (nylon) 66, nickel plated brass thread / Colour: Black (BL)



Part no.	Nominal conduit size (mm)	Metric thread	Part no.	Nominal conduit size (mm)	PG thread
AL13/M16/SFA/BL	13	M16	AL13/PG9/SFA/BL	13	PG9
AL16/M16/SFA/BL	16	M16	AL16/PG11/SFA/BL	16	PG11
AL21/M20/SFA/BL	21	M20	AL21/PG13/SFA/BL	21	PG13,5
–	–	–	AL21/PG16/SFA/BL	21	PG16
AL28/M25/SFA/BL	28	M25	AL28/PG21/SFA/BL	28	PG21
AL34/M32/SFA/BL	34	M32	AL34/PG29/SFA/BL	34	PG29
AL42/M40/SFA/BL	42	M40	AL42/PG36/SFA/BL	42	PG36
AL54/M50/SFA/BL	54	M50	AL54/PG48/SFA/BL	54	PG48
AL54/M63/SFA/BL	54	M63	–	–	–

For attaching to external threads & other fittings
Swivel internal female thread Black (BL) as standard or Grey (GR) - RAL 7031

Approvals	IP rating	Appropriate conduit	Temperature range
	For use with: Type PA / CP / PR / PF		Static applications: -50°C to +120°C
	IP66	Yes	Moving applications: -45°C to +120°C
	IP67	Yes + ALS Seal	**Fitting characteristics**
	IP68	Yes + ALS Seal	
	IP69	Yes + ALS Seal	

For ALS Seal see page 79

Non-metallic conduit systems

Adaptalok AL Types CSF90 & SF45 fittings

Type CSF90

90° Elbow fitting - Swivel internal female thread / Materials: Polyamide (nylon) 66, nickel plated brass thread / Colour: Black (BL)



Part no.	Nominal conduit size (mm)	Metric thread	Part no.	Nominal conduit size (mm)	PG thread
AL13/M16/CSF90/BL	13	M16	AL13/PG9/CSF90/BL	13	PG9
AL16/M16/CSF90/BL	16	M16	AL16/PG11/CSF90/BL	16	PG11
AL21/M20/CSF90/BL	21	M20	AL21/PG13/CSF90/BL	16	PG13,5
–	–	–	AL21/PG16/CSF90/BL	21	PG16
AL28/M25/CSF90/BL	28	M25	AL28/PG21/CSF90/BL	28	PG21
AL34/M32/CSF90/BL	34	M32	AL34/PG29/CSF90/BL	34	PG29
AL42/M40/CSF90/BL	42	M40	AL42/PG36/CSF90/BL	42	PG36
AL54/M50/CSF90/BL	54	M50	AL54/PG48/CSF90/BL	54	PG48

For attachment to external threads & other fittings

Approvals	IP rating	Appropriate conduit	Temperature range
	For use with: Type PA / CP / PR / PF		Static applications: -50°C to +120°C
	IP66	Yes	Moving applications: -45°C to +120°C
	IP67	Yes + ALS Seal	**Fitting characteristics**
	IP68	Yes + ALS Seal	
	IP69	Yes + ALS Seal	

Type SF45

45° Elbow fitting - Swivel internal female thread / Materials: Polyamide (nylon) 66, nickel plated brass thread / Colour: Black (BL)



Part no.	Nominal conduit size (mm)	Metric thread	Part no.	Nominal conduit size (mm)	PG thread
AL13/M16/SF45/BL	13	M16	AL13/PG9/SF45/BL	13	PG9
AL16/M16/SF45/BL	16	M16	AL16/PG11/SF45/BL	16	PG11
AL21/M20/SF45/BL	21	M20	AL21/PG13/SF45/BL	16	PG13,5
–	–	–	AL21/PG16/SF45/BL	21	PG16
AL28/M25/SF45/BL	28	M25	AL28/PG21/SF45/BL	28	PG21
AL34/M32/SF45/BL	34	M32	AL34/PG29/SF45/BL	42	PG29
AL42/M40/SF45/BL	40	M40	AL42/PG36/SF45/BL	48	PG36
AL54/M50/SF45/BL	50	M50	AL54/PG48/SF45/BL	54	PG48
AL54/M63/SF45/BL	63	M63	–	–	–

For attachment to external threads & other fittings
*These parts are not covered by the UR certification

Approvals	IP rating	Appropriate conduit	Temperature range
	For use with: Type PA / CP / PR / PF		Static applications: -50°C to +120°C
	IP66	Yes	Moving applications: -45°C to +120°C
	IP67	Yes + ALS Seal	**Fitting characteristics**
	IP68	Yes + ALS Seal	
	IP69	Yes + ALS Seal	

For ALS Seal see page 79

Non-metallic conduit systems

Adaptalok AL Type A - UNEF fittings

Type AL **Straight body - Swivel internal female thread / Materials: Polyamide (nylon) 66 & aluminium / Colour: Black (BL) only**



Part no.	Nominal conduit size (mm)	Connector UNEF thread
AL13/U063/A/000620	13	⅝" - 24
AL13/U075/A/000620	13	¾" - 20
AL13/U088/A/000620	13	⅞" - 20
AL16/U063/A/000620	16	⅝" - 24
AL16/U075/A/000620	16	¾" - 20
AL16/U081/A/000620	16	13/16" - 20
AL16/U088/A/000620	16	⅞" - 20
AL16/U094/A/000620	16	15/16" - 20
AL16/U100/A/000620	16	1" - 20
AL16/U119/A/000620	16	1 3/16" - 18
AL16/U131/A/000620	16	1 5/16" - 18
AL21/U075/A/000620	21	¾" - 20
AL21/U088/A/000620	21	⅞" - 20
AL21/U094/A/000620	21	15/16" - 20
AL21/U100/A/000620	21	1" - 20
AL21/U113/A/000620	21	1 ⅛" - 18
AL21/U119/A/000620	21	1 3/16" - 18
AL21/U131/A/000620	21	1 5/16" - 18

Part no.	Nominal conduit size (mm)	Connector UNEF thread
AL21/U144/A/000620	21	1 7/16" - 18
AL21/U175/A/000620	21	1 ¾" - 18
AL28/U094/A/000620	28	15/16" - 20
AL28/U100/A/000620	28	1" - 20
AL28/U119/A/000620	28	1 3/16" - 18
AL28/U138/A/000620	28	1 ⅜" - 18
AL28/U144/A/000620	28	1 7/16" - 18
AL28/U175/A/000620	28	1 ¾" - 18
AL34/U100/A/000620	34	1" - 20
AL34/U119/A/000620	34	1 3/16" - 18
AL34/U144/A/000620	34	1 7/16" - 18
AL34/U175/A/000620	34	1 ¾" - 18
AL34/U200/A/000620	34	2" - 16
AL42/U200/A/000620	42	2" - 16

For coupling to UNEF circular connectors

Approvals

KM35161

IP rating	Appropriate conduit
For use with: Type PA / CP / PR / PF	
IP66	Yes
IP67	Yes + ALS Seal
IP68	Yes + ALS Seal
IP69	Yes + ALS Seal

Temperature range
Static applications: -50°C to +120°C
Moving applications: -45°C to +120°C

Fitting characteristics

For ALS Seal see page 79

Non-metallic conduit systems

Adaptalok AL Type C90 - UNEF fittings

Type AL **90° Elbow fitting - Swivel internal female thread / Materials: Polyamide (nylon) 66 & aluminium / Colour: Black (BL) only**



Part no.	Nominal conduit size (mm)	Connector UNEF thread	Part no.	Nominal conduit size (mm)	Connector UNEF thread
AL13/U063/C90/000620	13	⅝" - 24	AL21/U144/C90/000620	21	1 7/16" - 18
AL13/U075/C90/000620	13	¾" - 20	AL21/U175/C90/000620	21	1 ¾" - 18
AL13/U088/C90/000620	16	⅞" - 20	AL28/U088/C90/000620	28	⅞" - 20
AL16/U063/C90/000620	16	⅝" - 24	AL28/U094/C90/000620	28	15/16" - 20
AL16/U075/C90/000620	16	¾" - 20	AL28/U100/C90/000620	28	1" - 20
AL16/U081/C90/000620	16	13/16" - 20	AL28/U119/C90/000620	28	1 3/16" - 18
AL16/U088/C90/000620	16	⅞" - 20	AL28/U138/C90/000620	28	1 ⅜" - 18
AL16/U094/C90/000620	16	15/16" - 20	AL28/U144/C90/000620	28	1 7/16" - 18
AL16/U100/C90/000620	16	1" - 20	AL28/U175/C90/000620	28	1 ¾" - 18
AL16/U119/C90/000620	16	1 3/16" - 18	AL28/U200/C90/000620	28	2" - 16
AL16/U131/C90/000620	16	1 5/16" - 18	AL28/U225/C90/000620	28	2 ¼" - 16
AL21/U075/C90/000620	21	¾" - 20	AL34/U100/C90/000620	34	1" - 20
AL21/U088/C90/000620	21	⅞" - 20	AL34/U119/C90/000620	34	1 3/16" - 18
AL21/U094/C90/000620	21	15/16" - 20	AL34/U144/C90/000620	34	1 7/16" - 18
AL21/U100/C90/000620	21	1" - 20	AL34/U175/C90/000620	34	1 ¾" - 18
AL21/U113/C90/000620	21	1 ⅛" - 18	AL34/U200/C90/000620	34	2" - 16
AL21/U119/C90/000620	21	1 3/16" - 18	AL42/U175/C90/000620	42	1 ¾" - 18
AL21/U131/C90/000620	21	1 5/16" - 18	AL42/U200/C90/000620	42	2" - 16
AL21/U138/C90/000620	21	1 ⅜" - 18	–	–	–

For coupling to UNEF circular connectors

Approvals

KM35161

IP rating	Appropriate conduit
For use with: Type PA / CP / PR / PF	
IP66	Yes
IP67	Yes + ALS Seal
IP68	Yes + ALS Seal
IP69	Yes + ALS Seal

Temperature range
Static applications: -50°C to +120°C
Moving applications: -45°C to +120°C

Fitting characteristics

For ALS Seal see page 79

Non-metallic conduit systems

Adaptalok AL Type 45 - UNEF fittings

Type AL **45° Elbow fitting - Swivel internal female thread / Materials: Polyamide (nylon) 66 & aluminium / Colour: Black (BL) only**



Part no.	Nominal conduit size (mm)	Connector UNEF thread
AL13/U063/45/000620	13	5/8" - 24
AL13/U075/45/000620	13	3/4" - 20
AL16/U081/45/000620	16	13/16" - 20
AL16/U094/45/000620	16	15/16" - 20
AL16/U131/45/000620	16	1 5/16" - 18
AL21/U100/45/000620	21	1" - 20
AL21/U119/45/000620	21	1 3/16" - 18
AL21/U138/45/000620	21	1 3/8" - 18
AL21/U144/45/000620	21	1 7/16" - 18
AL21/U175/45/000620	21	1 3/4" - 18
AL28/U088/45/000620	28	7/8" - 20
AL28/U094/45/000620	28	15/16" - 20
AL28/U144/45/000620	28	1 7/16" - 18
AL34/U144/45/000620	34	1 7/16" - 18
AL34/U175/45/000620	34	1 3/4" - 18

For coupling to UNEF circular connectors

Approvals

KM35161

IP rating	Appropriate conduit
For use with: Type PA / CP / PR / PF	
IP66	Yes
IP67	Yes + ALS Seal
IP68	Yes + ALS Seal
IP69	Yes + ALS Seal

Temperature range

Static applications: -50°C to +120°C

Moving applications: -45°C to +120°C

Fitting characteristics

For ALS Seal see page 79



Non-metallic conduit systems

Adaptaseal Types A & C90 fittings

Type A

Straight fitting - Fixed external male thread / Materials: Polyamide (nylon) 66 / Colour: Black (BL)



Part no.	Nominal conduit size (mm)	Metric thread	Part no.	Nominal conduit size (mm)	PG thread
ASF10/M16/A/BL	10	M16	ASF10/PG9/A/BL	10	PG9
ASF13/M16/A/BL	13	M16	ASF13/PG9/A/BL	13	PG9
ASF16/M16/A/BL	16	M16	ASF16/PG11/A/BL	16	PG11
ASF16/M20/A/BL	16	M20	ASF16/PG13/A/BL	16	PG13,5
ASF21/M20/A/BL	21	M20	ASF21/PG16/A/BL	21	PG16
ASC21/M20/A/BL	21	M20	ASC21/PG16/A/BL	21	PG16
ASF28/M25/A/BL	28	M25	ASF28/PG21/A/BL	28	PG21
ASC28/M25/A/BL	28	M25	ASC28/PG21/A/BL	28	PG21
ASF34/M32/A/BL	34	M32	ASF34/PG29/A/BL	34	PG29
ASC34/M32/A/BL	34	M32	ASC34/PG29/A/BL	34	PG29
ASC42/M40/A/BL	42	M40	ASC42/PG36/A/BL	42	PG36
ASC54/M50/A/BL	54	M50	ASC54/PG48/A/BL	54	PG48

For insertion into knockouts using a locknut. Locknut supplied with METRIC THREAD ONLY
PF & NPT thread sizes available. MTO terms apply

Approvals	IP rating	Appropriate conduit	Temperature range
	For use with: Type PA / CP / PR / PF		Static applications: -50°C to +120°C
	IP66	Yes	Moving applications: -45°C to +120°C
	IP67	Yes	
	IP68	Yes (2 bar 30mins)	
	IP69	Yes	

Type C90

90° Elbow fitting - Fixed external male thread / Materials: Polyamide (nylon) 66 / Colour: Black (BL)



Part no.	Nominal conduit size (mm)	Metric thread	Part no.	Nominal conduit size (mm)	PG Thread
ASF10/M16/C90/BL	10	M16	ASF10/PG9/C90/BL	10	PG9
ASF13/M16/C90/BL	13	M16	ASF13/PG9/C90/BL	13	PG9
ASF16/M16/C90/BL	16	M16	ASF16/PG11/C90/BL	16	PG11
ASF16/M20/C90/BL	16	M20	ASF16/PG13/C90/BL	16	PG13,5
ASF21/M20/C90/BL	21	M20	ASF21/PG16/C90/BL	21	PG16
ASC21/M20/C90/BL	21	M20	ASC21/PG16/C90/BL	21	PG16
ASF28/M25/C90/BL	28	M25	ASF28/PG21/C90/BL	28	PG21
ASC28/M25/C90/BL	28	M25	ASC28/PG21/C90/BL	28	PG21
ASF34/M32/C90/BL	34	M32	ASF34/PG29/C90/BL	34	PG29
ASC34/M32/C90/BL	34	M32	ASC34/PG29/C90/BL	34	PG29
ASC42/M40/C90/BL	42	M40	ASC42/PG36/C90/BL	42	PG36
ASC54/M50/C90/BL	54	M50	ASC54/PG48/C90/BL	54	PG48

For insertion into knockouts using a locknut. Locknut supplied with METRIC THREAD ONLY
PF & NPT thread sizes available. MTO terms apply

Approvals	IP rating	Appropriate conduit	Temperature range
	For use with: Type PA / CP / PR / PF		Static applications: -40°C to +120°C
	IP66	Yes	Moving applications: -5°C to +120°C
	IP67	Yes	
	IP68	Yes (2 bar 30mins)	
	IP69	Yes	

Non-metallic conduit systems

Adaptaseal Types C90 & 90 panel mounting and type T fittings

Type FLC90/FL90 — **90° Elbow body - Panel mount swivel flange / Materials: Polyamide (nylon) 66/TPE / Colour: Black (BL) only**





Part no.	Nominal conduit size (mm)
ASF13/FL/C90/BL	13
ASF16/FL/C90/BL	16
ASF21/FL/C90/BL	21
ASC21/FL/C90/BL	21
ASF28/FL/C90/BL	28
ASC28/FL/C90/BL	28
ASF34/FL/90/BL*	34
ASC34/FL/90/BL*	34
ASC42/FL/90/BL*	42
ASC54/FL/90/BL*	54

For panel mounting via 2/4 hole fixing & integral face seal
*These sizes are fixed panel mounting - non swivel

Approvals	IP rating	Appropriate conduit	Temperature range
KM35161	**For use with:** Type PA / CP / PR / PF		Static applications: -40°C to +120°C
	IP66	Yes	Moving applications: -5°C to +120°C
	IP67	Yes	
	IP68	Yes (2 bar 30mins)	
	IP69	Yes	

Type T — **Inspection T-piece / Materials: Polyamide (nylon) 66 / Colour: Black (BL) only**



Part no.	Nominal conduit size (mm)
ASF10X3/T/BL	10
ASF13X3/T/BL	13
ASF16X3/T/BL	16
ASF21X3/T/BL	21
ASC21X3/T/BL	21
ASF28X3/T/BL	28
ASC28X3/T/BL	28
ASF34X3/T/BL	34
ASC34X3/T/BL	34

For connection to corrugated flexible conduit

Approvals	IP rating	Appropriate conduit	Temperature range
KM35161	**For use with:** Type PA / CP / PR / PF		Static applications: -50°C to +120°C
	IP66	Yes	Moving applications: -45°C to +120°C
	IP67	Yes	

Non-metallic conduit systems

Adaptaseal Types RK Reducers & Type AWS anti-vibration washers

Type RK

Reducing kit / Materials: Polyamide (nylon) 66 & neoprene rubber / Colour: Black (BL) only



Nominal conduit size (mm)	Conduit pitch	Part no. Reducing to conduit size 10	Reducing to conduit size 13	Reducing to conduit size 16	Reducing to conduit size 21	Reducing to conduit size 28
10	Fine	–	–	–	–	–
13	Fine	RK13-10	–	–	–	–
16	Fine	RK16-10	RK16-13	–	–	–
21	Fine	RK21-10	RK21-13	RK21-16	–	–
21	Coarse	RK21-10	RK21-13	RK21-16	–	–
28	Fine	–	RK28-13	RK28-16	RK28-21	–
28	Coarse	–	RK28-13	RK28-16	RK28-21	–
34	Fine	–	–	–	RK34-21	RK34-28
34	Coarse	–	–	–	RK34-21	RK34-28

For connection to a reduced conduit size

Approvals	IP rating	Appropriate conduit	Temperature range
KM35161	**For use with:** Type PA / CP / PR / PF		Static applications: -40°C to +120°C
	IP66	Yes	Moving applications: -5°C to +120°C
	IP67	Yes	
	IP68	Yes (2 bar 30mins)	
	IP69	Yes	

Type AWB

Anti-vibration washer / Materials: Acetal (POM) / Colour: Black (BL) only



Part no.	Nominal conduit size (mm)
AWB13	13
AWB16	16
AWB21	21
AWB28	28
AWB34	34

Prevents fitting loosening under vibration
Also suitable for Adaptaring range

Non-metallic conduit systems

Adaptaring Types A & C90 fittings

Type A — **Straight fitting - Fixed external male thread / Materials: Polyamide (nylon) 66 & acetal (POM) / Colour: Black (BL) only**



Part no.	Nominal conduit size (mm)	Metric thread	Part no.	Nominal conduit size (mm)	PG thread
AR13/M16/A/BL	13	M16	–	–	–
AR16/M16/A/BL	16	M16	AR16/PG11/A/BL	16	PG11
AR16/M20/A/BL	16	M20	AR16/PG13/A/BL	16	PG13,5
AR21/M20/A/BL	21	M20	AR21/PG16/A/BL	21	PG16
AR28/M25/A/BL	28	M25	AR28/PG21/A/BL	28	PG21
AR34/M32/A/BL	34	M32	AR34/PG29/A/BL	34	PG29
AR42/M40/A/BL	42	M40	AR42/PG36/A/BL	42	PG36
AR54/M50/A/BL	54	M50	–	-	–

For insertion into threaded entries & knockouts. Locknut supplied with METRIC THREAD ONLY
PF & NPT thread sizes available. MTO terms apply

Approvals	IP rating	Appropriate conduit	Temperature range	
	For use with: Type PA / CP / PR / PF		Static applications: -40°C to +120°C	
	IP40	Yes	Moving applications: -5°C to +120°C	
			Fitting characteristics	

Type C90 — **90° Elbow fitting - Fixed external male thread / Materials: Polyamide (nylon) 66, nickel plated brass thread/TPE / Colour: Black (BL)**



Part no.	Nominal conduit size (mm)	Metric thread
AR13/M16/C90/BL	13	M16
AR16/M16/C90/BL	16	M16
AR16/M20/C90/BL	16	M20
AR21/M20/C90/BL	21	M20
AR28/M25/C90/BL	28	M25
AR34/M32/C90/BL	34	M32
AR42/M40/C90/BL	42	M40
AR54/M50/C90/BL	54	M50

For insertion into knockouts. Locknut supplied with METRIC THREAD ONLY
PF & NPT thread sizes available. MTO terms apply

Approvals	IP rating	Appropriate conduit	Temperature range	
	For use with: Type PA / CP / PR / PF		Static applications: -50°C to +120°C	
	IP40	Yes	Moving applications: -45°C to +120°C	
			Fitting characteristics	

Non-metallic conduit systems

Adaptaring Type T fittings

Type T

Rotational inspection T-piece / Materials: Polyamide (nylon) 66 & neoprene rubber / Colour: Black (BL) only



Part no.	Nominal conduit size (mm)
AR13X3/T/BL	13
AR16X3/T/BL	16
AR21X3/T/BL	21
AR28X3/T/BL	28
AR34X3/T/BL	34

For connection to corrugated flexible conduit

Approvals

KM35161

IP rating **Appropriate conduit**

For use with: Type PA / CP / PR / PF

IP40 Yes

Temperature range

Static applications: -50°C to +120°C

Moving applications: -45°C to +120°C

Fitting characteristics



Non-metallic conduit systems

Korifit Type KF PVCu conduits

Type KF - L

Lightweight conduit / Materials: PVCu / Colour: Grey (GR) only



Part no.	Nominal conduit size (mm)	NW conduit size (mm)	Conduit pitch	Outside diameter (mm)	Inside diameter (mm)	Min. bend radius (mm)	Reel length (m)
KFL16/50M	16	13	Fine	15.8	12.1	25	50
KFL20/50M	20	17	Fine	19.8	14.5	30	50
KFL25/50M	25	22	Fine	24.8	19.9	40	50

Type KF - S

Standard weight conduit / Materials: PVCu / Colour: White (W) only



Part no.	Nominal conduit size (mm)	NW conduit size (mm)	Conduit pitch	Outside diameter (mm)	Inside diameter (mm)	Min. bend radius (mm)	Reel length (m)
KFS16/W/50M	16	13	Fine	15.8	11.9	25	50
KFS20/W/50M	20	17	Fine	19.8	14.3	30	50
KFS25/W/50M	25	22	Fine	24.8	19.7	40	50

Type KF - M

Medium weight conduit / Materials: PVCu / Colour: Black (BL) only



Part no.	Nominal conduit size (mm)	NW conduit size (mm)	Conduit pitch	Outside diameter (mm)	Inside diameter (mm)	Min. bend radius (mm)	Reel length (m)
KFM16/50M	16	13	Fine	15.8	11.9	25	50
KFM20/50M	20	17	Fine	19.8	14.3	30	50
KFM25/50M	25	22	Fine	24.8	19.7	40	50

Approvals	IP rating	Appropriate fitting	Temperature range	UV resistance
KM35161	**For use with:** Korifit KC & KF		Static applications: -5°C to +60°C	High
	IP40	Korifit KC	Moving applications: -5°C to +60°C	
	IP65	Korifit KC	**Flexibility & fatigue life**	
			Pliable - Low fatigue life	
			Fire performance & EMI screen	
			Self extinguishing	

Non-metallic conduit systems

Korifit KC Types A & C90 fittings

Type KC/A

Straight fitting - Fixed external male thread / Materials: Polyamide (nylon) 66 / Colour: Black (BL)



Part no.	Nominal conduit size (mm)	Metric thread
KC16/M16/A/BL	16	M16
KC16/M20/A/BL	16	M20
KC20/M20/A/BL	20	M20
KC25/M25/A/BL	25	M25

For insertion into threaded entries & knockouts. Locknut supplied

Approvals	IP rating	Appropriate conduit	Temperature range
KM35161	**For use with:** Korifit Type KF		Static applications: -5°C to +60°C
	IP40	Yes	Moving applications: -5°C to +60°C
			Fitting characteristics

Type KC/C90

90° Elbow fitting - Fixed external male thread / Materials: Polyamide (nylon) 66 / Colour: Black (BL) only



Part no.	Nominal conduit size (mm)	Metric thread
KC16/M16/C90/BL	16	M16
KC20/M20/C90/BL	20	M20
KC25/M25/C90/BL	25	M25

For insertion into threaded entries & knockouts. Locknut supplied

Approvals	IP rating	Appropriate conduit	Temperature range
KM35161	**For use with:** Korifit Type KF		Static applications: -5°C to +60°C
	IP40	Yes	Moving applications: -5°C to +60°C

Non-metallic conduit systems

Korifit KF Type A fittings & couplers

Type KF/A

Straight fitting - Fixed external male thread / Materials: Polyamide (nylon) 66 / Colour: Black (BL), White (W)



Part no.	Nominal conduit size (mm)	Metric thread
KF16/M16/A/*	16	M16
KF16/M20/A/W	16	M20
KF20/M20/A/*	20	M20
KF25/M25/A/*	25	M25

* Black (BL), White (W)
For insertion into threaded entries & knockouts. Locknut supplied
To order quote part number & body colour, e.g. KF16/M16/A/BL

Approvals

KM35161

IP rating **Appropriate conduit**

For use with: Korifit Type KF

IP65 Yes

Temperature range

Static applications: -5°C to +60°C

Moving applications: -5°C to +60°C

Fitting characteristics

Coupler

Straight one piece coupler / Materials: Polyamide (nylon) 66 / Colour: White (W) only



Part no.	Nominal conduit size (mm)	NW conduit size (mm)
KF2020/W	20	17

For coupling two corrugated flexible conduits

Approvals

KM35161

IP rating **Appropriate conduit**

For use with: Korifit Type KF

IP65 Yes

Temperature range

Static applications: -5°C to +60°C

Moving applications: -5°C to +60°C

Non-metallic conduit systems

Xtraflex XF PVC conduits

PVC Type XF

Standard weight conduit / Materials: PVCu spiral with plasticised PVC covering / Colour: Black (BL) only



Part no.	Nominal conduit size (mm)	Outside diameter (mm)	Inside diameter (mm)	Min. bend radius (mm)	Reel length (m)
XF12/30M	12	14.5	10	25	30
XF16/30M	16	16.5	12	30	30
XF20/30M	20	20.5	16	35	30
XF25/30M	25	27.5	22	50	30
XF32/30M	32	33.5	28	60	30
XF40/30M	40	44.0	38	80	30
XF50/30M	50	57.5	50	105	30

Approvals	IP rating	Appropriate fitting	Temperature range	UV resistance
	For use with: Type XF		Static applications: -5°C to +60°C	High
	IP65	Type XF	Moving applications: -5°C to +60°C	
			Flexibility & fatigue life	
			Very high flexibility - Medium fatigue life	
			Fire performance & EMI screen	
			Self extinguishing	

Non-metallic conduit systems

Xtraflex XF Types D & C90 fittings

Type D

Straight fitting - Fixed external male thread / Materials: Polyamide (nylon) 66 / Colour: Black (BL) only



Part no.	Nominal conduit size (mm)	Metric thread
XF12/M16/D	12	M16
XF16/M16/D	16	M16
XF16/M20/D	16	M20
XF20/M20/D	20	M20
XF25/M25/D	25	M25
XF32/M32/D	32	M32
XF40/M40/D	40	M40
XF50/M50/D	50	M50

For insertion into threaded entries & knockouts. Locknuts supplied with METRIC THREAD ONLY

Approvals	IP rating	Appropriate conduit	Temperature range
	For use with: Xtraflex Type XF		Static applications: -5°C to +60°C
	IP65	Yes	Moving applications: -5°C to +60°C
			Fitting characteristics

Type C90

90° Elbow fitting - Fixed external male thread / Materials: Polyamide (nylon) 66 / Colour: Black (BL) only



Part no.	Nominal conduit size (mm)	Metric thread
XF16/M16/C90/BL	16	M16
XF20/M20/C90/BL	20	M20
XF25/M25/C90/BL	25	M25
XF32/M32/C90/BL	32	M32

For insertion into knockouts. Locknuts supplied with METRIC THREAD ONLY

Approvals	IP rating	Appropriate conduit	Temperature range
	For use with: Xtraflex Type XF		Static applications: -5°C to +60°C
	IP65	Yes	Moving applications: -5°C to +60°C

Non-metallic conduit systems

Rhinoflex RF PVC conduits

Type RF

Heavyweight conduit - smooth bore / Materials: PVCu spiral with plasticised PVC covering / Colour: Black (BL)



Part no.	Nominal conduit size (mm)	Outside diameter (mm)	Inside diameter (mm)	Min. bend radius (mm)	Reel length (m)
RF12/BL/30M	12	15.4	10.0	25	30
RF16/BL/30M	16	17.5	12.3	30	30
RF20/BL/30M	20	21.1	16.1	35	30
RF25/BL/30M	25	26.5	21.1	50	30
RF32/BL/30M	32	33.4	27.0	60	30

Approvals	IP rating	Appropriate fitting	Temperature range	UV resistance
	For use with: Type RF		Static applications: -5°C to +60°C	High
	IP67	Type RF	Moving applications: -5°C to +60°C	
			Flexibility & fatigue life	
			Medium flexibility - Medium fatigue life	
			Fire performance & EMI screen	
			Self extinguishing	

Non-metallic conduit systems

Rhinoflex XF Types A & C90 fittings

Type A

Straight fitting - Fixed external male thread / Materials: Polyamide (nylon) 66 / Colour: Black (BL) only



Part no.	Nominal conduit size (mm)	Metric thread
RF12/M16/A/BL	12	M16
RF16/M16/A/BL	16	M16
RF16/M20/A/BL	16	M20
RF20/M20/A/BL	20	M20
RF25/M25/A/BL	25	M25
RF32/M32/A/BL	32	M32

For insertion into threaded entries & knockouts. Locknuts supplied with METRIC THREAD ONLY

Approvals	IP rating	Appropriate conduit	Temperature range	
	For use with: Xtraflex Type XF		Static applications: -5°C to +60°C	
	IP67	Yes	Moving applications: -5°C to +60°C	
			Fitting characteristics	

Type C90

90° Elbow fitting - Fixed external male thread / Materials: Polyamide (nylon) 66 / Colour: Black (BL) only



Part no.	Nominal conduit size (mm)	Metric thread
RF16/M16/C90/BL	16	M16
RF20/M20/C90/BL	20	M20
RF25/M25/C90/BL	25	M25
RF32/M32/C90/BL	32	M32

For insertion into knockouts. Locknuts supplied with METRIC THREAD ONLY

Approvals	IP rating	Appropriate conduit	Temperature range	
	For use with: Xtraflex Type RF		Static applications: -5°C to +60°C	
	IP67	Yes	Moving applications: -5°C to +60°C	



Non-metallic conduit systems
Accessories

Jumbo Type SK — **Sealing kit / Materials: Rubber / Colour: Black (BL) only**



Part no.	Nominal conduit size (mm)
SK80	80
SK106	106

For use with Jumbo fittings to achieve IP65. Consists of two sealing washers & O-ring per kit

Insert seal — **IP67/68/69k Insert seal / Materials: Thermoplastic elastomer / Colour: Yellow (Y) only**



Part no.	Conduit pitch	Nominal dimensions (mm) A	B	C
ALS13/F	Fine	9.0	13.0	9.0
ALS16/F	Fine	10.8	15.3	11.0
ALS21/F	Fine	11.3	21.0	15.7
ALS28/C	Coarse	16.5	27.8	20.7
ALS34/C	Coarse	17.0	34.2	26.6
ALS42/C	Coarse	19.8	42.0	33.6
ALS54/C	Coarse	19.8	54.1	44.6

Note: Seal needs to be inserted into the appropriate conduit to upgrade fitting system

Approvals

KM35161

IP rating	Appropriate conduit
For use with: Type PA / CP / PR / PF / PK	
IP66	N/A
IP67	Yes
IP68	Yes (1.1 bar 35mins)
IP69	Yes (DIN 40050)

Temperature range
Static applications: -50°C to +120°C
Moving applications: -45°C to +120°C

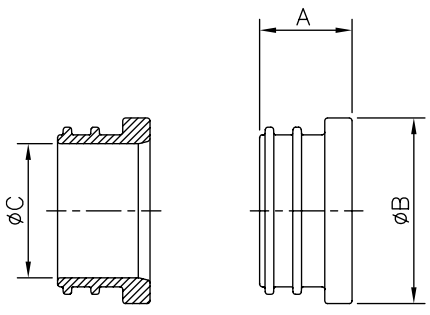

Non-metallic conduit systems
Accessories

Type LNP

Nylon locknuts / Materials: Polyamide (nylon) 6 / Colour: Black (BL), Grey (GR)



Part no.		Metric thread	Part no.		PG thread
Black	Grey		Black	Grey	
LNPB/M12	–	M12	LNPB/PG7	LNPG/PG7	PG7
LNPB/M16	LNPG/M16	M16	LNPB/PG9	LNPG/PG9	PG9
LNPB/M20	LNPG/M20	M20	LNPB/PG11	LNPG/PG11	PG11
LNPB/M25	LNPG/M25	M25	LNPB/PG13	LNPG/PG13	PG13
LNPB/M32	LNPG/M32	M32	LNPB/PG16	LNPG/PG16	PG16
LNPB/M40	LNPG/M40	M40	LNPB/PG21		PG21
LNPB/M50	LNPG/M50	M50	LNPB/PG29	LNPG/PG29	PG29
LNPB/M63		M63	LNPB/PG36	LNPG/PG36	PG36
			LNPB/PG48	LNPG/PG48	PG48

Type SW

Thread sealing washer



Part no.	Metric thread	Part no.	PG thread	Part no.	NPT & PF thread
SWM12*	M12	SWPG07	PG07	SW038	⅜”
SWM16	M16	SWPG09	PG09	SW050	½”
SWM20	M20	SWPG11	PG11	SW075	¾”
SWM25	M25	SWPG13	PG13	SW100	1”
SWM32	M32	SWPG16	PG16	SW125	1 ¼”
SWM40	M40	SWPG21	PG21	SW150	1 ½”
SWM50	M50	SWPG29	PG29	SW200	2”
SWM63	M63	SWPG36	PG36		

TPE - For use with Nylon threaded fittings. Nylon - For use with swivel metal threaded fittings
To order quote part number & body colour, TPE Black only, e.g. SWM12,
Nylon (N) - Black (BL), Blue (B) & Yellow (Y) Metric and NPT threads only, e.g. SWM32NB
*Not available in Nylon

Type AC

Conduit clips / Materials: Polyamide (nylon) 66, Impact modified nylon - ST version only / Colour: Black (BL), Grey (GR)



Part no.		Impact modified (black only)	Nominal conduit size (mm)
Black	Grey		
ACB10	ACG10	–	10
ACB13	ACG13	ACB13/ST	13
ACB16	ACG16	ACB16/ST	16
ACB21	ACG21	ACB21/ST	21
ACB28	ACG28	ACB28/ST	28
ACB34	ACG34	ACB34/ST	34
ACB42	ACG42	ACB42/ST	42
ACB54	ACG54	ACB54/ST	54

With integral lid

Non-metallic conduit systems
Accessories

Type GZ

End sleeves / Materials: Polyamide (nylon) 66 / Colour: Black (BL) only



Part no.	Nominal conduit size (mm)
GZ09	13
GZ11	16
GZ13	21
GZ21	28
GZ29	34
GZ36	42

For sealing cables to non-metallic conduit

Type EC

End caps / Materials: Acetal (POM) / Colour: Black (BL) only



Part no.	Nominal conduit size (mm)
ECB13	13
ECB16	16
ECB21	21
ECB28	28
ECB34	34
ECB42	42
ECB54	54

Provides a smooth finish to conduit preventing any damage to cables when not terminated with a fitting

Non-metallic conduit systems
Accessories

Type T — **Hinged T-piece / Materials: Polyamide (nylon) 66 / Colour: Black (BL)**



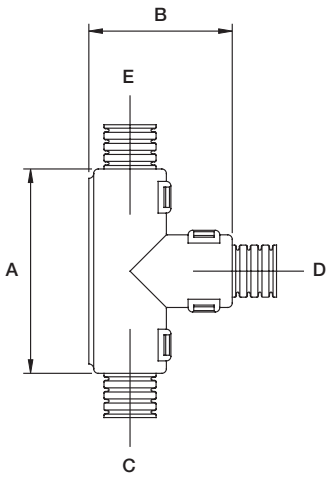

	Part no.	Nominal dimensions / conduit size (mm) A	B	C	D	E
10T	T101010/BL	45.2	31.1	10	10	10
	T101310/BL	45.2	31.1	10	13	10
	T101613/BL	45.2	31.1	10	16	13
13T	T131010/BL	45.2	31.1	13	10	10
	T131013/BL	45.2	31.1	13	10	13
	T131310/BL	45.2	31.1	13	13	10
	T131313/BL	45.2	31.1	13	13	13
	T131613/BL	45.2	31.1	13	16	13
16T	T161013/BL	49.1	34.8	16	10	13
	T161313/BL	49.1	34.8	16	13	13
	T161316/BL	49.1	34.8	16	13	16
	T161613/BL	49.1	34.8	16	16	13
	T161616/BL	49.1	34.8	16	16	16
	T162116/BL	49.1	34.8	16	21	16
21T	T211016/BL	56.5	41.0	21	10	16
	T211021/BL	56.5	41.0	21	10	21
	T211316/BL	56.5	41.0	21	13	16
	T211321/BL	56.5	41.0	21	13	21
	T211613/BL	56.5	41.0	21	16	13
	T211616/BL	56.5	41.0	21	16	16
	T211621/BL	56.5	41.0	21	16	21
	T212113/BL	56.5	41.0	21	21	13
	T212116/BL	56.5	41.0	21	21	16
	T212121/BL	56.5	41.0	21	21	21
28T	T281021/BL	64.5	48.5	28	10	21
	T281028/BL	64.5	48.6	28	10	28
	T281321/BL	64.5	48.6	28	13	21
	T281328/BL	64.5	48.6	28	13	28
	T281621/BL	64.5	48.6	28	16	21
	T281628/BL	64.5	48.6	28	16	28
	T282121/BL	64.5	48.6	28	21	21
	T282128/BL	64.5	48.6	28	21	28
	T282828/BL	64.5	48.6	28	28	28
34T	T341634/BL	72.0	55.3	34	16	34
	T342128/BL	72.0	55.3	34	21	28
	T342134/BL	72.0	55.3	34	21	34
	T343434/BL	72.0	55.3	34	34	34

Approvals

IP rating — **Appropriate conduit**

For use with: Type PA / PR / PF

IP40	Yes

Temperature range

Static applications: -40°C to +120°C

Moving applications: -5°C to +120°C

Fitting characteristics

Snap fit

Non-metallic conduit systems

Accessories

Type Y

Hinged Y-piece / Materials: Polyamide (nylon) 66 / Colour: Black (BL)



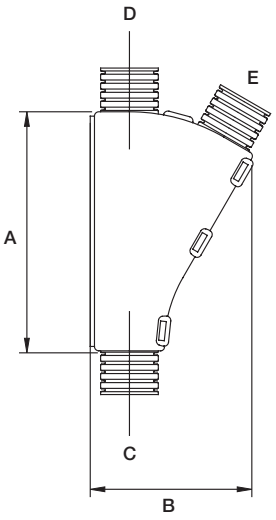

	Part no.	Nominal dimensions / conduit size (mm) A	B	C	D	E
10Y	Y101010/BL	54.6	37.1	10	10	10
	Y101013/BL	54.6	37.1	10	10	13
13Y	Y131010/BL	54.6	37.1	13	10	10
	Y131310/BL	54.6	37.1	13	13	10
	Y131313/BL	54.6	37.1	13	13	13
16Y	Y161310/BL	54.9	39.8	16	13	10
	Y161313/BL	54.9	39.8	16	13	13
	Y161610/BL	54.9	39.8	16	16	10
	Y161613/BL	54.9	39.8	16	16	13
21Y	Y211010/BL	42.8	41.0	21	10	10
	Y211310/BL	42.8	41.0	21	13	10
	Y211313/BL	42.8	41.0	21	13	13
	Y211610/BL	48.2	39.8	21	16	10
	Y211613/BL	48.2	39.6	21	16	13
	Y211616/BL	63.6	47.5	21	16	16
	Y212110/BL	57.9	44.9	21	21	10
	Y212113/BL	57.9	44.9	21	21	13
	Y212116/BL	63.6	47.5	21	21	16
28Y	Y282113/BL	54.0	48.8	28	21	13
	Y282116/BL	54.0	48.8	28	21	16
	Y282121/BL	76.5	60.0	28	21	21
	Y282813/BL	67.3	55.9	28	28	13
	Y282816/BL	67.3	55.9	28	28	16
	Y282821/BL	76.5	60.0	28	28	21
	Y282828/BL	90.7	67.0	28	28	28
34Y	Y343416/BL	100.6	75.0	34	34	16
	Y343421/BL	100.6	76.0	34	34	21
	Y343434/BL	100.6	82.1	34	34	34

Approvals

IP rating **Appropriate conduit**

For use with: Type PA / PR / PF

IP40 Yes

Temperature range

Static applications: -40°C to +120°C

Moving applications: -5°C to +120°C

Fitting characteristics

Snap fit

Convenience packs

Professional installer conduit systems

LFH Convenience



Type	Type	Conduit/fitting diameter (mm)	One-piece conduit fittings	Locknuts	IP rating
CP-AF20A	10m Black Type PA LFH Nylon 6, 20mm diameter	20	10	10	IP66
CP-AF25A	10m Black Type PA LFH Nylon 6, 25mm diameter	25	10	10	IP66

Convenience pack / Nylon Conduit with Adaptalok One-Piece, Fast Fit, Push & Twist Fittings
Materials: Polyamide Nylon 6 / Colour: Black (BL)

Polypropylene Convenience



Type	Type	Conduit/fitting diameter (mm)	One-piece conduit fittings	Locknuts	IP rating
CP-AF20BS-PP	10m Grey Type PP Polypropylene conduit, 20mm diameter	20	10	10	IP54
CP-AF25BS-PP	10m Grey Type PP Polypropylene conduit, 25mm diameter	25	10	10	IP54

Convenience Pack / Type PP Polypropylene Conduit with One-Piece, Fast Fit, Push & Twist Fittings
Materials: PP Polypropylene / Colour: Grey (GR)

Retail / Office Convenience



Type	Type	Conduit/fitting diameter (mm)	One-piece conduit fittings	Locknuts	IP rating
CP-AF20BS	10m Grey Type KF PVCu, 20mm diameter	20	10	10	IP66
CP-AF25BS	10m Grey Type KF PVCu, 20mm diameter	25	10	10	IP66
CP-KF20BS	10m White Type KF PVCu, 25mm diameter	20	10	10	IP66
CP-KF25BS	10m White Type KF PVCu, 25mm diameter	25	10	10	IP66

Convenience Pack / Self-Extinguishing PVC Conduit & One-Piece Fittings & Locknuts
Materials: PVC Pliable / Colour: White (W)

Tools

ALRT & Kwikcut





ALRT — **Adaptalok removal tool / Materials: Polyamide (nylon) 6 / Colour: Black (BL) only**

Part no.	Adaptalok fitting size (mm)
AL13RT	13
AL16RT	16
AL21RT	21
AL28RT	28
AL34RT	34
AL42RT	42
AL54RT	54

To provide easy removal of Adaptalok & ATS Fittings
NOTE: For a 13-34mm set use part number ALRTSET

Kwikcut — **Kwikcut cutting tool**

Part no.
KWIKCUT

Kwikcut
Kwikcut is the ideal cutting tool for non-metallic conduits(PA, PF, PR, CP, KFL, KFS, KFM, PP, XF & PK) up to 32mm.

Instructions
Place the conduit between the cutting blade and lower support, squeeze the handles and rotate the conduit for a clean, easy cut. Spare blades are available.

Technical section

Thread data

Metric thread data

Thread size	External thread outside diameter (mm)	Internal thread inside diameter (mm)	Pitch (mm)
M8	8	6.9	1
M10	10	8.9	1
M12	12	10.9	1
M12	12	10.4	1.5
M16	16	14.4	1.5
M18	18	16.9	1
M20	20	18.4	1.5
M25	25	23.4	1.5
M30	30	28.4	1.5
M32	32	30.4	1.5
M40	40	38.4	1.5
M50	50	48.4	1.5
M63	63	61.4	1.5
M75	75	73.4	1.5

Standard thread conforming to EN60423 & BS3643
NOTE: Dimensions are nominal

PG thread data

Thread size	External thread outside diameter (mm)	Internal thread inside diameter (mm)	Pitch (mm)
PG7	12.5	11.3	1.27
PG9	15.2	13.9	1.41
PG11	18.6	17.3	1.41
PG13,5	20.4	19.1	1.41
PG16	22.5	21.2	1.41
PG21	28.3	26.8	1.59
PG29	37	35.5	1.59
PG36	47	45.5	1.59
PG42	54	52.5	1.59
PG48	59.3	57.8	1.59

German standard thread conforming to DIN40430
NOTE: Dimensions are nominal

PF thread data

Thread size (in)	External thread outside diameter (mm)	Internal thread inside diameter (mm)	Pitch (mm)
¼	13	-	1.34
⅜	16.7	15.0	1.34
½	21.0	18.6	1.81
¾	26.4	24.1	1.81
1	33.3	30.3	2.31
1 ¼	41.9	39.0	2.31
1 ½	47.8	44.8	2.31
2	59.6	56.7	2.31

Japanese conduit thread conforming to JIS B 0202
NOTE: Dimensions are nominal

NPT thread data

Thread size (in)	External thread outside diameter (mm)	Pitch (mm)
⅜	16.7	1.14
½	21.0	1.81
¾	26.4	1.81
1	33.3	2.21
1 ¼	41.9	2.21
1 ½	47.8	2.21
2	59.6	2.21

US taper seal pipe thread conforming to ANSI/ASME B1.20.1 - 1983
NOTE: Dimensions are nominal

UNEF / UNS thread data

Thread size (in)	External thread outside diameter (mm)	Internal thread inside diameter (mm)	Pitch (mm)
⅝	15.9	14.7	1.06
¾	19.1	17.7	1.27
13/16	20.6	19.3	1.27
⅞	22.2	20.9	1.27
15/16	23.8	22.4	1.27
1	25.4	24.0	1.27
1 ⅛	28.6	27.0	1.41
1 3/16	30.2	28.6	1.41
1 ¼	31.8	30.2	1.41
1 5/16	33.3	31.8	1.41
1 ⅜	34.9	33.4	1.41
1 7/16	36.5	35.0	1.41
1 ¾	44.5	42.9	1.41
2	50.8	49.3	1.59
2 ¼	57.2	55.4	1.59

American unified thread conforming to BS1580
NOTE: Dimensions are nominal

Technical section
Fitting characteristics



Fitting swivels independently of conduit for installation purpose but is not suitable as a rotating joint in constantly moving applications.



Fitting rotates independently of the conduit to act as a rotating joint within constantly moving applications.

Technical section

EMI screen system & fire performance

EMI screen system

For applications where electromagnetic interference is of particular concern we have classified suitable conduit systems by means of symbols. These are related in an ascending scale of performance from Standard EMI Screen (products featuring a stainless steel overbraid) through to High EMI Screen (products featuring a tinned copper overbraid). Contact us for full details.







Standard EMI Screen	Enhanced EMI Screen	High EMI Screen
Screening level 40db @ 100MHz	Screening level 60db @ 100MHz	Screening level 75db @ 100MHz

Fire performance

Adaptaflex has introduced a set of symbols to help the user specify conduit systems for installations where fire performance is of particular concern.

Each symbol encompasses a range of properties relevant to the high specification materials used in the construction of the conduit.

They are in an ascending scale of performance from Low Fire Hazard (LFH) featuring zero halogen through to Super Low Fire Hazard (SLFH) featuring zero nitrogen. In addition, Inherent Low Fire Hazard systems (ILFH) are classified as being all metal systems.









Property	Low Fire Hazard LFH	Enhanced Low Fire Hazard ELFH	Super Low Fire Hazard SLFH	Inherent Low Fire Hazard ILFH
Oxygen Index ISO4589	31% ≥ OI ≥ 28%	OI ≥ 32%	OI ≥ 32%	Inherent Low Fire Hazard i.e. Type S, SS, SPB STC, SSB & SSBGS Metallic Conduit & Fittings
BS6853 Smoke Density 3m³	0.02 ≥ A0 ≥ 0.03	0.005 ≥ A0 ≥ 0.02	0.02 A0 ≤ 0.005	
Zero Halogen	■	■	■	
Zero Phosphorus	■	■	■	
Zero Sulphur	■	■	■	
London Underground	Concession	Approved	Approved	
Toxicity Index NES713 Issue 3	5.0 ≥ TI ≥ 6.0	0.5 ≥ TI ≥ 5.0	TI ≤ 0.5	
NFF16-102	I3F2	I2F2	I2F1	

Technical section
IP ratings

IP suitability ratings are a system for classifying the degree of protection provided by enclosures of electrical equipment.

Protection against solid bodies
Degree of protection for persons against access to hazardous parts inside the enclosure and/or against the ingress of solid foreign objects.

0	No protection
1	Objects greater than 50 mm, accidental touch by hands
2	Objects greater than 12 mm, accidental touch by fingers
3	Objects greater than 2.5 mm, e.g. tools/wires
4	Objects greater than 1 mm, e.g. tools/wires/small wires
5	Protected against dust – limited ingress (no harmful deposits)
6	Totally protected against dust (dust-tight)

Protection against water
Degree of protection of equipment inside enclosures against damage from the ingress of water.

0	No protection
1	Protected against vertically falling drops of water
2	Protected against direct sprays of water 15° from vertical
3	Protected against sprays of water to 60° from vertical
4	Protected against water sprayed from all directions – limited ingress permitted
5	Protected against low pressure jets of water from all directions – limited ingress permitted
6	Protected against strong pressure jets of water, heavy seas – limited ingress permitted
7	Protection against the effects of immersion between 15 cm – 1 m
8	Protection against long periods of immersion under a quoted pressure, e.g. 2 bar at 24 hours
9	IP69 Automotive standard DIN40050 and signifies resistance to high pressure jets of water (up to 80 bar) from any angle

01 **IP ratings**
The higher the number, the greater the degree of protection; they apply ONLY to properly installed equipment.

01

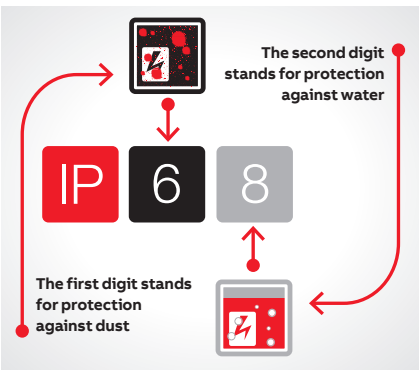

Technical section
Chemical resistance

Chemical resistance comparison table

Chemicals	Products														
Key: 2 = Suitable 1 = Limited suitability 0 = Unsuitable – = No data	PA, PR, SN	PF	CP	KF, RF, SP	PP	PK	Fittings PA66	ATS Elastomer Seal	S (including braid)	SS (including braid)	LFH-SP	SPL, SPUL	SPLHC	TC braid	Fittings nickel plated brass
Astm no.1	2	2	2	0	2	2	2	2	2	2	0	2	2	2	2
Astm no.2	2	2	2	0	2	2	2	2	2	2	1	2	1	2	2
Astm no.3	2	2	2	0	1	2	2	2	2	2	1	2	1	2	2
Acetic acid (10%)	1	1	2	1	2	2	1	1	0	2	2	2	2	1	2
Acetone	2	2	1	0	2	2	2	1	2	2	0	0	2	2	2
Aluminium chloride	1	2	0	1	2	2	1	2	0	1	2	2	2	1	–
Aniline	1	0	0	0	2	1	1	0	2	2	1	0	2	2	2
Benzaldehyde	1	1	1	0	1	2	1	1	2	2	0	0	1	2	2
Benzene	2	2	1	0	1	2	2	1	2	2	0	0	0	2	2
Carbon tetrachloride	2	2	0	1	1	2	2	1	2	2	0	1	1	2	2
Chlorine water	0	0	1	0	1	0	0	0	0	0	1	0	2	0	2
Chloroform	0	0	0	0	1	2	0	1	2	2	0	0	1	2	2
Citric acid	2	2	2	2	2	2	2	2	2	2	2	2	2	2	2
Copper sulphate	1	2	2	2	2	2	1	2	2	2	2	2	2	2	2
Cresol	0	0	–	1	2	1	0	0	2	2	0	1	2	1	2
Diesel oil	2	2	2	1	2	2	2	2	2	2	1	2	2	2	2
Diethylamine	2	1	1	1	2	2	2	0	2	2	2	1	2	2	2
Ethanol	2	1	2	0	2	2	2	1	2	2	1	0	2	2	2
Ether	2	2	–	1	2	2	2	2	2	2	0	1	2	2	2
Ethylamine	2	1	–	1	2	2	2	0	2	2	1	1	1	2	2
Ethylene glycol	2	2	2	1	2	2	2	2	0	2	2	1	2	2	2
Ethyl ethanoate	1	2	2	0	2	2	1	0	2	2	0	0	2	2	2
Freon 32	2	2	2	1	2	2	2	1	0	2	0	1	0	2	2
Hydrchloric acid (10%)	0	1	1	2	2	2	0	1	0	0	0	2	2	0	2
Hydrchloric acid (36%)	0	0	0	1	2	2	0	0	0	0	0	2	2	0	2
Hydrogen peroxide (35%)	1	1	1	2	2	2	1	0	0	2	1	2	1	2	2
Hydrogen peroxide (87%)	0	0	0	2	1	2	0	0	0	2	0	2	0	1	2
Lactic acid	1	2	0	1	2	2	1	2	0	2	2	1	1	2	2
Lubricating oil	2	2	2	1	2	2	2	2	2	2	1	2	1	2	2
Methanol	1	1	2	0	2	2	1	1	2	2	1	0	2	2	2
Methyl bromide	0	0	–	0	1	2	0	0	2	2	0	0	1	2	2
MEK	2	2	2	1	0	2	2	2	1	2	2	0	0	2	2
Nitric acid (10%)	0	0	1	2	2	2	0	0	0	0	2	2	2	0	2
Nitric acid (70%)	0	0	0	2	2	0	0	0	0	0	0	2	2	0	2
Oxalic acid	1	2	1	1	2	2	1	1	0	2	2	2	2	1	2
Ozone (gas)	0	0	–	1	1	2	0	2	0	2	2	1	1	2	2
Paraffin oil	2	2	2	1	2	2	2	2	2	2	1	2	2	2	2
Petrol	2	2	2	0	2	2	2	2	2	2	0	2	2	2	2
Phenol	0	0	0	1	0	1	0	1	2	2	0	1	2	1	2

Technical section

Chemical resistance

Chemical resistance comparison table (continued)

Chemicals	Products														
Key: 2 = Suitable 1 = Limited suitability 0 = Unsuitable – = No data	PA, PL, SN	PF	CP	KF, RF, SP	PP	PK	Fittings PA66	ATS Elastomer Seal	S (including braid)	SS (including braid)	LFH-SP	SPL, SPUL	SPLHC	TC braid	Fittings nickel plated brass
Sea water	2	2	2	2	2	2	2	2	0	2	2	2	2	2	1
Silver nitrate	2	2	–	2	2	2	2	2	0	2	2	2	2	2	2
Skydrol	2	2	2	0	2	2	2	1	2	2	0	0	2	2	2
Sodium chloride	2	2	2	2	2	2	2	2	0	2	2	2	2	2	1
Sodium hydroxide (10%)	2	2	2	2	2	2	2	2	0	2	2	2	2	2	2
Sodium hydroxide (60%)	2	1	0	1	2	2	2	1	0	1	2	2	2	2	2
Sulphur dioxide (gas)	0	0	1	2	2	2	0	0	0	0	1	2	2	1	0
Sulphuric acid (10%)	0	1	2	2	2	2	0	1	0	0	2	2	2	0	0
Sulphuric acid (70%)	0	0	0	2	2	0	0	0	0	0	1	2	2	0	0
Toluene	2	2	1	0	2	2	2	0	2	2	1	0	0	2	2
Transformer oil	2	2	2	1	2	2	2	2	2	2	1	2	1	2	2
1,1,1-Trichloroethane	2	2	1	0	1	2	2	1	0	2	1	0	1	2	2
Trichloroethylene	1	0	0	0	1	2	1	1	0	2	1	0	0	2	2
Turpentine	2	2	2	1	0	2	2	1	2	2	0	1	0	2	2
Vegetable oil	2	2	2	1	2	2	2	2	2	2	1	2	2	2	2
Vinyl acetate	1	2	–	0	2	2	1	0	0	2	0	0	2	2	2
Water	2	2	2	2	2	2	2	2	0	2	2	2	2	2	2
White spirit	2	2	–	1	2	2	2	1	2	2	0	1	1	2	2
Zinc chloride	0	2	1	2	2	2	0	2	0	2	2	2	2	1	2

Note: The information above is given as a guide only and is based on published technical data and experience.

The chemical resistance of the above products is dependant on factors such as chemical exposure, concentration of the chemical and temperature. The above chemicals are valid for a temperature of 23°C.

Use of the above table is at the users own discretion and risk. Those using it must satisfy themselves that their application presents no health and safety risks.

The end user should assess compatibility with their application and contact Adaptaflex for further information.

Technical section

Cable carrying capacity (wire fill)

40% of the cross sectional area (CSA) - UK Wiring regulations BS7671 recommend that the total cross sectional area of the sum of individual cables shall not exceed 40% of the cross sectional area of the conduit based on 'using 3 or more cables'.

These instructions enable you to select the correct nominal diameter of non-metallic conduit, depending on the number and overall diameter of the cables to protect.

Instructions to define the nominal diameter of a non-metallic conduit:

- **Step 1:** Establish the number and size of each wire to be run in the conduit
- **Step 2:** Look on the Cross Sectional Area (CSA) chart (table 1), look up the CSA taken up by each of the wires from Step 1
- **Step 3:** Add all the CSA values together (Total CSA)
- **Step 4:** Look on the conduit fill value chart (table 2) and choose a conduit with a 40% fill value higher than the total CSA from Step 3

Example - What size of conduit to use?

- **Step 1:** 4 x 2.5mm cables, 2 x 10mm cables, and 3 x 25mm cables
- **Step 2:**
  - The CSA of Four 2.5mm cables is 19.64 (4 x 4.91)
  - The CSA of Two 10mm cables is 157.08 (2 x 78.54)
  - The CSA of Three 25mm cables is 1472.61 (3 x 490.87)
- **Step 3:** Total of these groups is 19.64 + 402.12 + 1472.61 = 1649.33
- **Step 4:** Using Table 2, we chose the size of non-metallic conduit with 40% fill value higher than 1649.33: 106mm

NOTE: The information given above relates to PA - Standard weight conduit and Adaptalok fittings. It is given in good faith and should be used only as a guide in conjunction with the relevant wiring regulations.

Table 1 - Cross Sectional Area (CSA) chart

Cross sectional area (CSA) [mm²]	Overall Diameter [mm]	CSA [mm²]
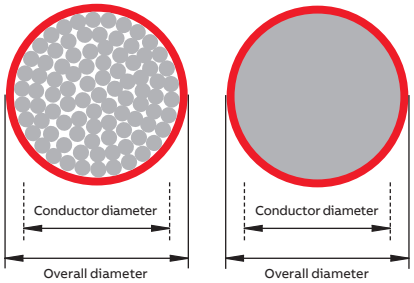	1	0.79
	1.5	1.77
	2.5	4.91
	4	12.57
	6	28.27
	10	78.54
	16	201.06
	25	490.87
	35	962.11
	50	1963.50

Table 2 - Wire fill of non-metallic conduit

Nominal diameter (mm)	100% fill value	40% fill value
10	33.2	13
13	72.4	29
16	109.4	44
18	158.4	63
21	213.8	86
28	369.8	148
34	602.6	241
42	973.1	390
54	1698.2	680
80	3520	1410
106	6500	2600

Technical section

IEC61386 classifications

Non-metallic conduits - IEC61386 classifications table

														Products
Non-metallic conduit	**With fitting**	**Compression strength**	**Impact strength**	**Minimum temperature**	**Maximum temperature**	**Bending properties**	**Electrical properties**	**IP rating solids**	**IP rating water**	**Corrosion resistance**	**Tensile strength**	**Non-flame propogating**	**Suspended load capacity**
PA STANDARD	AT	2	4	2	4	4	0	6	7	–	1	1	0
PA HEAVY	AT	2	4	2	4	4	0	6	7	–	2	1	0
PF STANDARD	AT	1	3	5	4	4	0	6	7	–	1	1	0
PF HEAVY	AT	2	4	5	4	4	0	6	7	–	1	1	0
PR	AT	2	4	2	4	4	0	6	7	–	1	1	0
CP	AT	1	4	4	5	4	0	6	7	–	1	1	0
KF LIGHT	KC	2	2	2	1	2	2	4	0	–	1	1	0
KF STANDARD	KC	2	3	2	1	2	2	4	0	–	2	1	0
KF MEDIUM	KC	3	3	2	1	2	2	4	0	–	1	1	0
PK	PK	2	4	5	6	4	2	6	7	–	1	1	0
PKTC	PB	2	4	5	6	4	3	6	7	–	3	1	0
PKSS	PB	2	4	5	6	4	3	6	7	–	3	1	0
PRTC	PB	2	4	2	4	4	1	6	7	–	3	1	0
PRSS	PB	2	4	2	4	4	1	6	7	–	3	1	0
PRSS	PB	2	4	2	4	4	1	6	7	–	3	1	0

Performance classification key

Classification level	**(N)**	**(J)**	**(°C)**	**(°C)**					**(N)**		**(N)**
0						Not declared	0	N/A	Not declared	Not declared	
1	125	0.5	5	60	Rigid	Conductor	1	Low	100	4	20
2	320	1	-5	90	Pliable	Insulator	2	Medium	250	7	30
3	750	2	-15	105	Pliable/ semi rigid	Con/Ins	3	Med-hi	500		150
4	1250	6	-25	120	Flexible		4	High	1000		450
5	4000	20	-45	150			5		2500		850
6				250			6				
7							7				

Appendix

Part number index

Part. No.	GID No.	Page
ACB10	7TCA296000R0038	80
ACB13	7TCA296000R0041	80
ACB13/ST	7TCA296000R0044	80
ACB16	7TCA296000R0048	80
ACB16/ST	7TCA296000R0052	80
ACB21	7TCA296000R0056	80
ACB21/ST	7TCA296000R0060	80
ACB28	7TCA296000R0064	80
ACB28/ST	7TCA296000R0066	80
ACB34	7TCA296000R0070	80
ACB34/ST	7TCA296000R0072	80
ACB42	7TCA296000R0076	80
ACB42/ST	7TCA296000R0078	80
ACB54	7TCA296000R0082	80
ACB54/ST	7TCA296000R0084	80
ACG10	7TCA296000R0088	80
ACG13	7TCA296000R0090	80
ACG16	7TCA296000R0091	80
ACG21	7TCA296000R0093	80
ACG28	7TCA296000R0097	80
ACG34	7TCA296000R0100	80
ACG42	7TCA296000R0103	80
ACG54	7TCA296000R0106	80
ADC106/FL/A/BL	7TCA296000R0114	57
ADC80/FL/A/BL	7TCA296000R0123	57
AL10/PF025/A/BL	7TCA296000R0141	52
AL13/038/A/BL	7TCA296000R0163	52
AL13/038/C90/BL	7TCA296000R0168	53
AL13/A/U/BL	7TCA296000R0179	55
AL13/FL/C90/BL	7TCA296000R0181	56
AL13/M16/A/BL	7TCA296000R0188	52
AL13/M16/CS90/BL	7TCA296000R0199	58
AL13/M16/CSF90/BL	7TCA296000R0201	60
AL13/M16/PPA/BL	7TCA296000R0202	23
AL13/M16/S45/BL	7TCA296000R0203	59
AL13/M16/SF45/BL	7TCA296000R0208	60
AL13/M16/SFA/BL	7TCA296000R0210	59
AL13/M20/A/BL	7TCA296000R0212	52
AL13/PF038/A/BL	7TCA296000R0216	52
AL13/PF038/C90/BL	7TCA296000R0219	53
AL13/PG9/45/BL	7TCA296000R0250	54
AL13/PG9/CS90/BL	7TCA296000R0263	58
AL13/PG9/CSF90/BL	7TCA296000R0265	60
AL13/PG9/S45/BL	7TCA296000R2687	59
AL13/PG9/SA/BL	7TCA296000R0266	58
AL13/PG9/SFA/BL	7TCA296000R0269	59
AL13/U063/45/000620	7TCA296000R0272	63
AL13/U063/A/000620	7TCA296000R0274	61
AL13/U063/C90/000620	7TCA296000R0275	62
AL13/U075/45/000620	7TCA296000R0277	63
AL13/U075/A/000620	7TCA296000R0278	61
AL13/U075/C90/000620	7TCA296000R0279	62
AL13/U088/A/000620	7TCA296000R0282	61
AL13/U088/C90/000620	7TCA296000R0283	62
AL131010/Y/BL	7TCA296000R0285	55
AL13RT	7TCA296050R0016	85
AL16/050/A/BL	7TCA296000R0312	52
AL16/050/C90/BL	7TCA296000R0318	53
AL16/A/U/BL	7TCA296000R0332	55
AL16/FL/45/BL	7TCA296000R0334	57
AL16/FL/A/BL	7TCA296000R0335	56
AL16/FL/C90/BL	7TCA296000R0337	56
AL16/KM20/A/BL	7TCA296000R0340	54
AL16/M16/45/BL	7TCA296000R0345	54
AL16/M16/A/BL	7TCA296000R0350	52
AL16/M16/C90/BL	7TCA296000R0361	53
AL16/M16/CS90/BL	7TCA296000R0366	58
AL16/M16/CSF90/BL	7TCA296000R0368	60
AL16/M16/PPA/BL	7TCA296000R0370	23
AL16/M16/S45/BL	7TCA296000R0371	59
AL16/M16/SA/BL	7TCA296000R0373	58
AL16/M16/SF45/BL	7TCA296000R0375	60
AL16/M16/SFA/BL	7TCA296000R0377	59
AL16/M20/45/BL	7TCA296000R0380	54
AL16/M20/A/BL	7TCA296000R0384	52
AL16/M20/C90/BL	7TCA296000R0390	53
AL16/PF038/A/BL	7TCA296000R0397	52
AL16/PF038/C90/BL	7TCA296000R0399	53
AL16/PF050/A/BL	7TCA296000R0401	52
AL16/PF050/C90/BL	7TCA296000R0404	53
AL16/PG11/45/BL	7TCA296000R0406	54
AL16/PG11/A/BL	7TCA296000R0412	52
AL16/PG11/CS90/BL	7TCA296000R0422	58
AL16/PG11/CSF90/BL	7TCA296000R0425	60
AL16/PG11/S45/BL	7TCA296000R0427	59
AL16/PG11/SA/BL	7TCA296000R0429	58
AL16/PG11/SF45/BL	7TCA296000R0434	60
AL16/PG11/SFA/BL	7TCA296000R0436	59
AL16/PG13/45/BL	7TCA296000R0438	54
AL16/PG13/A/BL	7TCA296000R0443	52
AL16/PG13/C90/BL	7TCA296000R0450	53
AL16/PG16/A/BL	7TCA296000R0462	52
AL16/PG9/A/BL	7TCA296000R0471	52
AL16/PG9/C90/BL	7TCA296000R0476	53
AL16/U063/A/000620	7TCA296000R0482	61
AL16/U063/C90/000620	7TCA296000R0483	62
AL16/U075/A/000620	7TCA296000R0487	61
AL16/U081/45/000620	7TCA296000R0489	63
AL16/U081/A/000620	7TCA296000R0490	61
AL16/U081/C90/000620	7TCA296000R0491	62
AL16/U088/A/000620	7TCA296000R0493	61
AL16/U088/C90/000620	7TCA296000R0495	62
AL16/U094/45/000620	7TCA296000R0496	63
AL16/U094/A/000620	7TCA296000R0497	61
AL16/U094/C90/000620	7TCA296000R0498	62
AL16/U100/A/000620	7TCA296000R0500	61
AL16/U100/C90/000620	7TCA296000R0501	62
AL16/U119/A/000620	7TCA296000R0503	61
AL16/U119/C90/000620	7TCA296000R0504	62
AL16/U131/45/000620	7TCA296000R0505	63
AL16/U131/A/000620	7TCA296000R0506	61
AL16/U131/C90/000620	7TCA296000R0507	62
AL161313/Y/BL	7TCA296000R0508	55
AL16RT	7TCA296050R0019	85
AL21/050/A/BL	7TCA296000R0541	52
AL21/050/C90/BL	7TCA296000R0547	53
AL21/A/U/BL	7TCA296000R0561	55
AL21/FL/45/BL	7TCA296000R0562	57
AL21/FL/A/BL	7TCA296000R0564	56
AL21/FL/C90/BL	7TCA296000R0568	56
AL21/KM20/A/BL	7TCA296000R0573	54
AL21/M20/45/BL	7TCA296000R0578	54
AL21/M20/A/BL	7TCA296000R0585	52
AL21/M20/C90/BL	7TCA296000R0596	53
AL21/M20/CS90/BL	7TCA296000R0604	58
AL21/M20/CSF90/BL	7TCA296000R0607	60
AL21/M20/PPA/BL	7TCA296000R0609	23
AL21/M20/S45/BL	7TCA296000R0610	59
AL21/M20/SA/BL	7TCA296000R0612	58
AL21/M20/SF45/BL	7TCA296000R0615	60
AL21/M20/SFA/BL	7TCA296000R0617	59
AL21/M25/A/BL	7TCA296000R0620	52
AL21/PF050/A/BL	7TCA296000R0625	52
AL21/PF050/C90/BL	7TCA296000R0629	53
AL21/PG11/A/BL	7TCA296000R0631	52
AL21/PG13/45/BL	7TCA296000R0639	54
AL21/PG13/A/BL	7TCA296000R0643	52
AL21/PG13/C90/BL	7TCA296000R0648	53
AL21/PG13/CS90/BL	7TCA296000R0651	58
AL21/PG13/CSF90/BL	7TCA296000R0654	60
AL21/PG13/S45/BL	7TCA296000R0656	59
AL21/PG13/SA/BL	7TCA296000R0658	58
AL21/PG13/SFA/BL	7TCA296000R0662	59
AL21/PG16/45/BL	7TCA296000R0664	54
AL21/PG16/A/BL	7TCA296000R0674	52
AL21/PG16/C90/BL	7TCA296000R0682	53
AL21/PG16/CS90/BL	7TCA296000R0686	58
AL21/PG16/CSF90/BL	7TCA296000R0689	60
AL21/PG16/S45/BL	7TCA296000R0691	59
AL21/PG16/SA/BL	7TCA296000R0693	58
AL21/PG16/SF45/BL	7TCA296000R0699	60
AL21/PG16/SFA/BL	7TCA296000R0701	59
AL21/U075/A/000620	7TCA296000R0707	61

Part. No.	GID No.	Page
AL21/U088/A/000620	7TCA296000R0710	61
AL21/U094/A/000620	7TCA296000R0713	61
AL21/U094/C90/000620	7TCA296000R0714	62
AL21/U100/45/000620	7TCA296000R0715	63
AL21/U100/A/000620	7TCA296000R0716	61
AL21/U100/C90/000620	7TCA296000R0717	62
AL21/U113/A/000620	7TCA296000R0720	61
AL21/U113/C90/000620	7TCA296000R0721	62
AL21/U119/45/000620	7TCA296000R0722	63
AL21/U119/A/000620	7TCA296000R0723	61
AL21/U119/C90/000620	7TCA296000R0724	62
AL21/U131/A/000620	7TCA296000R0727	61
AL21/U138/45/000620	7TCA296000R0729	63
AL21/U138/C90/000620	7TCA296000R0731	62
AL21/U144/45/000620	7TCA296000R0732	63
AL21/U144/A/000620	7TCA296000R0733	61
AL21/U144/C90/000620	7TCA296000R0734	62
AL21/U175/45/000620	7TCA296000R0735	63
AL21/U175/A/000620	7TCA296000R0736	61
AL21/U175/C90/000620	7TCA296000R0737	62
AL211616/Y/BL	7TCA296000R0741	55
AL21RT	7TCA296050R0022	85
AL28/075/A/BL	7TCA296000R0760	52
AL28/075/C90/BL	7TCA296000R0766	53
AL28/A/U/BL	7TCA296000R0779	55
AL28/FL/45/BL	7TCA296000R0782	57
AL28/FL/A/BL	7TCA296000R0784	56
AL28/FL/C90/BL	7TCA296000R0787	56
AL28/M25/45/BL	7TCA296000R0791	54
AL28/M25/A/BL	7TCA296000R0797	52
AL28/M25/C90/BL	7TCA296000R0807	53
AL28/M25/CS90/BL	7TCA296000R0815	58
AL28/M25/CSF90/BL	7TCA296000R0817	60
AL28/M25/PPA/BL	7TCA296000R0819	23
AL28/M25/S45/BL	7TCA296000R0820	59
AL28/M25/SA/BL	7TCA296000R0822	58
AL28/M25/SF45/BL	7TCA296000R0826	60
AL28/M25/SFA/BL	7TCA296000R0828	59
AL28/M32/A/BL	7TCA296000R0832	52
AL28/PF075/A/BL	7TCA296000R0837	52
AL28/PF075/C90/BL	7TCA296000R0840	53
AL28/PG21/45/BL	7TCA296000R0843	54
AL28/PG21/A/BL	7TCA296000R0851	52
AL28/PG21/C90/BL	7TCA296000R0860	53
AL28/PG21/CS90/BL	7TCA296000R0864	58
AL28/PG21/S45/BL	7TCA296000R0871	59
AL28/PG21/SA/BL	7TCA296000R0873	58
AL28/PG21/SFA/BL	7TCA296000R0880	59
AL28/U088/45/000620	7TCA296000R0883	63
AL28/U088/C90/000620	7TCA296000R0885	62
AL28/U094/45/000620	7TCA296000R0886	63
AL28/U094/A/000620	7TCA296000R0887	61
AL28/U094/C90/000620	7TCA296000R0888	62
AL28/U100/A/000620	7TCA296000R0890	61
AL28/U119/A/000620	7TCA296000R0893	61
AL28/U119/C90/000620	7TCA296000R0894	62
AL28/U138/A/000620	7TCA296000R0896	61
AL28/U144/45/000620	7TCA296000R0898	63
AL28/U144/A/000620	7TCA296000R0899	61
AL28/U144/C90/000620	7TCA296000R0900	62
AL28/U175/A/000620	7TCA296000R0903	61
AL28/U200/C90/000620	7TCA296000R0909	62
AL282121/Y/BL	7TCA296000R0913	55
AL28RT	7TCA296050R0025	85
AL34/100/A/BL	7TCA296000R0927	52
AL34/100/C90/BL	7TCA296000R0933	53
AL34/A/U/BL	7TCA296000R0945	55
AL34/FL/90/BL	7TCA296000R0946	56
AL34/M32/45/BL	7TCA296000R0950	54
AL34/M32/A/BL	7TCA296000R0957	52
AL34/M32/C90/BL	7TCA296000R0964	53
AL34/M32/CS90/BL	7TCA296000R0968	58
AL34/M32/CSF90/BL	7TCA296000R0971	60
AL34/M32/PPA/BL	7TCA296000R0973	23
AL34/M32/S45/BL	7TCA296000R0974	59
AL34/M32/SA/BL	7TCA296000R0976	58
AL34/M32/SFA/BL	7TCA296000R0981	59
AL34/M40/A/BL	7TCA296000R0983	52
AL34/PF100/A/BL	7TCA296000R0988	52
AL34/PF100/C90/BL	7TCA296000R0991	53
AL34/PG29/45/BL	7TCA296000R0996	54
AL34/PG29/A/BL	7TCA296000R1002	52
AL34/PG29/C90/BL	7TCA296000R1010	53
AL34/PG29/CS90/BL	7TCA296000R1014	58
AL34/PG29/S45/BL	7TCA296000R1018	59
AL34/PG29/SA/BL	7TCA296000R1020	58
AL34/PG29/SF45/BL	7TCA296000R1027	60
AL34/PG29/SFA/BL	7TCA296000R1029	59
AL34/U100/A/000620	7TCA296000R1032	61
AL34/U119/A/000620	7TCA296000R1035	61
AL34/U144/45/000620	7TCA296000R1037	63
AL34/U144/A/000620	7TCA296000R1038	61
AL34/U144/C90/000620	7TCA296000R1040	62
AL34/U175/45/000620	7TCA296000R1042	63
AL34/U175/A/000620	7TCA296000R1043	61
AL34/U200/A/000620	7TCA296000R1046	61
AL34/U200/C90/000620	7TCA296000R1047	62
AL34RT	7TCA296050R0027	85
AL42/125/A/BL	7TCA296000R1056	52
AL42/125/C90/BL	7TCA296000R1061	53
AL42/A/U/BL	7TCA296000R1073	55
AL42/FL/90/BL	7TCA296000R1074	56
AL42/M40/A/BL	7TCA296000R1081	52
AL42/M40/C90/BL	7TCA296000R1087	53
AL42/M40/CS90/BL	7TCA296000R1091	58
AL42/M40/S45/BL	7TCA296000R1096	59
AL42/M40/SA/BL	7TCA296000R1098	58
AL42/M40/SF45/BL	7TCA296000R1102	60
AL42/M40/SFA/BL	7TCA296000R1103	59
AL42/M50/A/BL	7TCA296000R1106	52
AL42/PF125/A/BL	7TCA296000R1111	52
AL42/PF125/C90/BL	7TCA296000R1113	53
AL42/PG36/45/BL	7TCA296000R1117	54
AL42/PG36/A/BL	7TCA296000R1122	52
AL42/PG36/C90/BL	7TCA296000R1130	53
AL42/PG36/CS90/BL	7TCA296000R1136	58
AL42/PG36/CSF90/BL	7TCA296000R1139	60
AL42/PG36/S45/BL	7TCA296000R1142	59
AL42/PG36/SA/BL	7TCA296000R1144	58
AL42/PG36/SFA/BL	7TCA296000R1151	59
AL42/U200/A/000620	7TCA296000R1158	61
AL42RT	7TCA296050R0030	85
AL54/150/A/BL	7TCA296000R1173	52
AL54/150/C90/BL	7TCA296000R1179	53
AL54/200/C90/BL	7TCA296000R1197	53
AL54/A/U/BL	7TCA296000R2671	55
AL54/FL/45/BL	7TCA296000R1203	57
AL54/FL/90/BL	7TCA296000R1204	56
AL54/FL/A/BL	7TCA296000R1209	56
AL54/M50/45/BL	7TCA296000R1210	54
AL54/M50/A/BL	7TCA296000R1213	52
AL54/M50/C90/BL	7TCA296000R1219	53
AL54/M50/CS90/BL	7TCA296000R1222	58
AL54/M50/S45/BL	7TCA296000R1227	59
AL54/M50/SA/BL	7TCA296000R1229	58
AL54/M50/SFA/BL	7TCA296000R1232	59
AL54/M63/45/BL	7TCA296000R1234	54
AL54/M63/A/BL	7TCA296000R1236	52
AL54/M63/C90/BL	7TCA296000R1242	53
AL54/M63/CS90/BL	7TCA296000R1245	58
AL54/PF150/A/BL	7TCA296000R1256	52
AL54/PF150/C90/BL	7TCA296000R1260	53
AL54/PF200/A/BL	7TCA296000R1265	52
AL54/PF200/C90/BL	7TCA296000R1268	53
AL54/PG48/45/BL	7TCA296000R1272	54
AL54/PG48/A/BL	7TCA296000R1278	52
AL54/PG48/C90/BL	7TCA296000R1286	53
AL54/PG48/CS90/BL	7TCA296000R1291	58
AL54/PG48/CSF90/BL	7TCA296000R1293	60
AL54/PG48/S45/BL	7TCA296000R1295	59
AL54/PG48/SA/BL	7TCA296000R1296	58
AL54/PG48/SFA/BL	7TCA296000R1298	59
AL54RT	7TCA296050R0033	85

Appendix

Part number index

Part. No.	GID No.	Page
ALS13/F	7TCA296000R1317	79
ALS16/F	7TCA296000R1318	79
ALS21/F	7TCA296000R1332	79
ALS28/C	7TCA296000R1345	79
ALS34/C	7TCA296000R1356	79
ALS42/C	7TCA296000R1362	79
ALS54/C	7TCA296000R1369	79
AR13/M16/A/BL	7TCA296000R1392	68
AR13/M16/C90/BL	7TCA296000R2670	68
AR13X3/T/BL	7TCA296000R1394	69
AR16/M16/A/BL	7TCA296000R1396	68
AR16/M16/C90/BL	7TCA296000R1399	68
AR16/M20/A/BL	7TCA296000R1405	68
AR16/M20/C90/BL	7TCA296000R1406	68
AR16/PG13/A/BL	7TCA296000R1416	68
AR16X3/T/BL	7TCA296000R1419	69
AR21/M20/A/BL	7TCA296000R1420	68
AR21/M20/C90/BL	7TCA296000R1422	68
AR21/PG16/A/BL	7TCA296000R1429	68
AR21X3/T/BL	7TCA296000R1433	69
AR28/M25/A/BL	7TCA296000R1437	68
AR28/M25/C90/BL	7TCA296000R1439	68
AR28/PG21/A/BL	7TCA296000R1446	68
AR28X3/T/BL	7TCA296000R1451	69
AR34/M32/A/BL	7TCA296000R1455	68
AR34/M32/C90/BL	7TCA296000R1457	68
AR34/PG29/A/BL	7TCA296000R1462	68
AR34X3/T/BL	7TCA296000R1468	69
AR42/M40/A/BL	7TCA296000R1470	68
AR42/M40/C90/BL	7TCA296000R1471	68
AR42/PG36/A/BL	7TCA296000R1472	68
AR54/M50/A/BL	7TCA296000R1475	68
AR54/M50/C90/BL	7TCA296000R1476	68
ASC21/M20/A/BL	7TCA296000R1483	65
ASC21/M20/C90/BL	7TCA296000R1486	65
ASC21X3/T/BL	7TCA296000R1498	66
ASC28/M25/A/BL	7TCA296000R1502	65
ASC28/M25/C90/BL	7TCA296000R1504	65
ASC28/PG21/A/BL	7TCA296000R1514	65
ASC28/PG21/C90/BL	7TCA296000R1517	65
ASC28X3/T/BL	7TCA296000R1519	66
ASC34/M32/A/BL	7TCA296000R1522	65
ASC34/M32/C90/BL	7TCA296000R1525	65
ASC34/PG29/A/BL	7TCA296000R1535	65
ASC34X3/T/BL	7TCA296000R1540	66
ASC42/FL/90/BL	7TCA296000R1542	66
ASC42/M40/A/BL	7TCA296000R1545	65
ASC42/M40/C90/BL	7TCA296000R1548	65
ASC42/PG36/A/BL	7TCA296000R1554	65
ASC54/FL/90/BL	7TCA296000R1560	66
ASC54/M50/A/BL	7TCA296000R1562	65
ASC54/M50/C90/BL	7TCA296000R1565	65
ASC54/PG48/A/BL	7TCA296000R1571	65
ASF10/M16/A/BL	7TCA296000R1576	65
ASF10/M16/C90/BL	7TCA296000R1577	65
ASF10/PG9/A/BL	7TCA296000R1578	65
ASF10/PG9/C90/BL	7TCA296000R1580	65
ASF10X3/T/BL	7TCA296000R1581	66
ASF13/FL/C90/BL	7TCA296000R1583	66
ASF13/M16/A/BL	7TCA296000R1586	65
ASF13/M16/C90/BL	7TCA296000R1589	65
ASF13/PG9/A/BL	7TCA296000R1598	65
ASF13/PG9/C90/BL	7TCA296000R1601	65
ASF13X3/T/BL	7TCA296000R1603	66
ASF16/FL/C90/BL	7TCA296000R1606	66
ASF16/M16/A/BL	7TCA296000R1608	65
ASF16/M16/C90/BL	7TCA296000R1612	65
ASF16/M20/A/BL	7TCA296000R1621	65
ASF16/M20/C90/BL	7TCA296000R1624	65
ASF16/PG11/A/BL	7TCA296000R1630	65
ASF16/PG11/C90/BL	7TCA296000R1635	65
ASF16/PG13/A/BL	7TCA296000R1643	65
ASF16X3/T/BL	7TCA296000R1650	66
ASF21/FL/C90/BL	7TCA296000R2755	66
ASF21/M20/A/BL	7TCA296000R1659	65
ASF21/M20/C90/BL	7TCA296000R1664	65
ASF21/PG16/A/BL	7TCA296000R1679	65
ASF21/PG16/C90/BL	7TCA296000R1684	65
ASF21X3/T/BL	7TCA296000R1687	66
ASF28/M25/A/BL	7TCA296000R1692	65
ASF28/M25/C90/BL	7TCA296000R1694	65
ASF28/PG21/A/BL	7TCA296000R1703	65
ASF28/PG21/C90/BL	7TCA296000R1706	65
ASF28X3/T/BL	7TCA296000R1709	66
ASF34/FL/90/BL	7TCA296000R1711	66
ASF34/M32/A/BL	7TCA296000R1714	65
ASF34/M32/C90/BL	7TCA296000R1717	65
ASF34/PG29/A/BL	7TCA296000R1727	65
ASF34X3/T/BL	7TCA296000R1733	66
AT13/038/A/BLB	7TCA296170R0000	37
AT13/038/A/BLY	7TCA296170R0001	36
AT13/038/C90/BLY	7TCA296170R0005	38
AT13/038/S45/BLB	7TCA296170R0938	41
AT13/038/SA/BLB	7TCA296170R0935	40
AT13/038/SA/BLY	7TCA296170R0006	40
AT13/A/U/BLB	7TCA296170R0008	47
AT13/A/U/BLY	7TCA296170R0009	47
AT13/FL/C90/BLB	7TCA296170R0011	49
AT13/FL/C90/BLY	7TCA296170R0012	49
AT13/M16/45/BLB	7TCA296170R0015	39
AT13/M16/45/BLY	7TCA296170R0016	39
AT13/M16/A/BLB	7TCA296170R0019	37
AT13/M16/A/BLY	7TCA296170R0020	36
AT13/M16/C90/BLB	7TCA296170R0025	38
AT13/M16/C90/BLY	7TCA296170R0026	38
AT13/M16/CS90/BLB	7TCA296170R0032	40
AT13/M16/CS90/BLY	7TCA296170R0033	40
AT13/M16/CSF90/BLB	7TCA296170R0034	42
AT13/M16/CSF90/BLY	7TCA296170R0928	42
AT13/M16/S45/BLB	7TCA296170R0919	41
AT13/M16/S45/BLY	7TCA296170R0035	41
AT13/M16/SA/BLB	7TCA296170R0036	40
AT13/M16/SA/BLY	7TCA296170R0037	40
AT13/M16/SF45/BLB	7TCA296170R0038	42
AT13/M16/SFA/BLB	7TCA296170R0039	41
AT13/M16/SFA/BLY	7TCA296170R0040	41
AT13/PF038/A/BLY	7TCA296170R0043	36
AT13/PF038/C90/BLB	7TCA296170R0046	38
AT13/PF038/C90/BLY	7TCA296170R0047	38
AT13/PG9/SA/BLY	7TCA296170R0048	40
AT13/U063/SFA/BLY	7TCA296170R0049	44
AT13/U075/CSF90/BLY	7TCA296170R0050	45
AT13/U075/SFA/BLY	7TCA296170R0051	44
AT13/U088/CSF90/BLY	7TCA296170R0053	45
AT13/U088/SFA/BLB	7TCA296170R0054	44
AT13/U088/SFA/BLY	7TCA296170R0055	44
AT16/038/A/BLB	7TCA296170R0059	37
AT16/038/A/BLY	7TCA296170R0061	36
AT16/038/CS90/BLY	7TCA296000R2666	40
AT16/038/S45/BLB	7TCA296170R0939	41
AT16/038/S45/BLY	7TCA296000R2667	41
AT16/038/SA/BLB	7TCA296170R0065	40
AT16/038/SA/BLY	7TCA296170R0066	40
AT16/038/SFA/BLY	7TCA296170R0069	41
AT16/050/A/BLB	7TCA296170R0070	37
AT16/050/A/BLY	7TCA296170R0072	36
AT16/050/C90/BLY	7TCA296170R0078	38
AT16/A/U/BLB	7TCA296170R0084	47
AT16/A/U/BLY	7TCA296170R0085	47
AT16/FL/45/BLB	7TCA296170R0088	49
AT16/FL/45/BLY	7TCA296170R0089	49
AT16/FL/A/BLB	7TCA296170R0091	48
AT16/FL/A/BLY	7TCA296170R0092	48
AT16/FL/C90/BLB	7TCA296170R0096	49
AT16/FL/C90/BLY	7TCA296170R0097	49
AT16/M16/45/BLB	7TCA296170R0099	39
AT16/M16/45/BLY	7TCA296170R0100	39
AT16/M16/A/BLB	7TCA296170R0104	37
AT16/M16/A/BLY	7TCA296170R0105	36
AT16/M16/C90/BLB	7TCA296170R0111	38
AT16/M16/C90/BLY	7TCA296170R0112	38
AT16/M16/CS90/BLB	7TCA296170R0118	40
AT16/M16/CS90/BLY	7TCA296170R0119	40

Part. No.	GID No.	Page
AT16/M16/CSF90/BLB	7TCA296170R0121	42
AT16/M16/CSF90/BLY	7TCA296170R0122	42
AT16/M16/CSF90J/BLY	7TCA296170R0123	43
AT16/M16/S45/BLB	7TCA296170R0124	41
AT16/M16/S45/BLY	7TCA296170R0125	41
AT16/M16/SA/BLB	7TCA296170R0128	40
AT16/M16/SA/BLY	7TCA296170R0129	40
AT16/M16/SF45/BLB	7TCA296170R0133	42
AT16/M16/SF45/BLY	7TCA296170R0134	42
AT16/M16/SF45J/BLY	7TCA296170R0135	43
AT16/M16/SFA/BLB	7TCA296170R0136	41
AT16/M16/SFA/BLY	7TCA296170R0137	41
AT16/M16/SFAJ/BLY	7TCA296170R0140	43
AT16/M20/45/BLY	7TCA296170R0142	39
AT16/M20/A/BLB	7TCA296170R0143	37
AT16/M20/A/BLY	7TCA296170R0144	36
AT16/M20/C90/BLB	7TCA296170R0151	38
AT16/M20/C90/BLY	7TCA296170R0152	38
AT16/PF038/45/BLB	7TCA296170R0932	39
AT16/PF038/45/BLY	7TCA296170R0870	39
AT16/PF038/A/BLY	7TCA296170R0162	36
AT16/PF038/C90/BLB	7TCA296170R0931	38
AT16/PF038/C90/BLY	7TCA296170R0869	38
AT16/PF050/A/BLY	7TCA296170R0166	36
AT16/PF050/C90/BLB	7TCA296170R0169	38
AT16/PF050/C90/BLY	7TCA296170R0170	38
AT16/PG11/SA/BLY	7TCA296170R0173	40
AT16/U063/CSF90/BLY	7TCA296170R0179	45
AT16/U063/SFA/BLY	7TCA296170R0180	44
AT16/U075/CSF90/BLY	7TCA296170R0181	45
AT16/U075/SFA/BLY	7TCA296170R0182	44
AT16/U081/SFA/BLY	7TCA296170R0910	44
AT16/U088/CSF90/BLY	7TCA296170R0184	45
AT16/U088/SFA/BLB	7TCA296170R0185	44
AT16/U088/SFA/BLY	7TCA296170R0186	44
AT16/U100/CSF90/BLY	7TCA296170R0188	45
AT16/U100/SFA/BLB	7TCA296170R0189	44
AT16/U100/SFA/BLY	7TCA296170R0190	44
AT16/U119/SFA/BLY	7TCA296170R0191	44
AT21/050/A/BLB	7TCA296170R0198	37
AT21/050/A/BLY	7TCA296170R0200	36
AT21/050/C90/BLY	7TCA296170R0206	38
AT21/050/CS90/BLB	7TCA296170R0209	40
AT21/050/CS90/BLY	7TCA296170R0210	40
AT21/050/CSF90/BLB	7TCA296170R0212	42
AT21/050/CSF90/BLY	7TCA296170R0213	42
AT21/050/S45/BLB	7TCA296170R0940	41
AT21/050/S45/BLY	7TCA296170R0214	41
AT21/050/SA/BLB	7TCA296170R0215	40
AT21/050/SA/BLY	7TCA296170R0216	40
AT21/050/SF45/BLY	7TCA296170R0219	42
AT21/050/SFA/BLB	7TCA296170R0220	41
AT21/050/SFA/BLY	7TCA296170R0221	41
AT21/A/U/BLB	7TCA296170R0224	47
AT21/A/U/BLY	7TCA296170R0225	47
AT21/FL/45/BLB	7TCA296170R0228	49
AT21/FL/45/BLY	7TCA296170R0229	49
AT21/FL/A/BLB	7TCA296170R0232	48
AT21/FL/A/BLY	7TCA296170R0233	48
AT21/FL/C90/BLB	7TCA296170R0237	49
AT21/FL/C90/BLY	7TCA296170R0238	49
AT21/M20/45/BLB	7TCA296170R0241	39
AT21/M20/45/BLY	7TCA296170R0242	39
AT21/M20/A/BLB	7TCA296170R0247	37
AT21/M20/A/BLY	7TCA296170R0248	36
AT21/M20/C90/BLB	7TCA296170R0255	38
AT21/M20/C90/BLY	7TCA296170R0256	38
AT21/M20/CS90/BLB	7TCA296170R0263	40
AT21/M20/CS90/BLY	7TCA296170R0264	40
AT21/M20/CSF90/BLB	7TCA296170R0267	42
AT21/M20/CSF90/BLY	7TCA296170R0268	42
AT21/M20/CSF90J/BLY	7TCA296170R0269	43
AT21/M20/S45/BLB	7TCA296170R0271	41
AT21/M20/S45/BLY	7TCA296170R0272	41
AT21/M20/SA/BLB	7TCA296170R0274	40
AT21/M20/SA/BLY	7TCA296170R0275	40
AT21/M20/SF45/BLB	7TCA296170R0280	42
AT21/M20/SF45/BLY	7TCA296170R0281	42
AT21/M20/SF45J/BLY	7TCA296170R0282	43
AT21/M20/SFA/BLB	7TCA296170R0283	41
AT21/M20/SFA/BLY	7TCA296170R0284	41
AT21/M20/SFAJ/BLY	7TCA296170R0287	43
AT21/M25/A/BLB	7TCA296170R0290	37
AT21/M25/A/BLY	7TCA296170R0291	36
AT21/PF050/45/BLY	7TCA296170R0958	39
AT21/PF050/A/BLY	7TCA296170R0300	36
AT21/PF050/C90/BLB	7TCA296170R0303	38
AT21/PF050/C90/BLY	7TCA296170R0304	38
AT21/PG16/SA/BLY	7TCA296170R0310	40
AT21/U075/CSF90/BLY	7TCA296170R0314	45
AT21/U075/SFA/BLY	7TCA296170R0316	44
AT21/U088/SFA/BLY	7TCA296170R0319	44
AT21/U094/CSF90/BLY	7TCA296170R0321	45
AT21/U094/SFA/BLB	7TCA296170R0323	44
AT21/U094/SFA/BLY	7TCA296170R0324	44
AT21/U100/CSF90/BLY	7TCA296170R0326	45
AT21/U100/SF45/BLY	7TCA296170R0327	46
AT21/U100/SFA/BLB	7TCA296170R0328	44
AT21/U100/SFA/BLY	7TCA296170R0329	44
AT21/U113/CSF90/BLB	7TCA296170R0930	45
AT21/U113/CSF90/BLY	7TCA296170R0953	45
AT21/U113/SF45/BLY	7TCA296170R0330	46
AT21/U119/CSF90/BLB	7TCA296170R0331	45
AT21/U119/CSF90/BLY	7TCA296170R0332	45
AT21/U119/SFA/BLB	7TCA296170R0334	44
AT21/U119/SFA/BLY	7TCA296170R0335	44
AT21/U138/CSF90/BLY	7TCA296170R0338	45
AT21/U138/SFA/BLY	7TCA296170R0339	44
AT21/U144/CSF90/BLB	7TCA296170R0340	45
AT21/U144/CSF90/BLY	7TCA296170R0341	45
AT21/U144/SFA/BLB	7TCA296170R0342	44
AT21/U144/SFA/BLY	7TCA296170R0343	44
AT211316/T/BLY	7TCA296170R0882	50
AT211321/T/BLY	7TCA296170R0883	50
AT211613/T/BLY	7TCA296170R0884	50
AT211616/T/BLY	7TCA296170R0346	50
AT211616/T/BLY	7TCA296170R0346	50
AT211621/T/BLY	7TCA296000R1742	50
AT212113/T/BLY	7TCA296170R0347	50
AT212821/T/BLY	7TCA296170R0944	50
AT28/075/A/BLB	7TCA296170R0350	37
AT28/075/A/BLY	7TCA296170R0352	36
AT28/075/C90/BLY	7TCA296170R0357	38
AT28/075/CS90/BLB	7TCA296170R0360	40
AT28/075/CS90/BLY	7TCA296170R0361	40
AT28/075/CSF90/BLB	7TCA296170R0363	42
AT28/075/S45/BLB	7TCA296170R0364	41
AT28/075/S45/BLY	7TCA296170R0365	41
AT28/075/SA/BLY	7TCA296170R0368	40
AT28/075/SFA/BLB	7TCA296170R0370	41
AT28/075/SFA/BLY	7TCA296170R0371	41
AT28/A/U/BLB	7TCA296170R0373	47
AT28/A/U/BLY	7TCA296170R0374	47
AT28/FL/45/BLB	7TCA296170R0376	49
AT28/FL/45/BLY	7TCA296170R0377	49
AT28/FL/A/BLB	7TCA296170R0380	48
AT28/FL/A/BLY	7TCA296170R0381	48
AT28/FL/C90/BLB	7TCA296170R0384	49
AT28/FL/C90/BLY	7TCA296170R0385	49
AT28/M25/45/BLB	7TCA296170R0388	39
AT28/M25/45/BLY	7TCA296170R0389	39
AT28/M25/A/BLB	7TCA296170R0395	37
AT28/M25/A/BLY	7TCA296170R0396	36
AT28/M25/C90/BLB	7TCA296170R0403	38
AT28/M25/C90/BLY	7TCA296170R0404	38
AT28/M25/CS90/BLB	7TCA296170R0412	40
AT28/M25/CS90/BLY	7TCA296170R0413	40
AT28/M25/CSF90/BLB	7TCA296170R0417	42
AT28/M25/CSF90/BLY	7TCA296170R0418	42
AT28/M25/CSF90J/BLY	7TCA296170R0420	43
AT28/M25/S45/BLB	7TCA296170R0927	41
AT28/M25/S45/BLY	7TCA296170R0421	41
AT28/M25/SA/BLB	7TCA296170R0424	40

Appendix

Part number index

Part. No.	GID No.	Page
AT28/M25/SA/BLY	7TCA296170R0425	40
AT28/M25/SF45/BLB	7TCA296170R0429	42
AT28/M25/SF45/BLY	7TCA296170R0430	42
AT28/M25/SF45J/BLY	7TCA296170R0432	43
AT28/M25/SFA/BLB	7TCA296170R0433	41
AT28/M25/SFA/BLY	7TCA296170R0434	41
AT28/M25/SFAJ/BLY	7TCA296170R0435	43
AT28/M32/A/BLY	7TCA296170R0439	36
AT28/PF075/A/BLY	7TCA296170R0450	36
AT28/PF075/C90/BLB	7TCA296170R0451	38
AT28/PF075/C90/BLY	7TCA296170R0452	38
AT28/PG21/SA/BLY	7TCA296170R0457	40
AT28/U094/CSF90/BLB	7TCA296170R0461	45
AT28/U100/CSF90/BLY	7TCA296170R0462	45
AT28/U100/SFA/BLY	7TCA296170R0463	44
AT28/U119/CSF90/BLB	7TCA296170R0464	45
AT28/U119/SF45/BLY	7TCA296170R0465	46
AT28/U119/SFA/BLB	7TCA296170R0466	44
AT28/U119/SFA/BLY	7TCA296170R0467	44
AT28/U138/CSF90/BLY	7TCA296170R0468	45
AT28/U138/SF45/BLY	7TCA296170R0469	46
AT28/U138/SFA/BLY	7TCA296170R0470	44
AT28/U144/CSF90/BLB	7TCA296170R0471	45
AT28/U144/CSF90/BLY	7TCA296170R0472	45
AT28/U144/SF45/BLY	7TCA296170R0473	46
AT28/U144/SFA/BLB	7TCA296170R0474	44
AT28/U144/SFA/BLY	7TCA296170R0475	44
AT28/U175/CSF90/BLY	7TCA296170R0476	45
AT28/U175/SFA/BLB	7TCA296170R0477	44
AT28/U200/CSF90/BLY	7TCA296170R0954	45
AT28/U200/SFA/BLB	7TCA296170R0478	44
AT28/U225/SFA/BLY	7TCA296170R0479	44
AT281321/T/BLY	7TCA296170R0886	50
AT281328/T/BLY	7TCA296170R0887	50
AT281621/T/BLY	7TCA296170R0888	50
AT281628/T/BLY	7TCA296170R0480	50
AT282113/Y/BLY	7TCA296170R0894	51
AT282116/Y/BLY	7TCA296170R0895	51
AT282121/T/BLY	7TCA296170R0889	50
AT282121/Y/BLY	7TCA296170R0896	51
AT282128/T/BLY	7TCA296170R0890	50
AT282813/Y/BLY	7TCA296170R0897	51
AT282816/Y/BLY	7TCA296170R0899	51
AT282821/Y/BLY	7TCA296170R0900	51
AT282828/T/BLY	7TCA296170R0873	50
AT282828/Y/BLY	7TCA296170R0898	51
AT34/100/45/BLY	7TCA296170R0483	39
AT34/100/A/BLB	7TCA296170R0484	37
AT34/100/A/BLY	7TCA296170R0486	36
AT34/100/C90/BLY	7TCA296170R0491	38
AT34/100/CS90/BLB	7TCA296170R0494	40
AT34/100/CS90/BLY	7TCA296170R0495	40
AT34/100/S45/BLB	7TCA296170R0941	41
AT34/100/S45/BLY	7TCA296170R0496	41
AT34/100/SA/BLB	7TCA296170R0497	40
AT34/100/SA/BLY	7TCA296170R0498	40
AT34/100/SF45/BLY	7TCA296170R0501	42
AT34/100/SFA/BLB	7TCA296170R0502	41
AT34/100/SFA/BLY	7TCA296170R0503	41
AT34/A/U/BLB	7TCA296170R0504	47
AT34/A/U/BLY	7TCA296170R0505	47
AT34/M32/45/BLB	7TCA296170R0508	39
AT34/M32/45/BLY	7TCA296170R0509	39
AT34/M32/A/BLB	7TCA296170R0513	37
AT34/M32/A/BLY	7TCA296170R0514	36
AT34/M32/C90/BLB	7TCA296170R0521	38
AT34/M32/C90/BLY	7TCA296170R0522	38
AT34/M32/CS90/BLB	7TCA296170R0528	40
AT34/M32/CS90/BLY	7TCA296170R0529	40
AT34/M32/CSF90/BLB	7TCA296170R0531	42
AT34/M32/CSF90/BLY	7TCA296170R0532	42
AT34/M32/CSF90J/BLY	7TCA296170R0533	43
AT34/M32/S45/BLY	7TCA296170R0534	41
AT34/M32/SA/BLB	7TCA296170R0535	40
AT34/M32/SA/BLY	7TCA296170R0536	40
AT34/M32/SF45/BLB	7TCA296170R0541	42
AT34/M32/SF45/BLY	7TCA296170R0542	42
AT34/M32/SF45J/BLY	7TCA296170R0543	43
AT34/M32/SFA/BLB	7TCA296170R0544	41
AT34/M32/SFA/BLY	7TCA296170R0545	41
AT34/M32/SFAJ/BLY	7TCA296170R0548	43
AT34/M40/A/BLB	7TCA296170R0550	37
AT34/M40/A/BLY	7TCA296170R0551	36
AT34/PF100/45/BLB	7TCA296170R0933	39
AT34/PF100/A/BLY	7TCA296170R0561	36
AT34/PF100/C90/BLB	7TCA296170R0564	38
AT34/PF100/C90/BLY	7TCA296170R0565	38
AT34/PG29/SA/BLY	7TCA296170R0570	40
AT34/U100/SFA/BLY	7TCA296170R0860	44
AT34/U119/CSF90/BLB	7TCA296170R0575	45
AT34/U119/SFA/BLB	7TCA296170R0576	44
AT34/U119/SFA/BLY	7TCA296170R0577	44
AT34/U144/CSF90/BLB	7TCA296170R0578	45
AT34/U144/CSF90/BLY	7TCA296170R0579	45
AT34/U144/SF45/BLY	7TCA296170R0926	46
AT34/U144/SFA/BLB	7TCA296170R0581	44
AT34/U144/SFA/BLY	7TCA296170R0582	44
AT34/U175/SFA/BLB	7TCA296170R0584	44
AT34/U200/CSF90/BLY	7TCA296170R0955	45
AT341634/T/BLY	7TCA296170R0891	50
AT342128/T/BLY	7TCA296170R0892	50
AT342134/T/BLY	7TCA296170R0893	50
AT343434/T/BLY	7TCA296170R0874	50
AT42/125/45/BLY	7TCA296170R0865	39
AT42/125/A/BLB	7TCA296170R0586	37
AT42/125/A/BLY	7TCA296170R0588	36
AT42/125/C90/BLY	7TCA296170R0593	38
AT42/125/CS90/BLY	7TCA296170R0596	40
AT42/125/CSF90/BLY	7TCA296170R0597	42
AT42/125/S45/BLB	7TCA296170R0598	41
AT42/125/S45/BLY	7TCA296170R0599	41
AT42/125/SA/BLY	7TCA296170R0601	40
AT42/125/SFA/BLB	7TCA296170R0604	41
AT42/125/SFA/BLY	7TCA296170R0605	41
AT42/A/U/BLB	7TCA296170R0608	47
AT42/A/U/BLY	7TCA296170R0609	47
AT42/M40/45/BLY	7TCA296170R0613	39
AT42/M40/A/BLB	7TCA296170R0617	37
AT42/M40/A/BLY	7TCA296170R0618	36
AT42/M40/C90/BLB	7TCA296170R0624	38
AT42/M40/C90/BLY	7TCA296170R0625	38
AT42/M40/CS90/BLB	7TCA296170R0631	40
AT42/M40/CS90/BLY	7TCA296170R0632	40
AT42/M40/CSF90/BLB	7TCA296170R0634	42
AT42/M40/CSF90/BLY	7TCA296170R0635	42
AT42/M40/CSF90J/BLY	7TCA296170R0636	43
AT42/M40/S45/BLB	7TCA296170R0637	41
AT42/M40/S45/BLY	7TCA296170R0638	41
AT42/M40/SA/BLB	7TCA296170R0639	40
AT42/M40/SA/BLY	7TCA296170R0640	40
AT42/M40/SF45/BLB	7TCA296170R0643	42
AT42/M40/SF45/BLY	7TCA296170R0644	42
AT42/M40/SF45J/BLY	7TCA296170R0645	43
AT42/M40/SFA/BLB	7TCA296170R0646	41
AT42/M40/SFA/BLY	7TCA296170R0647	41
AT42/M40/SFAJ/BLY	7TCA296170R0650	43
AT42/PF125/45/BLB	7TCA296170R0934	39
AT42/PF125/A/BLY	7TCA296170R0660	36
AT42/PF125/C90/BLB	7TCA296170R0662	38
AT42/PF125/C90/BLY	7TCA296170R0663	38
AT42/PG36/SA/BLY	7TCA296170R0664	40
AT42/U175/SFA/BLY	7TCA296170R0906	44
AT48/150/SA/BLB	7TCA296170R0936	40
AT48/150/SFA/BLY	7TCA296170R0684	41
AT48/A/U/BLB	7TCA296170R0685	47
AT48/PF150/45/BLB	7TCA296170R0705	39
AT48/PF150/45/BLY	7TCA296170R0706	39
AT54/150/C90/BLY	7TCA296170R0719	38
AT54/150/CS90/BLY	7TCA296170R0720	40
AT54/150/S45/BLB	7TCA296170R0942	41
AT54/150/S45/BLY	7TCA296170R0722	41
AT54/150/SA/BLB	7TCA296170R0937	40
AT54/200/A/BLB	7TCA296170R0725	37

Part. No.	GID No.	Page
AT54/200/A/BLY	7TCA296170R0727	36
AT54/200/C90/BLY	7TCA296170R0731	38
AT54/200/CS90/BLB	7TCA296170R0734	40
AT54/200/CS90/BLY	7TCA296170R0735	40
AT54/200/S45/BLB	7TCA296170R0737	41
AT54/200/S45/BLY	7TCA296170R0738	41
AT54/200/SA/BLY	7TCA296170R0741	40
AT54/200/SFA/BLY	7TCA296170R0743	41
AT54/A/U/BLB	7TCA296170R0744	47
AT54/A/U/BLY	7TCA296170R0745	47
AT54/M50/45/BLY	7TCA296170R0750	39
AT54/M50/A/BLB	7TCA296170R0753	37
AT54/M50/A/BLY	7TCA296170R0754	36
AT54/M50/C90/BLB	7TCA296170R0757	38
AT54/M50/C90/BLY	7TCA296170R0758	38
AT54/M50/CS90/BLY	7TCA296170R0761	40
AT54/M50/CSF90/BLB	7TCA296170R0762	42
AT54/M50/CSF90/BLY	7TCA296170R0763	42
AT54/M50/CSF90J/BLY	7TCA296170R0764	43
AT54/M50/S45/BLY	7TCA296170R0765	41
AT54/M50/SA/BLB	7TCA296170R0766	40
AT54/M50/SA/BLY	7TCA296170R0767	40
AT54/M50/SF45/BLB	7TCA296170R0768	42
AT54/M50/SF45/BLY	7TCA296170R0769	42
AT54/M50/SF45J/BLY	7TCA296170R0770	43
AT54/M50/SFA/BLY	7TCA296170R0771	41
AT54/M50/SFAJ/BLY	7TCA296170R0772	43
AT54/M63/A/BLB	7TCA296170R0773	37
AT54/M63/A/BLY	7TCA296170R0774	36
AT54/M63/C90/BLB	7TCA296170R0778	38
AT54/M63/C90/BLY	7TCA296170R0779	38
AT54/M63/CS90/BLB	7TCA296170R0783	40
AT54/M63/CS90/BLY	7TCA296170R0784	40
AT54/M63/CSF90/BLB	7TCA296170R0786	42
AT54/M63/CSF90J/BLY	7TCA296170R0787	43
AT54/M63/S45/BLY	7TCA296170R0788	41
AT54/M63/SA/BLB	7TCA296170R0789	40
AT54/M63/SA/BLY	7TCA296170R0790	40
AT54/M63/SF45/BLB	7TCA296170R0791	42
AT54/M63/SF45J/BLY	7TCA296170R0792	43
AT54/M63/SFA/BLY	7TCA296170R0793	41
AT54/M63/SFAJ/BLY	7TCA296170R0794	43
AT54/PF200/A/BLY	7TCA296170R0796	36
AT54/PF200/C90/BLB	7TCA296170R0797	38
AT54/PF200/C90/BLY	7TCA296170R0798	38
AT54/PG48/SA/BLY	7TCA296170R0799	40
AWB13	7TCA296050R0071	67
AWB16	7TCA296050R0072	67
AWB21	7TCA296050R0073	67
AWB28	7TCA296050R0074	67
CP-AF20A	7TCA296180R0006	84
CP-AF20BS	7TCA296180R0014	84
CP-AF20BS-PP	7TCA296180R0015	84
CP-AF25A	7TCA296180R0028	84
CP-AF25BS	7TCA296180R0035	84
CP-AF25BS-PP	7TCA296180R0036	84
CP-KF20BS	7TCA296180R0042	84
CP-KF25BS	7TCA296180R0045	84
CPCM28/BL/50M	7TCA296000R1760	25
CPCM34/BL/50M	7TCA296000R1761	25
CPCM42/BL/25M	7TCA296000R1762	25
CPCM54/BL/25M	7TCA296000R1764	25
CPFM13/BL/50M	7TCA296000R1765	25
CPFM16/BL/50M	7TCA296000R1766	25
CPFM21/BL/50M	7TCA296000R1767	25
ECB13	7TCA296000R1786	81
ECB16	7TCA296000R1789	81
ECB21	7TCA296000R1792	81
ECB28	7TCA296000R1795	81
ECB34	7TCA296000R1798	81
ECB42	7TCA296000R1801	81
ECB54	7TCA296000R1804	81
GZ11	7TCA296050R0262	81
GZ13	7TCA296050R0263	81
GZ21	7TCA296050R0265	81
GZ29	7TCA296050R0266	81
GZ36	7TCA296050R0267	81
GZ9	7TCA296050R0268	81
KC16/M16/A/BL	7TCA296090R0001	72
KC16/M16/C90/BL	7TCA296090R0003	72
KC16/M20/A/BL	7TCA296090R0004	72
KC20/M20/A/BL	7TCA296090R0006	72
KC20/M20/C90/BL	7TCA296090R0007	72
KC25/M25/A/BL	7TCA296090R0010	72
KC25/M25/C90/BL	7TCA296140R0011	72
KF16/M16/A/BL	7TCA296140R0013	73
KF16/M16/A/W	7TCA296140R0015	73
KF16/M20/A/W	7TCA296140R0017	73
KF20/M20/A/BL	7TCA296130R0000	73
KF20/M20/A/W	7TCA296140R0019	73
KF20/M20/A/W	7TCA296140R0019	73
KF2020/W	7TCA296140R0021	73
KF25/M25/A/BL	7TCA296140R0023	73
KFL16/50M	7TCA296090R0020	71
KFL20/50M	7TCA296140R0028	71
KFL25/50M	7TCA296090R0025	71
KFM16/50M	7TCA296090R0026	71
KFM20/50M	7TCA296140R0030	71
KFM25/50M	7TCA296090R0027	71
KFS16/W/50M	7TCA296140R0035	71
KFS20/W/50M	7TCA296140R0038	71
KFS25/W/50M	7TCA296140R0040	71
KWIKCUT	7TCA296050R0278	85
LNPB/M12	7TCA296000R1854	80
LNPB/M16	7TCA296000R1855	80
LNPB/M20	7TCA296000R1856	80
LNPB/M25	7TCA296000R1857	80
LNPB/M32	7TCA296000R1858	80
LNPB/M40	7TCA296000R1859	80
LNPB/M50	7TCA296000R1860	80
LNPB/M63	7TCA296050R0329	80
LNPB/PG11	7TCA296050R0330	80
LNPB/PG13	7TCA296050R0331	80
LNPB/PG16	7TCA296050R0332	80
LNPB/PG21	7TCA296050R0333	80
LNPB/PG29	7TCA296050R0334	80
LNPB/PG36	7TCA296050R0335	80
LNPB/PG48	7TCA296050R0337	80
LNPB/PG7	7TCA296050R0338	80
LNPB/PG9	7TCA296050R0339	80
LNPG/M16	7TCA296000R1861	80
LNPG/M20	7TCA296000R1862	80
LNPG/M25	7TCA296000R1863	80
LNPG/M32	7TCA296000R1864	80
LNPG/M40	7TCA296000R1865	80
LNPG/M50	7TCA296220R0535	80
LNPG/PG11	7TCA296050R0341	80
LNPG/PG13	7TCA296050R0342	80
LNPG/PG16	7TCA296050R0343	80
LNPG/PG29	7TCA296050R0346	80
LNPG/PG36	7TCA296050R0347	80
LNPG/PG48	7TCA296050R0349	80
LNPG/PG7	7TCA296050R0351	80
LNPG/PG9	7TCA296050R0352	80
MB21/BLY	7TCA296170R0840	35
MB34/BLY	7TCA296170R0846	35
PACH21/BL/50M	7TCA296000R1879	26
PACH28/BL/50M	7TCA296000R1886	26
PACH34/BL/25M	7TCA296000R1893	26
PACH42/BL/25M	7TCA296000R1903	26
PACH54/BL/25M	7TCA296000R1912	26
PACL28	–	28
PACL34	–	28
PACL42	–	28
PACL54	–	28
PACL28-S/BL/50M	7TCA296000R1923	28
PACL34-S/BL/50M	7TCA296000R1933	28
PACL42-S/BL/25M	7TCA296000R1945	28
PACL54-S/BL/25M	7TCA296000R1957	28
PACS106/BL/10M	7TCA296000R1966	27
PACS28/BL/50M	7TCA296000R1990	27
PACS34/BL/50M	7TCA296000R2004	27
PACS42/BL/25M	7TCA296000R2015	27

Appendix

Part number index

Part. No.	GID No.	Page
PACS48/BL/25M	7TCA296000R2028	27
PACS54/BL/25M	7TCA296000R2033	27
PACS80/BL/10M	7TCA296000R2047	27
PAFH13/BL/50M	7TCA296000R2073	26
PAFH16/BL/50M	7TCA296000R2077	26
PAFL10	–	28
PAFL13	–	28
PAFL16	–	28
PAFL18	–	28
PAFL21	–	28
PAFL13-S/BL/50M	7TCA296000R2088	28
PAFL16-S/BL/50M	7TCA296000R2102	28
PAFL21-S/BL/50M	7TCA296000R2120	28
PAFS10/BL/50M	7TCA296000R2144	27
PAFS13/BL/50M	7TCA296000R2157	27
PAFS16/BL/50M	7TCA296000R2176	27
PAFS21/BL/50M	7TCA296000R2207	27
PAFS28/BL/50M	7TCA296000R2234	27
PAFS34/BL/50M	7TCA296000R2251	27
PBC28/M25/A	7TCA296100R0024	21
PBC28/M25/B	7TCA296100R0025	21
PBC34/M32/A	7TCA296100R0030	21
PBC34/M32/B	7TCA296100R0031	21
PBC42/M40/A	7TCA296100R0036	21
PBC42/M40/B	7TCA296100R0037	21
PBC54/M50/B	7TCA296100R0040	21
PBF13/M16/A	7TCA296100R0042	21
PBF13/M16/B	7TCA296100R0043	21
PBF16/M16/A	7TCA296100R0044	21
PBF16/M16/B	7TCA296100R0045	21
PBF21/M20/A	7TCA296100R0051	21
PBF21/M20/B	7TCA296100R0052	21
PCC28/M25/A	7TCA296000R2695	31
PCC28/M25/CS90	7TCA296170R0914	32
PCC28/M25/S45	7TCA296000R2727	33
PCC28/M25S/A	7TCA296000R2700	31
PCC28/M25S/CS90	7TCA296000R2715	32
PCC28/M25S/S45	7TCA296000R2734	33
PCC34/M32/A	7TCA296000R2696	31
PCC34/M32/CS90	7TCA296170R0915	32
PCC34/M32/S45	7TCA296000R2728	33
PCC34/M32S/A	7TCA296000R2701	31
PCC34/M32S/CS90	7TCA296170R0908	32
PCC34/M32S/S45	7TCA296000R2689	33
PCC42/M40/A	7TCA296000R2697	31
PCC42/M40/CS90	7TCA296000R2711	32
PCC42/M40/S45	7TCA296000R2729	33
PCC42/M40S/A	7TCA296000R2702	31
PCC42/M40S/CS90	7TCA296170R0909	32
PCC42/M40S/S45	7TCA296000R2735	33
PCC54/M50/A	7TCA296000R2698	31
PCC54/M50/CS90	7TCA296000R2712	32
PCC54/M50/S45	7TCA296000R2730	33
PCC54/M50S/A	7TCA296000R2703	31
PCC54/M50S/CS90	7TCA296000R2716	32
PCC54/M50S/S45	7TCA296000R2736	33
PCF13/M16/A	7TCA296000R2692	31
PCF13/M16/CS90	7TCA296170R0907	32
PCF13/M16/S45	7TCA296000R2724	33
PCF13/M16S/A	7TCA296000R2699	31
PCF13/M16S/CS90	7TCA296000R2713	32
PCF13/M16S/S45	7TCA296000R2731	33
PCF16/M16/A	7TCA296000R2693	31
PCF16/M16/CS90	7TCA296170R0912	32
PCF16/M16/S45	7TCA296000R2725	33
PCF16/M16S/A	7TCA296170R0903	31
PCF16/M16S/CS90	7TCA296000R2714	32
PCF16/M16S/S45	7TCA296000R2732	33
PCF21/M20/A	7TCA296000R2694	31
PCF21/M20/CS90	7TCA296170R0913	32
PCF21/M20/S45	7TCA296000R2726	33
PCF21/M20S/A	7TCA296010R0197	31
PCF21/M20S/CS90	7TCA296170R0902	32
PCF21/M20S/S45	7TCA296000R2733	33
PFCH21/BL/50M	7TCA296000R2269	24
PFCH28/BL/50M	7TCA296000R2270	24
PFCH34/BL/50M	7TCA296000R2272	24
PFCH42/BL/25M	7TCA296000R2273	24
PFCH54/BL/25M	7TCA296000R2274	24
PFCS28/BL/50M	7TCA296000R2275	24
PFCS34/BL/50M	7TCA296000R2277	24
PFCS42/BL/25M	7TCA296000R2278	24
PFCS54/BL/25M	7TCA296000R2280	24
PFFH13/BL/50M	7TCA296000R2282	24
PFFH16/BL/50M	7TCA296000R2283	24
PFFS10/BL/50M	7TCA296000R2284	24
PFFS13/BL/50M	7TCA296000R2285	24
PFFS16/BL/50M	7TCA296000R2286	24
PFFS21/BL/50M	7TCA296000R2287	24
PK13/M16/A	7TCA296100R0077	22
PK16/M16/A	7TCA296100R0078	22
PK21/M20/A	7TCA296100R0079	22
PK28/M25/A	7TCA296100R0080	22
PK34/M32/A	7TCA296100R0081	22
PKCS28/BL/50M	7TCA296100R0083	22
PKCS34/BL/50M	7TCA296100R0085	22
PKCSSS28/BL/50M	7TCA296100R0088	19
PKCSSS34/BL/25M	7TCA296100R0089	19
PKCSTC28/BL/25M	7TCA296100R0091	19
PKCSTC34/BL/25M	7TCA296100R0092	19
PKFS13/BL/50M	7TCA296100R0095	22
PKFS16/BL/50M	7TCA296100R0097	22
PKFS21/BL/50M	7TCA296100R0101	22
PKFSSS13/BL/25M	7TCA296100R0102	19
PKFSSS16/BL/50M	7TCA296100R0105	19
PKFSSS21/BL/50M	7TCA296100R0109	19
PKFSTC13/BL/25M	7TCA296100R0110	19
PKFSTC16/BL/25M	7TCA296100R0112	19
PKFSTC21/BL/25M	7TCA296100R0113	19
PPFM13/BL/50M	7TCA296000R2441	23
PPFM16/BL/50M	7TCA296000R2447	23
PPFM21/BL/50M	7TCA296000R2453	23
PPFM28/BL/50M	7TCA296000R2461	23
PPFM34/BL/25M	7TCA296000R2463	23
PRCS21/BL/50M	7TCA296000R2472	25
PRCS28/BL/50M	7TCA296000R2476	25
PRCS34/BL/50M	7TCA296000R2483	25
PRCS42/BL/25M	7TCA296000R2488	25
PRCS54/BL/25M	7TCA296000R2491	25
PRCSSS28/BL/50M	7TCA296100R0118	20
PRCSSS34/BL/50M	7TCA296100R0124	20
PRCSSS42/25M	7TCA296100R0126	20
PRCSSS54/25M	7TCA296100R0127	20
PRCSTC28/BL/50M	7TCA296100R0129	20
PRCSTC34/BL/50M	7TCA296100R0131	20
PRCSTC42/BL/25M	7TCA296100R0133	20
PRCSTC54/BL/25M	7TCA296100R0134	20
PRFS13/BL/50M	7TCA296000R2498	25
PRFS16/BL/50M	7TCA296000R2503	25
PRFS21/BL/50M	7TCA296000R2507	25
PRFSSS16/BL/50M	7TCA296100R0137	20
PRFSSS21/BL/50M	7TCA296100R0139	20
PRFSTC16/BL/50M	7TCA296100R0140	20
PRFSTC21/BL/50M	7TCA296100R0142	20
RF12/BL/30M	7TCA296150R0000	76
RF16/BL/30M	7TCA296150R0001	76
RF16/M16/A/BL	7TCA296060R0048	77
RF16/M16/C90/BL	7TCA296060R0049	77
RF16/M20/A/BL	7TCA296060R0050	77
RF20/BL/30M	7TCA296060R0059	76
RF20/M20/A/BL	7TCA296060R0065	77
RF20/M20/C90/BL	7TCA296060R0066	77
RF25/BL/30M	7TCA296060R0073	76
RF25/M25/A/BL	7TCA296060R0075	77
RF25/M25/C90/BL	7TCA296060R0076	77
RF32/BL/30M	7TCA296060R0083	76
RF32/M32/A/BL	7TCA296060R0085	77
RF32/M32/C90/BL	7TCA296060R0086	77
RK13-10	7TCA296000R2510	67
RK16-10	7TCA296000R2512	67
RK16-13	7TCA296000R2513	67
RK21-10	7TCA296000R2515	67
RK21-10	7TCA296000R2515	67

Part. No.	GID No.	Page
RK21-13	7TCA296050R0429	67
RK21-13	7TCA296050R0429	67
RK21-16	7TCA296050R0430	67
RK21-16	7TCA296050R0430	67
RK28-13	7TCA296000R2517	67
RK28-13	7TCA296000R2517	67
RK28-16	7TCA296050R0432	67
RK28-16	7TCA296050R0432	67
RK28-21	7TCA296000R2519	67
RK28-21	7TCA296000R2519	67
RK34-21	7TCA296000R2520	67
RK34-21	7TCA296000R2520	67
RK34-28	7TCA296000R2521	67
RK34-28	7TCA296000R2521	67
SK106	7TCA296050R0444	79
SK80	7TCA296050R0454	79
SW038	7TCA296050R0469	80
SW050	7TCA296050R0471	80
SW075	7TCA296050R0474	80
SW100	7TCA296050R0477	80
SW125	7TCA296050R0481	80
SW150	7TCA296050R0482	80
SW200	7TCA296050R0483	80
SWM12	7TCA296050R0487	80
SWM16	7TCA296050R0488	80
SWM20	7TCA296050R0492	80
SWM25	7TCA296050R0497	80
SWM32	7TCA296050R0502	80
SWM40	7TCA296050R0506	80
SWM50	7TCA296050R0510	80
SWM63	7TCA296050R0514	80
SWPG07	7TCA296050R0518	80
SWPG09	7TCA296050R0519	80
SWPG11	7TCA296050R0520	80
SWPG13	7TCA296050R0521	80
SWPG16	7TCA296050R0522	80
SWPG21	7TCA296050R0523	80
SWPG29	7TCA296050R0524	80
SWPG36	7TCA296050R0525	80
T101010/BL	7TCA296000R2526	82
T101310/BL	7TCA296000R2527	82
T101613/BL	7TCA296000R2528	82
T131010/BL	7TCA296000R2531	82
T131013/BL	7TCA296000R2532	82
T131310/BL	7TCA296000R2535	82
T131313/BL	7TCA296000R2537	82
T131613/BL	7TCA296000R2539	82
T161013/BL	7TCA296050R0529	82
T161313/BL	7TCA296000R2544	82
T161316/BL	7TCA296050R0530	82
T161613/BL	7TCA296000R2546	82
T161616/BL	7TCA296000R2547	82
T162116/BL	7TCA296000R2550	82
T211016/BL	7TCA296160R0102	82
T211021/BL	7TCA296000R2551	82
T211316/BL	7TCA296000R2554	82
T211321/BL	7TCA296000R2555	82
T211613/BL	7TCA296000R2557	82
T211616/BL	7TCA296000R2558	82
T211621/BL	7TCA296000R2559	82
T212113/BL	7TCA296000R2560	82
T212116/BL	7TCA296000R2561	82
T212121/BL	7TCA296000R2562	82
T281021/BL	7TCA296000R2576	82
T281028/BL	7TCA296000R2577	82
T281321/BL	7TCA296000R2578	82
T281328/BL	7TCA296000R2580	82
T281621/BL	7TCA296000R2581	82
T281628/BL	7TCA296000R2582	82
T282121/BL	7TCA296000R2583	82
T282128/BL	7TCA296000R2584	82
T282828/BL	7TCA296000R2587	82
T341634/BL	7TCA296000R2589	82
T342128/BL	7TCA296000R2591	82
T342134/BL	7TCA296000R2592	82
T343434/BL	7TCA296000R2596	82
XF12/30M	7TCA296060R0095	74
XF12/M16/D	7TCA296060R0097	75
XF16/30M	7TCA296060R0101	74
XF16/M16/C90/BL	7TCA296060R0104	75
XF16/M16/D	7TCA296060R0105	75
XF16/M20/D	7TCA296060R0107	75
XF20/30M	7TCA296060R0112	74
XF20/M20/C90/BL	7TCA296060R0115	75
XF20/M20/D	7TCA296060R0116	75
XF25/30M	7TCA296060R0121	74
XF25/M25/C90/BL	7TCA296060R0124	75
XF25/M25/D	7TCA296060R0125	75
XF32/30M	7TCA296060R0131	74
XF32/M32/C90/BL	7TCA296060R0134	75
XF32/M32/D	7TCA296060R0135	75
XF40/30M	7TCA296060R0140	74
XF40/M40/D	7TCA296060R0144	75
XF50/30M	7TCA296060R0148	74
XF50/M50/D	7TCA296060R0151	75
Y101010/BL	7TCA296000R2603	83
Y101013/BL	7TCA296000R2605	83
Y131010/BL	7TCA296000R2608	83
Y131310/BL	7TCA296000R2612	83
Y131313/BL	7TCA296000R2614	83
Y161310/BL	7TCA296000R2618	83
Y161313/BL	7TCA296000R2621	83
Y161610/BL	7TCA296000R2623	83
Y161613/BL	7TCA296000R2625	83
Y211010/BL	7TCA296000R2626	83
Y211310/BL	7TCA296000R2627	83
Y211313/BL	7TCA296000R2628	83
Y211610/BL	7TCA296000R2629	83
Y211613/BL	7TCA296000R2630	83
Y211616/BL	7TCA296000R2631	83
Y212110/BL	7TCA296000R2633	83
Y212113/BL	7TCA296000R2635	83
Y212116/BL	7TCA296000R2636	83
Y282113/BL	7TCA296000R2645	83
Y282116/BL	7TCA296000R2646	83
Y282121/BL	7TCA296000R2647	83
Y282813/BL	7TCA296000R2651	83
Y282816/BL	7TCA296050R0537	83
Y282821/BL	7TCA296000R2652	83
Y282828/BL	7TCA296000R2653	83
Y343416/BL	7TCA296000R2658	83
Y343421/BL	7TCA296000R2659	83
Y343434/BL	7TCA296000R2661	83

Additional information
We reserve the right to make technical changes or modify the contents of this document without prior notice. With regard to purchase orders, the agreed particulars shall prevail. ABB AG does not accept any responsibility whatsoever for potential errors or possible lack of information in this document.

We reserve all rights in this document and in the subject matter and illustrations contained therein. Any reproduction, disclosure to third parties or utilisation of its contents – in whole or in parts – is forbidden without prior written consent of ABB AG.

ABB Cable Management Products Ltd.
Station Road, Coleshill,
Birmingham, B46 1HT
United Kingdom

Contact us:
cmg.conduitsystems@abb.com

www.adaptaflex.com

For other ABB locations visit new.abb.com/low-voltage

© Copyright 2022 ABB. All rights reserved.
Specifications subject to change without notice.

7TKK001442 / 03.2022