Product Information

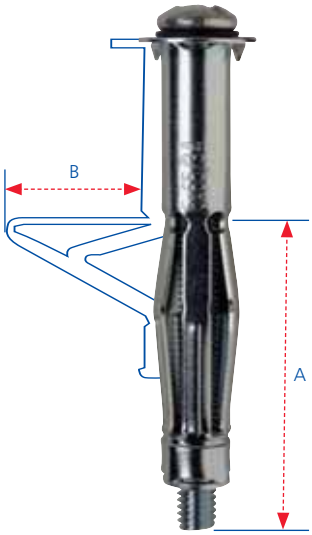

TYPICAL APPLICATIONS

- Coat hooks to hollow doors.
- Shelves and bathroom accessories to standard plasterboard.
- Radiators and kitchen cabinets to double thickness and tiled plasterboard.

DESCRIPTION

Fixing heavy objects securely in a variety of board materials. Fixtures can be removed and re-fitted, eg when moving radiators for redecoration. Can be secured using slotted or Pozi Driv screwdriver.

SUITABLE FOR USE IN:

Plasterboard, Hardboard & Plywood.

FEATURES

1. Combination head screw supplied.
2. Integral anti-rotation lugs.
3. Hinged legs positioned to maximise load capacity.
4. One piece stamping, with integral thread and flange for increased reliability.

INTERSET®

DESCRIPTION	HOLE DIAMETER (mm) (d_o)	BOARD THICKNESS RANGE (mm)	MAX FIXTURE THICKNESS (mm) (T_{fix})	MINIMUM CLEARANCE A (mm)	MINIMUM CLEARANCE B (mm)	QUANTITY	PRODUCT CODE		NEW CODE
							PACK	BOX	
M4 x 20	8	2 - 5	15	16	5	6	41-605		SM-04020/6
M4 x 20						10	41-603		SM-04020/10
M4 x 20						100		41-606	SM-04020
M4 x 32	8	2 - 10	15	25	7	100		41-612	SM-04032
M4 x 40	8	8 - 15	15	25	8	6	41-625		SM-04038/6
M4 x 40 With Drill						8		41-700	SM-04038-D
M4 x 40						10	41-619		SM-04038/10
M4 x 40						20	41-627		SM-04038/20
M4 x 40						25		41-620	SM-04038/25
M4 x 40						100		41-622	SM-04038
M4 x 54	8	15 - 21	17	26	7	100			SM-04046
M4 x 66	8	34 - 38	17	16	8	100			SM-04059
M5 x 40	10	5 - 13	15	27	9	6	41-645		SM-05037/6
M5 x 40						10	41-635		SM-05037/10
M5 x 40						20	41-637		SM-05037/20
M5 x 40						25		41-636	SM-05037/25
M5 x 40						100		41-638	SM-05037
M5 x 52	10	6 - 16	24	40	13	100			SM-05052
M5 x 65	10	15 - 28	20	38	15	20	41-657		SM-05065/20
M5 x 65						25		41-652	SM-05065/25
M5 x 65						100		41-654	SM-05065
M6 x 37	12	8 -12	18	27	8	100			SM-06037
M6 x 52	12	13 - 15	20	38	13	100		41-680	SM-06052
M6 x 65	12	15 - 28	25	38	13	20	41-667		SM-06065/20
M6 x 65						25		41-668	SM-06065/25
M6 x 65						50		41-670	SM-06065
M6 x 80	12	32 - 35	23	40	12	50			SM-06080
M8 x 80	12	32 - 35	23	42	13	50			SM-08080

Product Information

INTERSET® WITH ANGLE HOOK



DESCRIPTION	HOLE DIAMETER (mm) (d_O)	BOARD THICKNESS RANGE (mm)	QUANTITY		PRODUCT CODE
			PACK	OUTER	
M4 x 55	8	4-10	100	1800	SM-04032K

INTERSET® WITH ROUND HOOK



DESCRIPTION	HOLE DIAMETER (mm) (d_O)	BOARD THICKNESS RANGE (mm)	QUANTITY		PRODUCT CODE
			PACK	OUTER	
M4 x 55	8	4-10	100	1800	SM-04032S

Installation

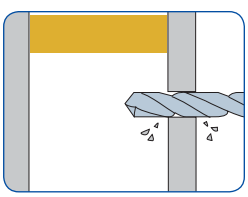

1. Drill a hole to appropriate size.

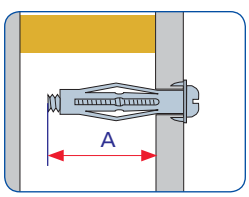

2. Insert the fixing into the hole. Tap in lightly, ensuring that the anti-rotation lugs penetrate the face of the base material.

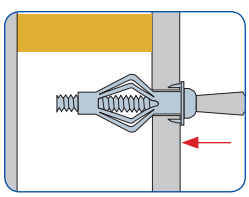

3. Keeping a firm forward pressure tighten the screw to set the fixing in position and then remove the screw.

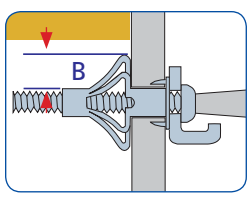

4. Position the fixture, insert the screw and tighten until secure.