A2623060

ROUND KNOB 23, with line

Suitable for rotary potentiometer with round shaft ends according to DIN 41591. Collet system for convenient knob assembly from the front and simple adjustment (with adjustment key - sep. article). Continuous center hole. White marking.
Max. torque: assembly = 1,2 Nm, function = 1,0 Nm.

Supply
1 round knob



TECHNICAL DATA

Material	ABS (UL 94 HB)
Colour	black RAL 9005
Standards	RoHS compliant, REACH compliant

Diameter	23 mm
Height	15 mm
Bore hole	6 mm

Please take the dimensions from current parts. These are subject to material- and manufacturing-specific tolerances.

PURCHASING DATA

Weight/1 part	6.5 g
Customs tariff number (OKW product)	84879090
Country of manufacture	Germany

CUSTOMISING OPTIONS

A2623060

ROUND KNOB 23, with line

What else do you need to create your own personal product? We can supply our enclosures and tuning knobs fully modified to suit your electronic components and design requirements. Please advise for anything else we can do for you.

Customising options for A2623060



Machining



Printing



Installation / Assembly of accessories

A2623060

ROUND KNOB 23, with line

SYSTEM COMPONENTS TO COMPLETE



A4123000
Cover 23, without line
ABS (UL 94 HB)
black RAL 9005



A4123002
Cover 23, without line
ABS (UL 94 HB)
red RAL F12/0-10



A4123004
Cover 23 without line
ABS (UL 94 HB)
yellow RAL F12/0-1



A4123006
Cover 23, without line
ABS (UL 94 HB)
light blue RAL 5012



A4123007
Cover 23, without line
ABS (UL 94 HB)
pebble grey RAL 7032



A4123008
Cover 23, without line
ABS (UL 94 HB)
dusty grey RAL 7037



A4123100
Cover 23, with line
ABS (UL 94 HB)
black RAL 9005



A4123102
Cover 23, with line
ABS (UL 94 HB)
red RAL F12/0-10



A4123105
Cover 23, with line
ABS (UL 94 HB)
green RAL F12/0-43



A4123106
Cover 23, with line
ABS (UL 94 HB)
light blue RAL 5012



A4123107
Cover 23, with line
ABS (UL 94 HB)
pebble grey RAL 7032



A4123108
Cover 23, with line
ABS (UL 94 HB)
dusty grey RAL 7037

ACCESSORY "SCREWS"



A6207009
Round nut M7 x 0.75



A6210009
Round nut M10 x 0.75



A6295009
Round nut 3/8"-32G



A6300000
Spanner

A2623060

ROUND KNOB 23, with line

ACCESSORY



A4223000
Arrow disk 23
ABS (UL 94 HB)
black RAL 9005



A4223002
Arrow disk 23
ABS (UL 94 HB)
red RAL F12/0-10



A4223008
Arrow disk 23
ABS (UL 94 HB)
dusty grey RAL 7037



A4423010
Dial 23
PC (UL 94 HB)
transparent



A4423020
Dial 23
PC (UL 94 HB)
transparent



A4423039
Dial 23
PC (UL 94 HB)
transparent



A4423060
Dial 23
PC (UL 94 HB)
transparent



A6403005
Adjusting key 20/23/31
ABS (UL 94 HB)
green



A6600064
Torsion protection 6/4.6



A7323010
Disk 23, with line
ABS (UL 94 HB)
black RAL 9005

Subject to technical modification without notice. © by OKW Gehäusesysteme, Buchen/Germany.

Schnitt A-A

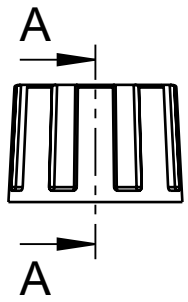

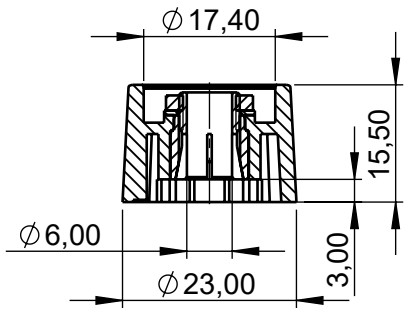

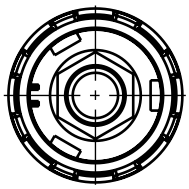

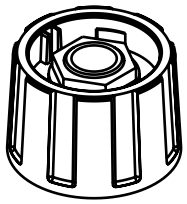

Bitte die Maße an aktuellen Teilen abnehmen.
Diese unterliegen material und produktionsspezifischen Fertigungstoleranzen

Please take the dimensions from current parts.
These are subject to material- and manufacutring-specific tolerances

Informationskopie
wird nicht aktualisiert
Copy for Information
will not be updated

Erst. am: 06.04.2020	Toleranzen: DIN 16901 T130	Status: ENTWICKLUNG	DIN 6 Teil 2
Erst. von: J. Farrenkopf			
Freig. am:	Volumen:	Zeichnungsart: KUNDE	
Freig. von:			
Revision: 01			

This document contains proprietary information of OKW Gehäusesysteme GmbH and is tendered subject to the conditions that the information be retained in confidence not be reproduced or copied and not be used or incorporated in any product.

Technische Änderungen vorbehalten. Irrtümer oder Druckfehler begründen keinen Anspruch auf Schadenersatz. Wichtige Einbaumaße bitte direkt mit dem aktuellen Produkt abstimmen.

Subject to technical modification without prior notice. Typographical and other errors do not justify any claim for damages. All dimensions should be verified using an actual moulded part.

Sous reserve de modifications techniques. Toute erreur ou faute d'impression ne justife aucune demande d'indemnisation. Nous prions les clients de verifer les dimensions des composants avec les boitiers avant le montage.

OKW GEHÄUSE SYSTEME

KOMBIKNOEPFE-SPANNZANGE 23
Rundknopf 23 mit Spannzange d=6mm

A2*2306*

M 1:1

Für dieses Dokument behalten wir uns alle Urheberrechte vor. Es darf auch auszugsweise weder vervielfältigt noch Dritten in irgendeiner Form zugänglich gemacht werden.

Dateiname: 00021404